



US00D479651S

(12) **United States Design Patent**
Shen

(10) **Patent No.: US D479,651 S**

(45) **Date of Patent: ** Sep. 16, 2003**

(54) **TRAVELLING CASE**

(75) Inventor: **Jiade Shen**, Shanghai (CN)

(73) Assignee: **Shanghai Overseas IMP. & EXP. Co. Ltd.**, Shanghai (CN)

(**) Term: **14 Years**

(21) Appl. No.: **29/156,751**

(22) Filed: **Mar. 5, 2002**

(51) **LOC (7) Cl. 03-01**

(52) **U.S. Cl. D3/279**

(58) **Field of Search** D3/273, 276, 279,
D3/281, 282, 294; 190/18 A, 100, 109,
111, 112, 113, 114

(56) **References Cited**

U.S. PATENT DOCUMENTS

D383,603 S	*	9/1997	Pedlar	D3/279
D422,409 S	*	4/2000	Klenner et al.	D3/279
D425,301 S	*	5/2000	Sagol	D3/279
D427,434 S	*	7/2000	King et al.	D3/279
D428,698 S	*	8/2000	Cheng	D3/279
D434,224 S	*	11/2000	Tiramani et al.	D3/279
D438,005 S	*	2/2001	Tiramani et al.	D3/279

* cited by examiner

Primary Examiner—Philip S. Hyder

(74) *Attorney, Agent, or Firm*—Christie, Parker & Hale, LLP

(57) **CLAIM**

The ornamental design for a travelling case, as shown and described.

DESCRIPTION

The file of this patent contains at least one drawing executed in color. Copies of this patent with color drawing(s) will be provided by the Patent and Trademark Office upon request and payment of the necessary fee.

FIG. 1 is a perspective view of the travelling case seen from the front side;

FIG. 2 is a front view of the travelling case;

FIG. 3 is a rear view of the travelling case;

FIG. 4 is a top plan view of the travelling case;

FIG. 5 is a bottom view of the travelling case;

FIG. 6 is a perspective view of the travelling case seen from the left side of FIG. 2;

FIG. 7 is a perspective view of the travelling case seen from the right side of FIG. 2; and,

FIG. 8 is a perspective view thereof, with the handle in an extended position.

1 Claim, 8 Drawing Sheets

(8 of 8 Drawing Sheet(s) Filed in Color)






Fig. 1




Fig. 2




Fig. 3





Fig. 4

Fig. 5






Fig. 6




Fig. 7



Fig. 8