



US00D479649S

(12) **United States Design Patent**
Chuan

(10) **Patent No.:** **US D479,649 S**

(45) **Date of Patent:** **** Sep. 16, 2003**

(54) **GOLF BAG**

(75) **Inventor:** **Phineas Tan Yean Chuan**, Singapore
(SG)

(73) **Assignee:** **Be'cozz Design PTE Ltd**, Singapore
(SG)

(**) **Term:** **14 Years**

(21) **Appl. No.:** **29/155,668**

(22) **Filed:** **Feb. 12, 2002**

(30) **Foreign Application Priority Data**

Sep. 28, 2001 (SG) D2001/1214/D

(51) **LOC (7) Cl.** **03-01**

(52) **U.S. Cl.** **D3/255**

(58) **Field of Search** D3/254, 255; 206/315.2,
206/315.4, 315.5, 315.6, 315.7, 315.8

(56) **References Cited**

U.S. PATENT DOCUMENTS

D323,427 S * 1/1992 Schurman D3/255
5,220,950 A * 6/1993 Cordasco 206/315.4

D376,906 S * 12/1996 Mori et al. D3/255

6,148,999 A * 11/2000 Olson 206/315.4

D436,440 S * 1/2001 Stokes D3/255

6,330,944 B1 * 12/2001 DeMichele 206/315.3

6,371,291 B1 * 4/2002 Laffy 206/315.4

* cited by examiner

Primary Examiner—Philip S. Hyder

(74) *Attorney, Agent, or Firm*—Charles Berman; Claude Nassif; Greenberg Traurig, LLP

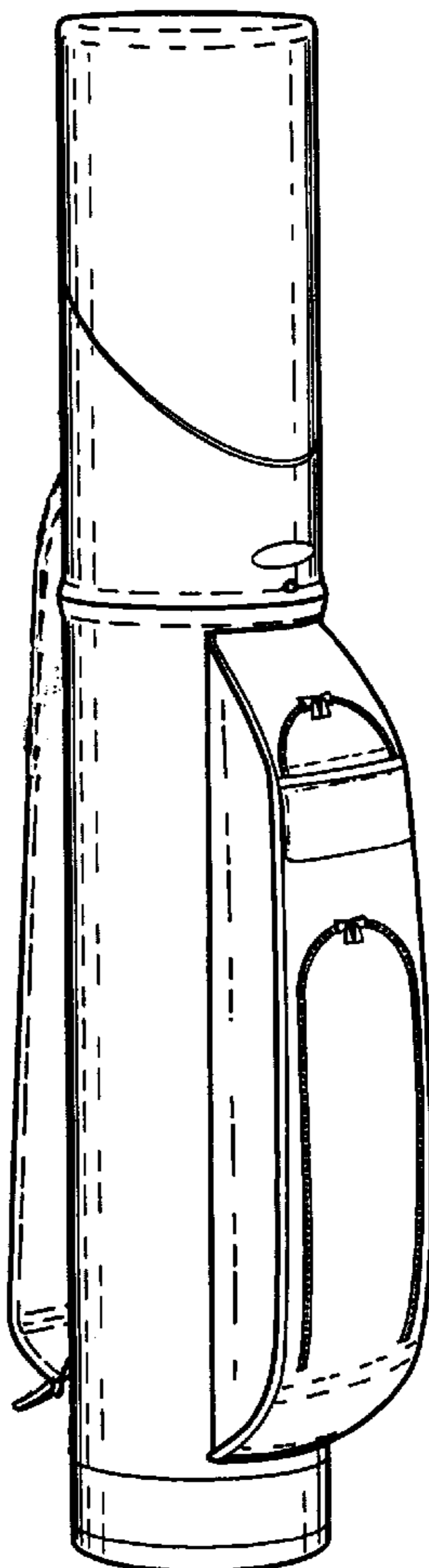
(57) **CLAIM**

The ornamental design for a golf bag, as shown and described.

DESCRIPTION

FIG. 1 is a perspective view from the front of the golf bag; FIG. 2 is a perspective view of the upper half view of the golf bag with the cover open; FIG. 3 is a front view of the golf bag; FIG. 4 is a back view of the golf bag; FIG. 5 is a left side view of the golf bag; and, FIG. 6 is a right side view of the golf bag.

1 Claim, 3 Drawing Sheets






Figure 1

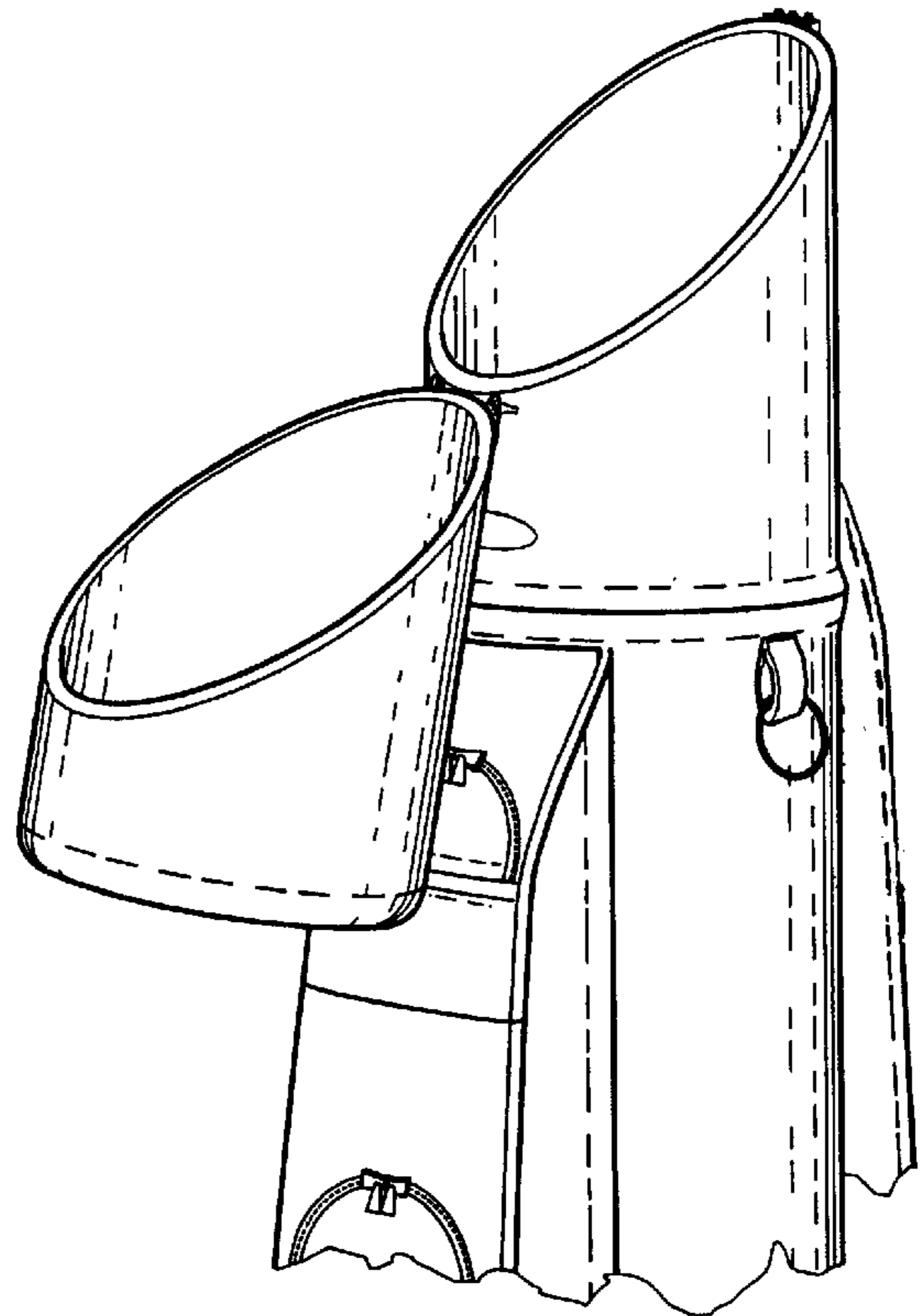


Figure 2

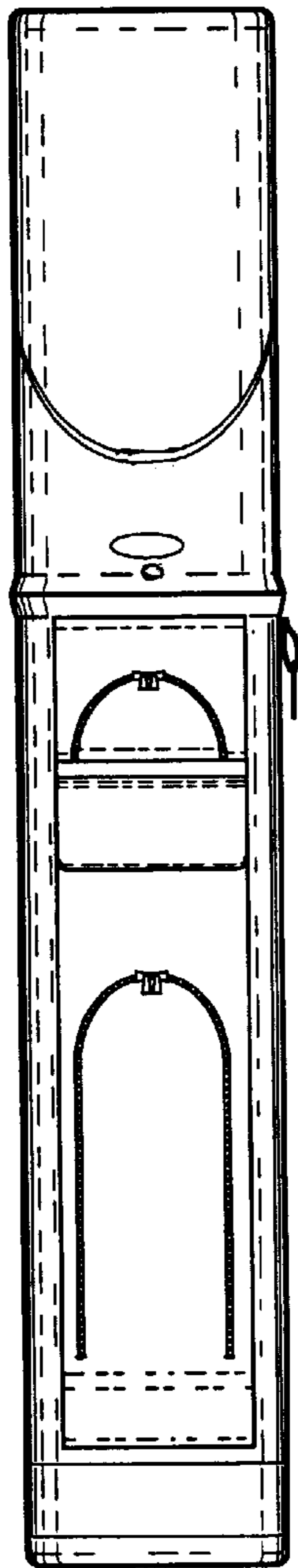


Figure 3




Figure 4

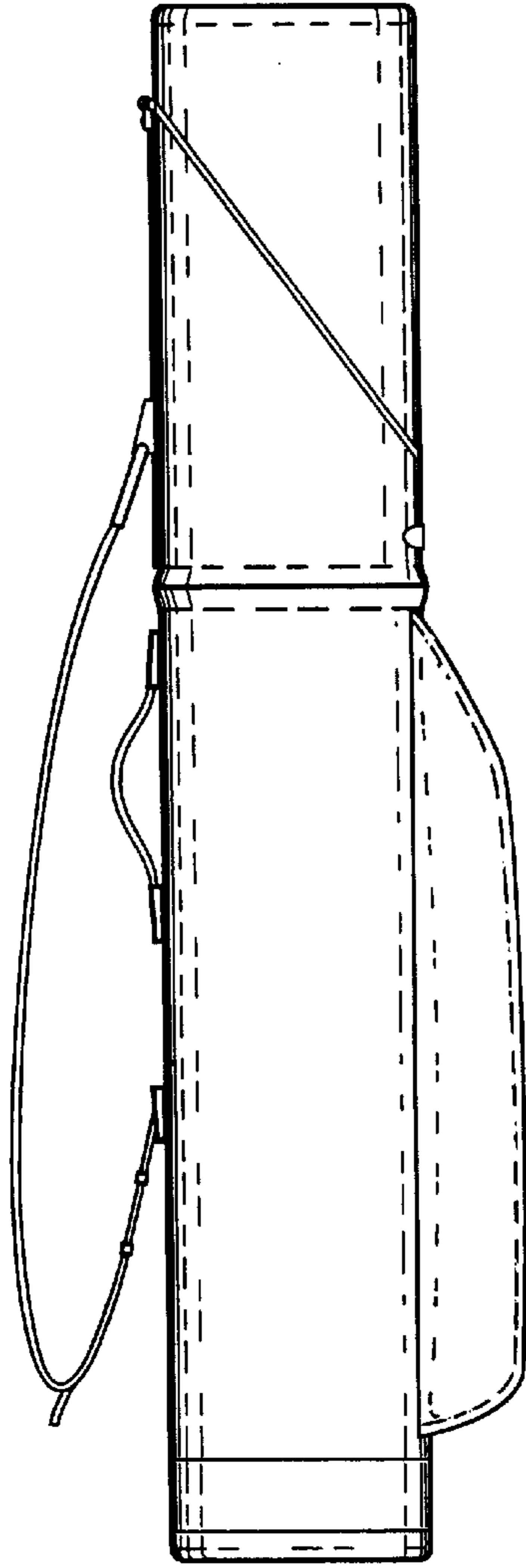


Figure 5

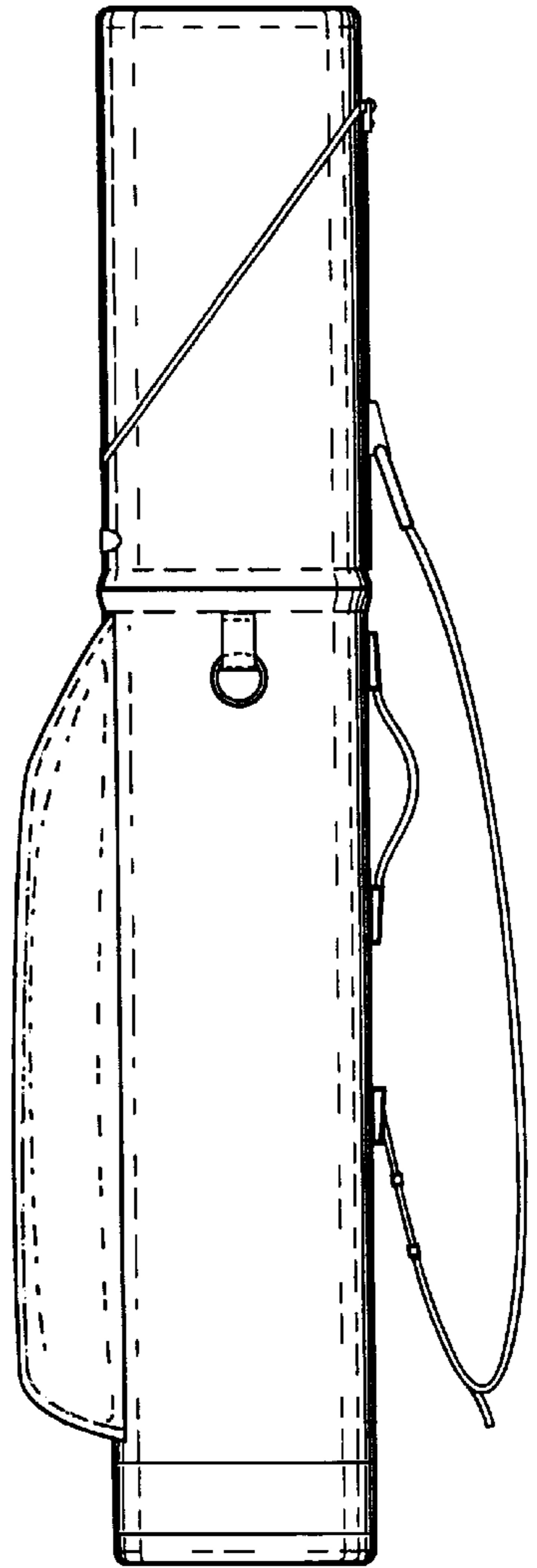


Figure 6