



US00D479643S

(12) **United States Design Patent**  
**O'Shea et al.**

(10) **Patent No.:** **US D479,643 S**

(45) **Date of Patent:** **\*\* Sep. 16, 2003**

(54) **FOOTWEAR BOTTOM**

(75) **Inventors:** **Sean O'Shea**, Rockland, MA (US);  
**Fiona J. Adams**, Santa Barbara, CA (US)

(73) **Assignee:** **Global Brand Marketing, Inc.**, Santa Barbara, CA (US)

(\*\*) **Term:** **14 Years**

(21) **Appl. No.:** **29/178,017**

(22) **Filed:** **Mar. 19, 2003**

(51) **LOC (7) Cl.** ..... **02-04**

(52) **U.S. Cl.** ..... **D2/951; D2/954; D2/957**

(58) **Field of Search** ..... **D2/946-949, 951-962, D2/967, 977; 36/3 B, 22 R, 25 R, 30 R, 32 A, 32 R, 59 R, 67 A, 67 B**

(56) **References Cited**

**U.S. PATENT DOCUMENTS**

D206,222 S	*	11/1966	Mostile	
D216,246 S		12/1969	Mistrarz	D2/320
3,808,713 A	*	5/1974	Dassler	36/32 R
4,118,878 A	*	10/1978	Semon	36/59 C
D298,483 S		11/1988	Liggett et al.	D2/320
D306,793 S		3/1990	Schwartz	D2/320
D320,884 S		10/1991	Brue	D2/320
D337,428 S	*	7/1993	Allen, III et al.	D2/954
D399,041 S		10/1998	Teague	D2/954
D401,745 S	*	12/1998	Greenberg	D2/957
D412,394 S	*	8/1999	Loveder	D2/959
D424,792 S		5/2000	Briand	D2/955

6,076,283 A		6/2000	Boie	36/59 C
D440,748 S	*	4/2001	Morgan	D2/957
D442,767 S		5/2001	Della Valle	D2/954
D448,544 S	*	10/2001	Della Valle	D2/954
D463,901 S	*	10/2002	Adams et al.	D2/959
D464,476 S		10/2002	Wahoske	D2/957
D467,061 S	*	12/2002	Della Valle	D2/954
D469,949 S	*	2/2003	Koo	D2/960
2002/0088140 A1	*	7/2002	Wang et al.	

\* cited by examiner

*Primary Examiner*—Celia Murphy

(74) *Attorney, Agent, or Firm*—Jeffer, Mangels, Butler & Marmaro LLP

(57) **CLAIM**

The ornamental design for a footwear bottom, as shown and described.

**DESCRIPTION**

FIG. 1 is a perspective view of a footwear bottom showing our new design;

FIG. 2 is a bottom plan view thereof;

FIG. 3 is a right side elevational view thereof;

FIG. 4 is a left side elevational view thereof;

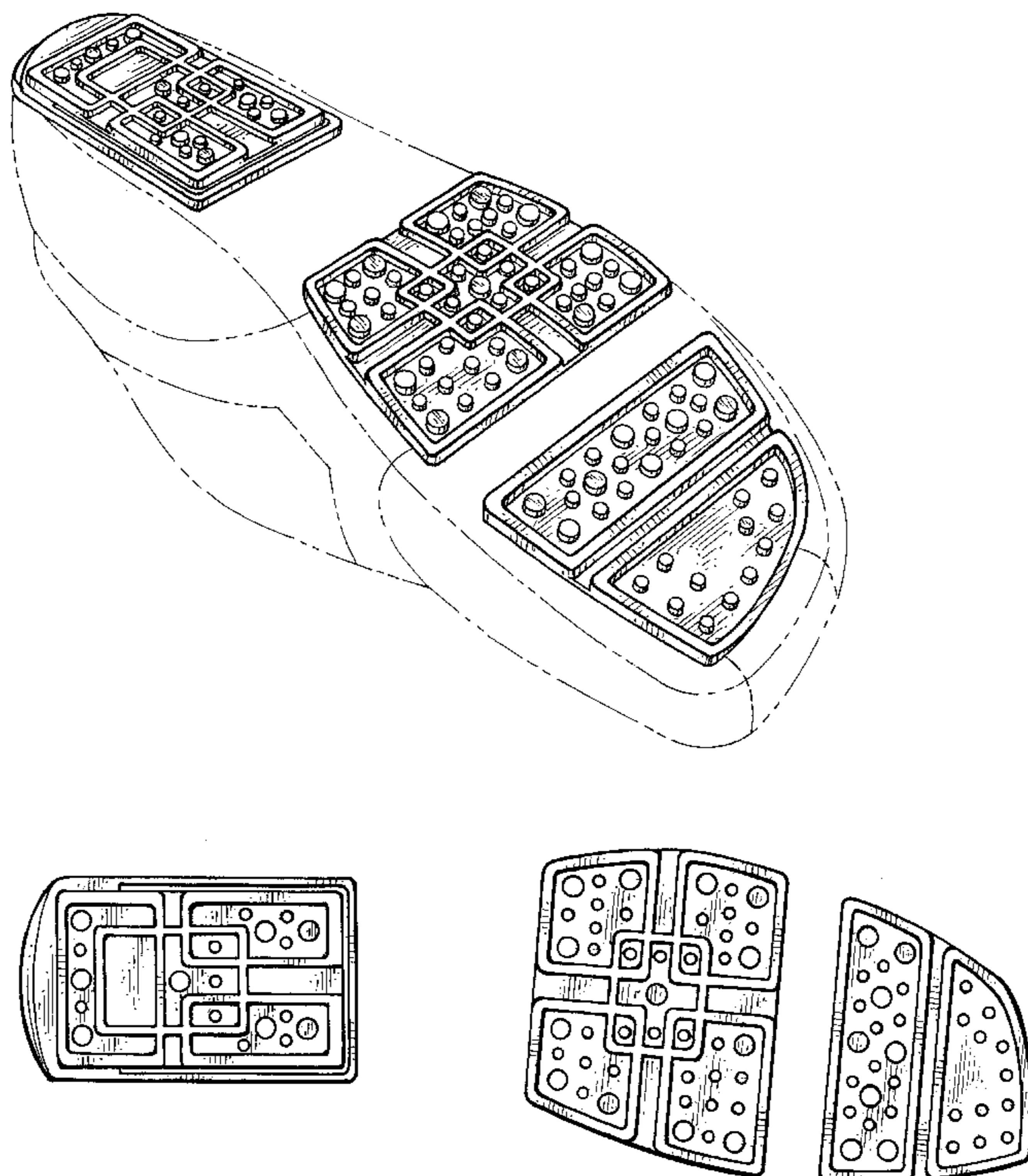
FIG. 5 is a front elevational view thereof; and,

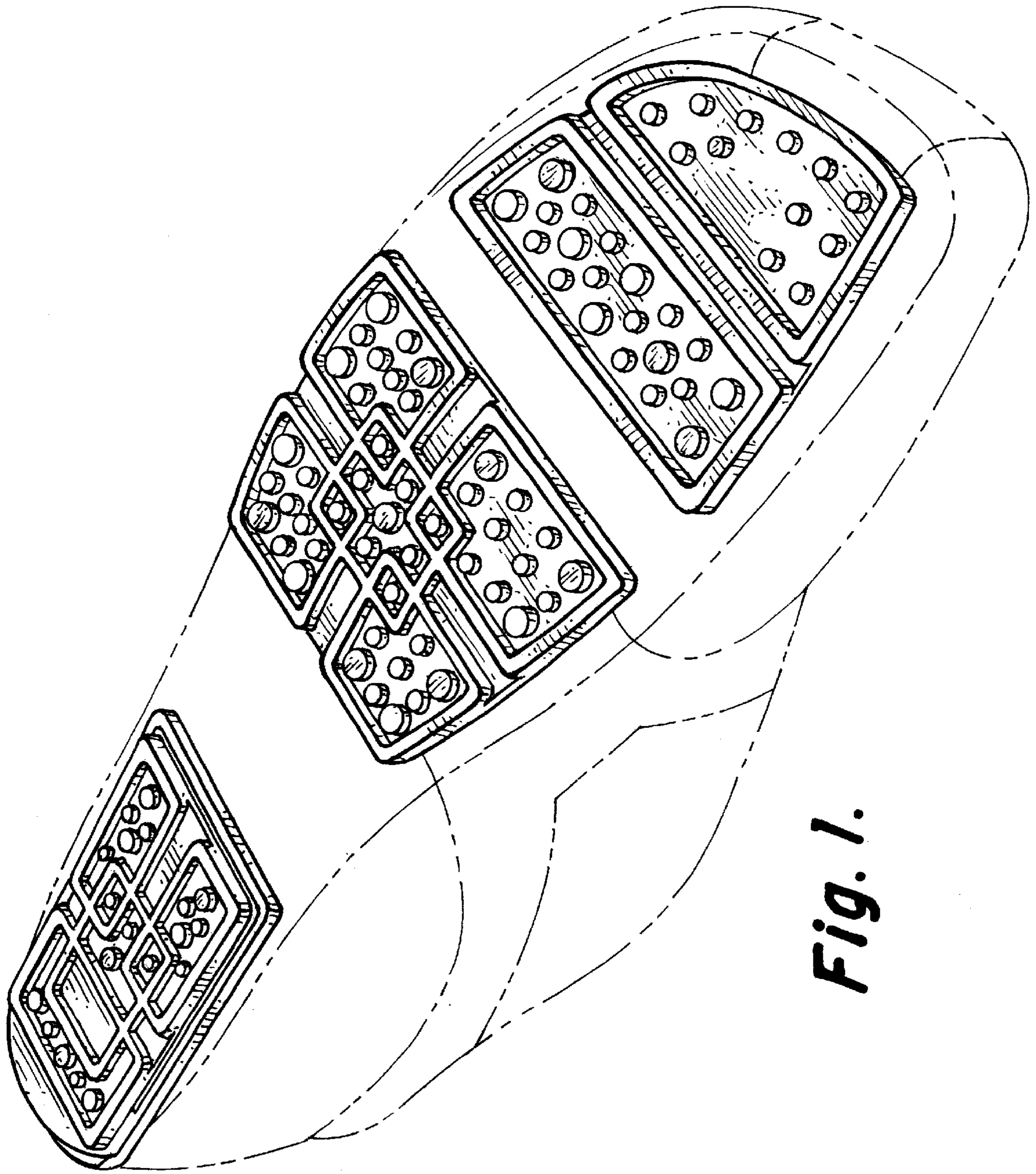
FIG. 6 is a rear elevational view thereof.

The broken line in the figures is for illustrative purposes only and forms no part of the claimed design.


For clarity, the unclaimed shoe upper has been omitted from FIGS. 2-6, leaving the arrangement and placement of the features comprising the claimed design.

**1 Claim, 3 Drawing Sheets**





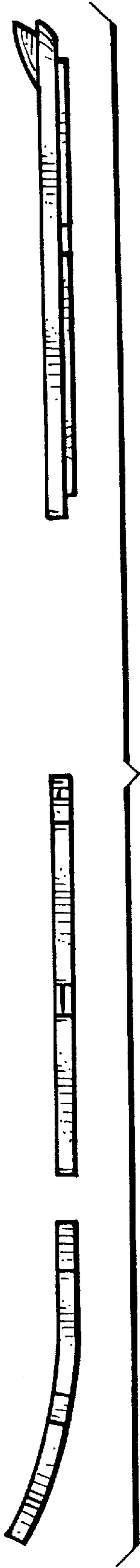
**Fig. 1.**



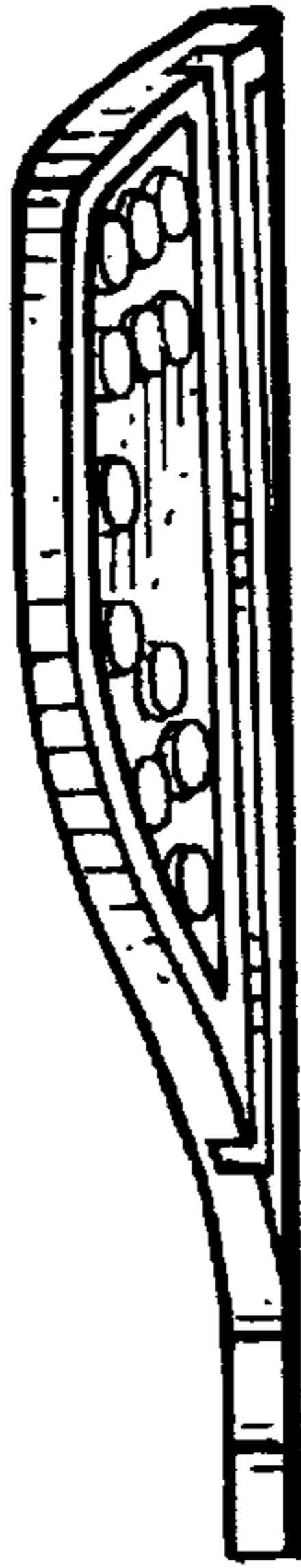
*Fig. 2.*



*Fig. 3.*



*Fig. 4.*



*Fig. 5.*



*Fig. 6.*