



US00D479634S

(12) **United States Design Patent**
Tuthill

(10) **Patent No.:** **US D479,634 S**

(45) **Date of Patent:** **** Sep. 9, 2003**

(54) **SCRATCH POST STRUCTURE**

(76) Inventor: **Jennifer Tuthill**, 64 Aspen Rd.,
Swampscott, MA (US) 01907

(**) Term: **14 Years**

(21) Appl. No.: **29/168,325**

(22) Filed: **Sep. 27, 2002**

(51) **LOC (7) Cl.** **30-99**

(52) **U.S. Cl.** **D30/160**

(58) **Field of Search** D30/158, 118,
D30/160; 119/702, 707-711, 28.5

(56) **References Cited**

U.S. PATENT DOCUMENTS

2,109,881 A	*	3/1938	Goldberg	D30/118
D221,558 S	*	8/1971	Zimmerman	D30/118
D224,686 S	*	8/1972	Michlap et al.	119/28.5
D224,792 S	*	9/1972	Knox, Jr.	D30/118
D249,567 S	*	9/1978	Madi	D30/118
D254,815 S	*	4/1980	Kossar	D30/158
D265,139 S	*	6/1982	Salvato	D30/160
4,577,590 A		3/1986	Skroch		
D309,046 S	*	7/1990	Andersen	D30/112
D338,283 S	*	8/1993	Pfriender	D30/108
D344,613 S		2/1994	Cromwell		
5,351,646 A	*	10/1994	Zoroufy	D30/109
5,450,819 A		9/1995	Gray et al.		
D370,093 S	*	5/1996	DeLuca	D30/160
5,577,465 A	*	11/1996	Cook	119/706

5,775,263 A		7/1998	Richards		
5,806,464 A	*	9/1998	Willinger et al.	119/708
5,829,390 A		11/1998	Jonilla et al.		
D406,678 S	*	3/1999	Rittenhouse	D30/108
D407,861 S	*	4/1999	Teng	D30/112
D422,754 S	*	4/2000	Kolozsvari et al.	D30/118
D461,026 S	*	7/2002	Mason	D30/160

* cited by examiner

Primary Examiner—Cathy Anne MacCormac

(74) *Attorney, Agent, or Firm*—Hamilton, Brook, Smith & Reynolds, P.C.


(57) **CLAIM**

The ornamental design for a scratch post structure, as shown and described.

DESCRIPTION

The article is a scratch post structure for cats and other pets. FIG. 1 is a perspective view of a scratch post structure embodying my new design; FIG. 2 is a top view thereof; FIG. 3 is a left side view thereof; FIG. 4 is a front view thereof, the opposite side being a mirror image; FIG. 5 is a right side view thereof; and, FIG. 6 is a bottom view thereof. The broken lines, showing a cat in FIG. 1, are for illustrative purposes only and form no part of the claimed design.

1 Claim, 1 Drawing Sheet






FIG. 1

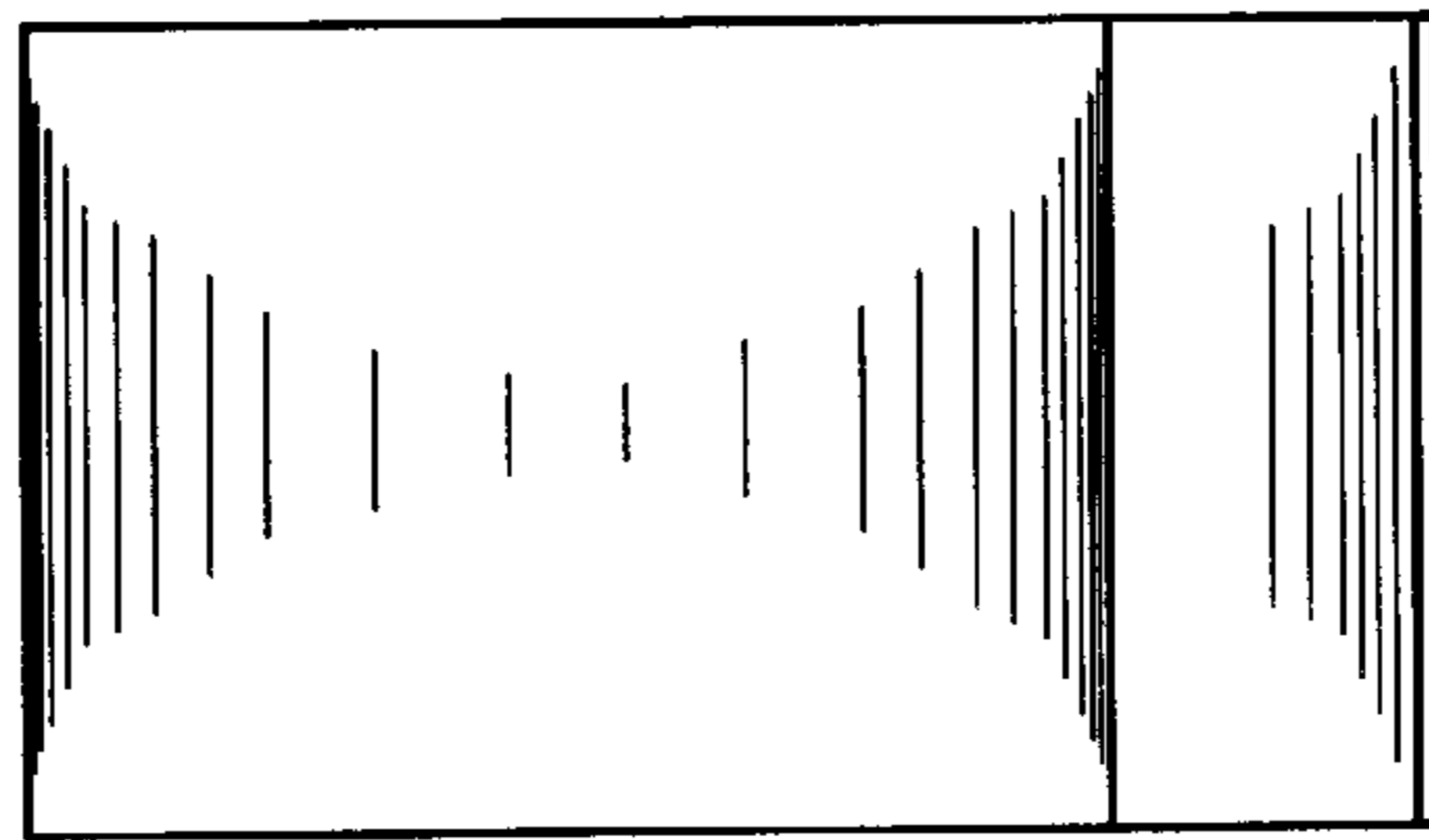


FIG. 2

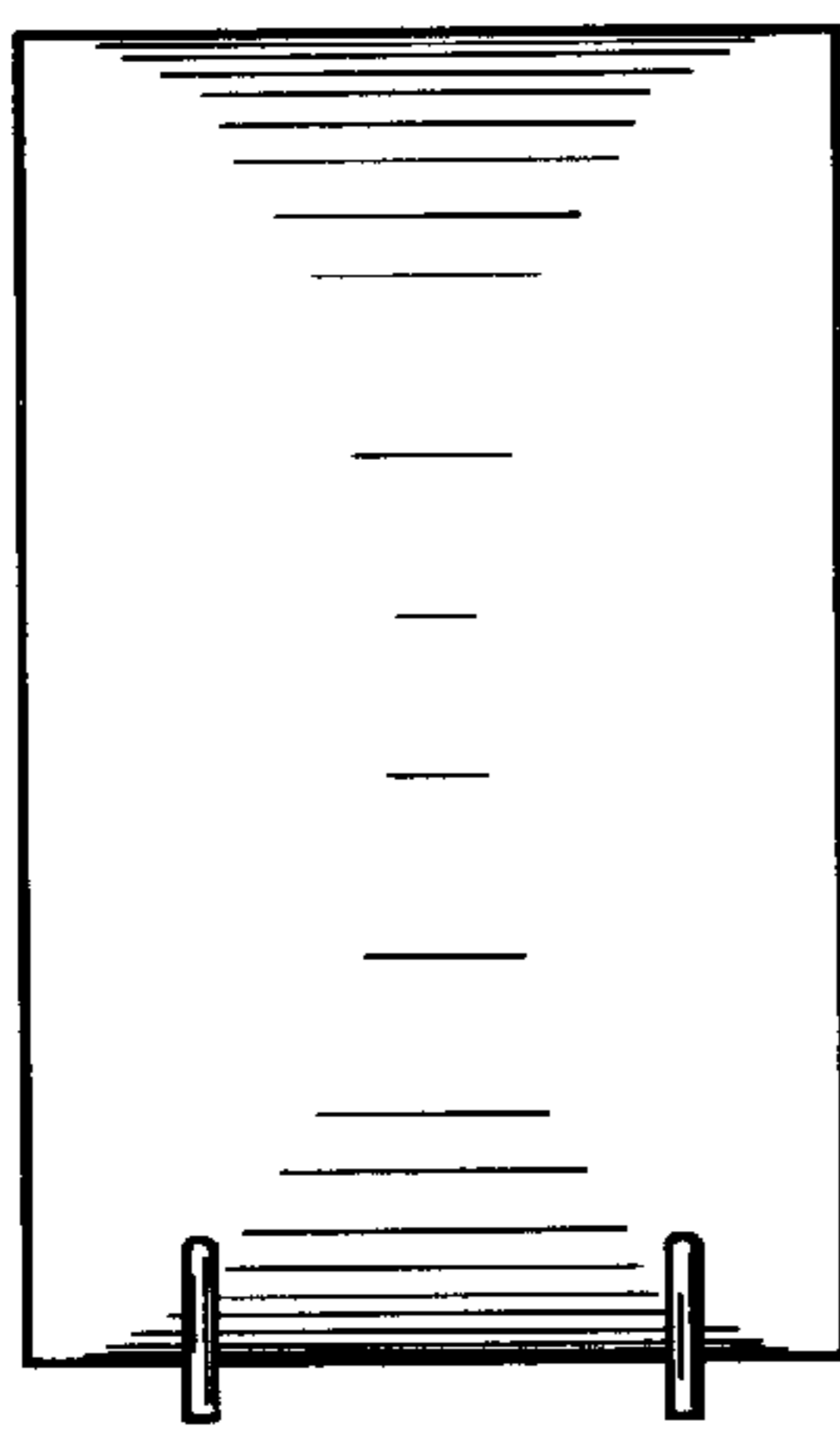


FIG. 3




FIG. 4




FIG. 5

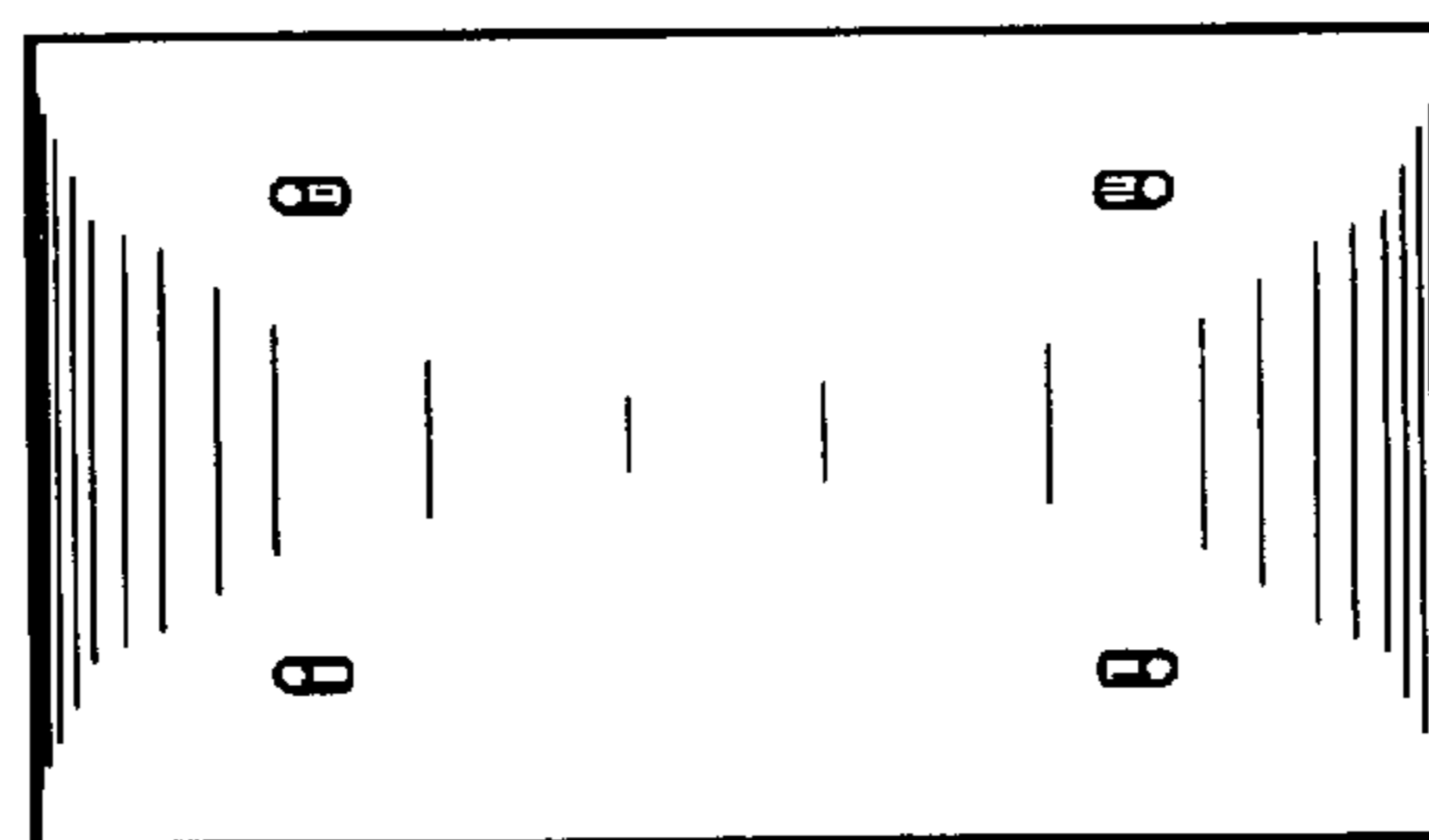


FIG. 6