



US00D479629S

(12) **United States Design Patent**
Lee

(10) **Patent No.:** **US D479,629 S**

(45) **Date of Patent:** **** Sep. 9, 2003**

(54) **COSMETIC CASE**

(76) Inventor: **Ya-Tsi Lee**, 9F-1, No. 60, Sec. 4,
Chung Hsiao E. Rd., Taipei (TW)

(**) Term: **14 Years**

(21) Appl. No.: **29/173,190**

(22) Filed: **Dec. 26, 2002**

(51) **LOC (7) Cl.** **28-03**

(52) **U.S. Cl.** **D28/79**

(58) **Field of Search** D28/73, 76, 78-84;
D3/295; 206/581, 823; 132/293-307, 314-315;
220/DIG. 26; D9/341

(56) **References Cited**

U.S. PATENT DOCUMENTS

D392,422 S * 3/1998 Dinand D28/80

D441,915 S * 5/2001 Wardlaw D28/83

FOREIGN PATENT DOCUMENTS

WO DM/057 835 * 9/2001 D28/78

* cited by examiner

Primary Examiner—Jennifer Rivard

(74) *Attorney, Agent, or Firm*—Rosenberg, Klein & Lee

(57) **CLAIM**

The ornamental design for a cosmetic case, as shown and described.

DESCRIPTION

FIG. 1 is a perspective view of a cosmetic case showing my new design;

FIG. 2 is a top plan view thereof;

FIG. 3 is a bottom plan view thereof;

FIG. 4 is a front elevational view thereof;

FIG. 5 is a rear elevational view thereof;

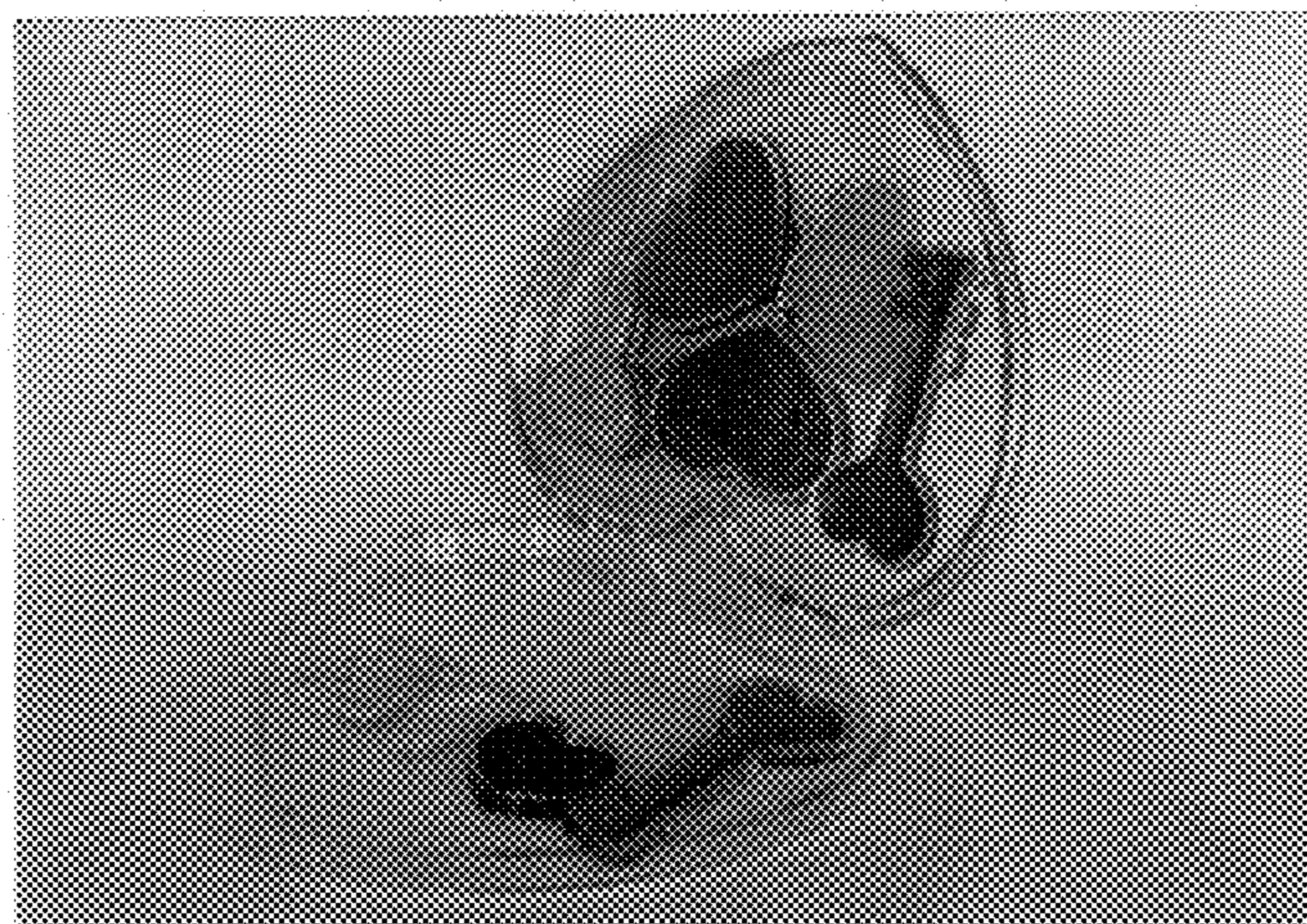

FIG. 6 is a left side elevational view thereof;

FIG. 7 is a right side elevational view thereof;

FIG. 8 is a perspective view of the cosmetic case in an opened state showing an upper layer and an intermediate layer; and,

FIG. 9 is a perspective view of the cosmetic case in an opened state showing the intermediate layer and a lower layer.

1 Claim, 5 Drawing Sheets






FIG. 1




FIG. 2

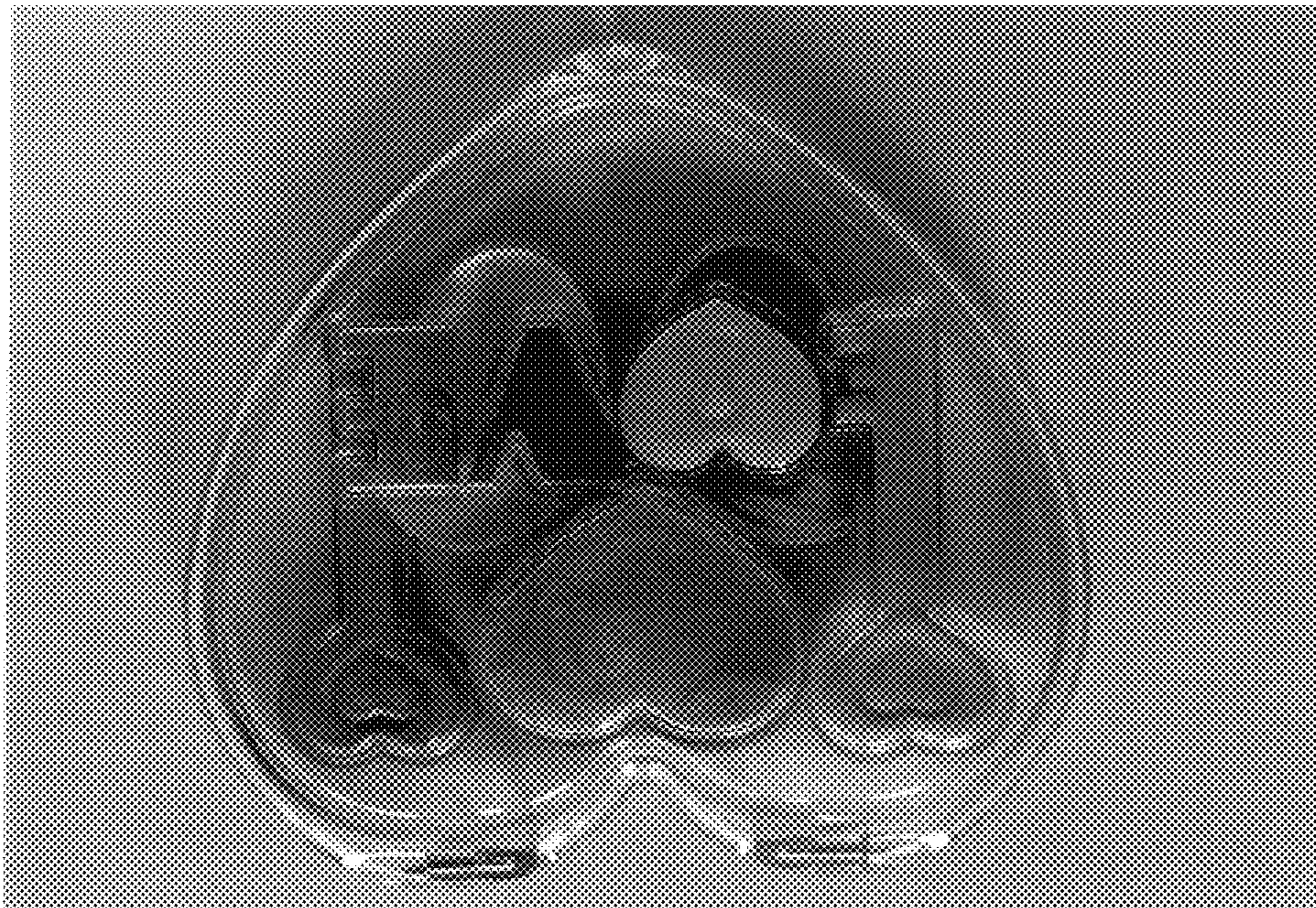


FIG. 3




FIG. 4




FIG. 5




FIG. 6




FIG. 7

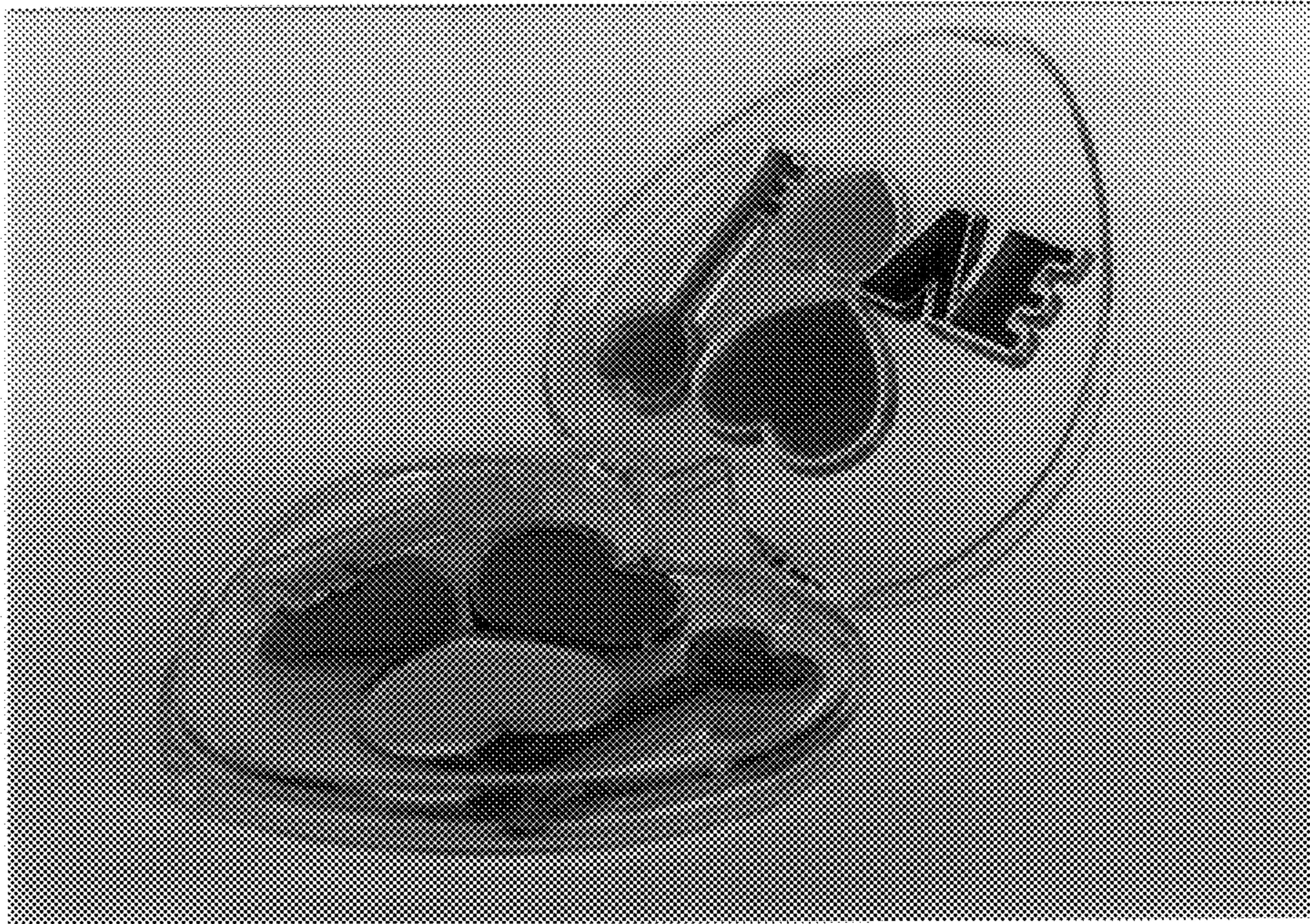


FIG. 8

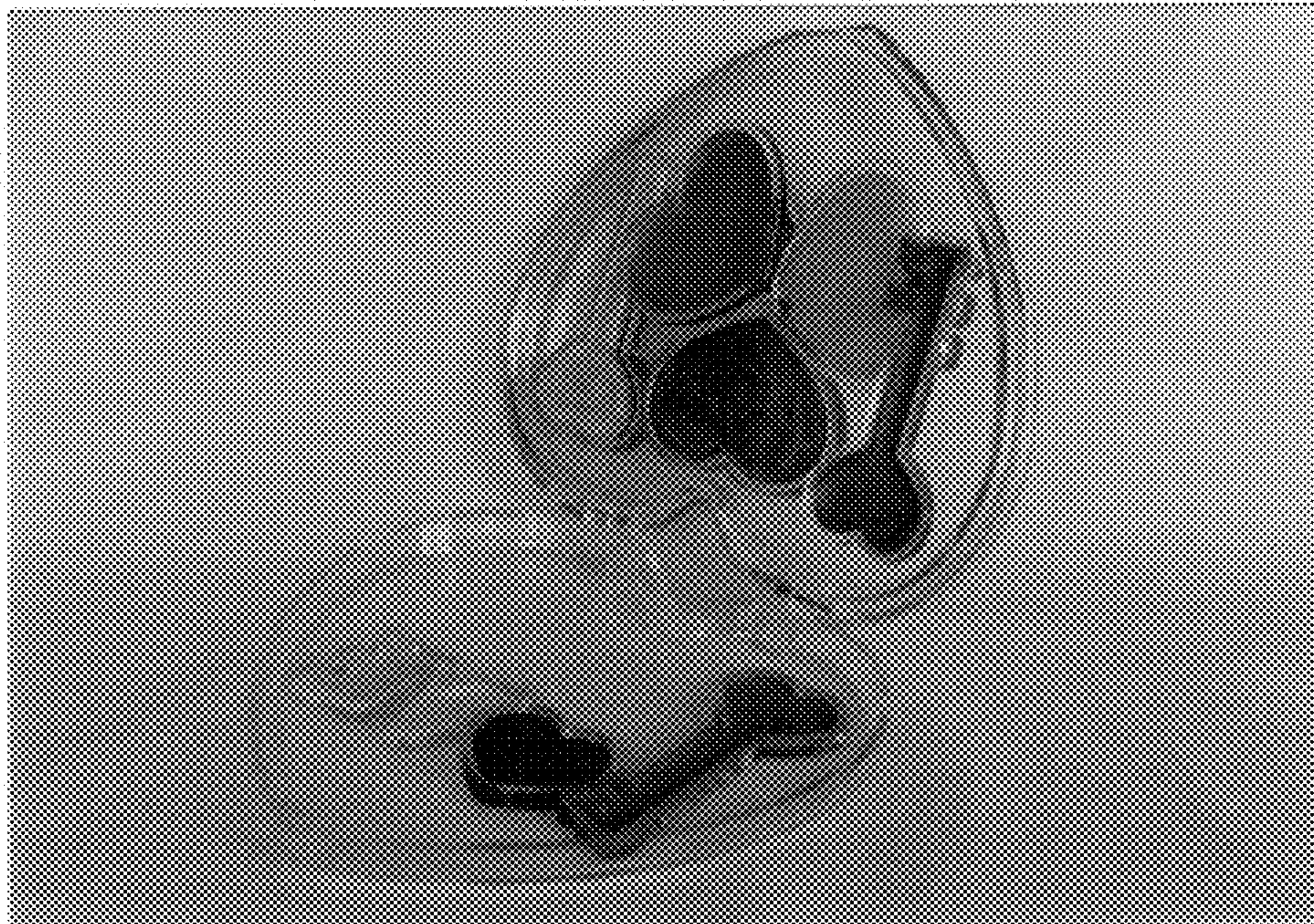


FIG. 9