



US00D479605S

(12) **United States Design Patent**  
**Ripich et al.**

(10) **Patent No.: US D479,605 S**

(45) **Date of Patent: \*\* Sep. 9, 2003**

(54) **HANDLE FOR A TONGUE CLEANING DEVICE**

(76) Inventors: **Robert J. Ripich**, 3054 W. Tuscarawas St., Canton, OH (US) 44708; **James W. Bower**, 2810 Brentwood Close, NW, Canton, OH (US) 44708

(\*\*) Term: **14 Years**

(21) Appl. No.: **29/168,632**

(22) Filed: **Oct. 4, 2002**

**Related U.S. Application Data**

(62) Division of application No. 29/139,117, filed on Mar. 23, 2001.

(51) **LOC (7) Cl.** ..... **24-02**

(52) **U.S. Cl.** ..... **D24/147; D24/133**

(58) **Field of Search** ..... D24/147, 146, D24/133; 606/161; D4/104, 111, 108, 138, 112, 113; 433/141; D8/300

(56) **References Cited**

**U.S. PATENT DOCUMENTS**

- D238,108 S \* 12/1975 Cooke ..... D24/147
- D301,372 S \* 5/1989 Tsen ..... D24/147
- D384,153 S \* 9/1997 Potti et al. .... D24/147
- D392,386 S \* 3/1998 Nguyen ..... D24/147
- 5,735,864 A \* 4/1998 Heisinger, Jr. .... 606/161

- 5,779,475 A \* 7/1998 Patel ..... D24/147
- D404,487 S \* 1/1999 Bertella ..... D24/147
- D408,534 S \* 4/1999 Jansheski ..... D24/147
- 5,916,228 A \* 6/1999 Ripich et al. .... 606/161
- 5,980,541 A \* 11/1999 Tenzer ..... 606/161
- 6,131,228 A \* 10/2000 Chen et al. .... 606/161
- 6,139,558 A \* 10/2000 Wagner ..... 606/161
- D438,305 S \* 2/2001 Ripich et al. .... D24/147

\* cited by examiner

*Primary Examiner*—Ian Simmons

(74) *Attorney, Agent, or Firm*—Sand & Sebolt

(57) **CLAIM**

The ornamental design for a handle for a tongue cleaning device, as shown and described.

**DESCRIPTION**

FIG. 1 is a top plan view of a handle for a tongue cleaning device showing our new design.

FIG. 2 is a front elevation view of FIG. 1.

FIG. 3 is a left side elevation view of FIG. 1.

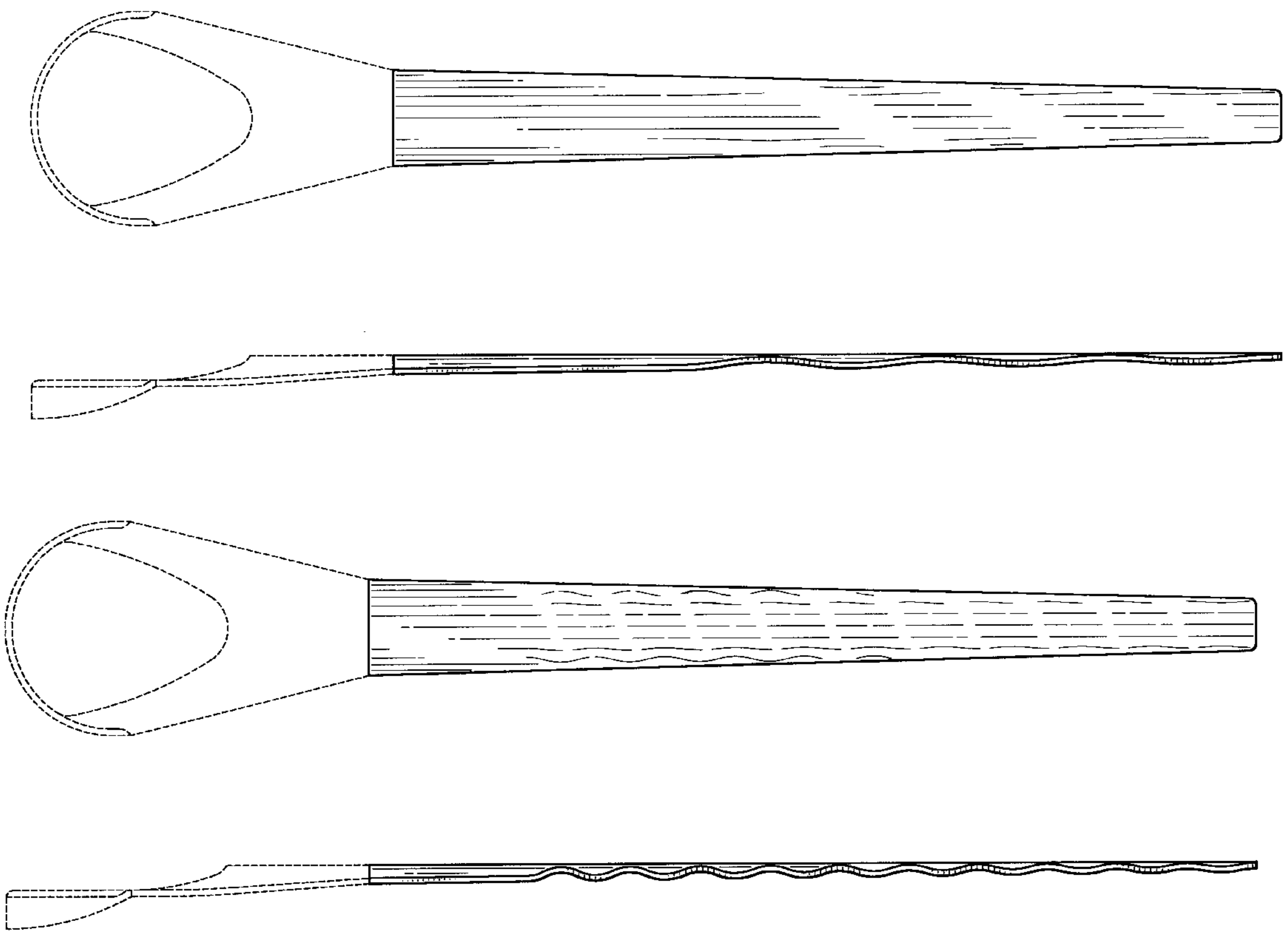
FIG. 4 is a top plan view of an alternative embodiment of the handle for the tongue cleaning device of FIG. 1 showing our new design.

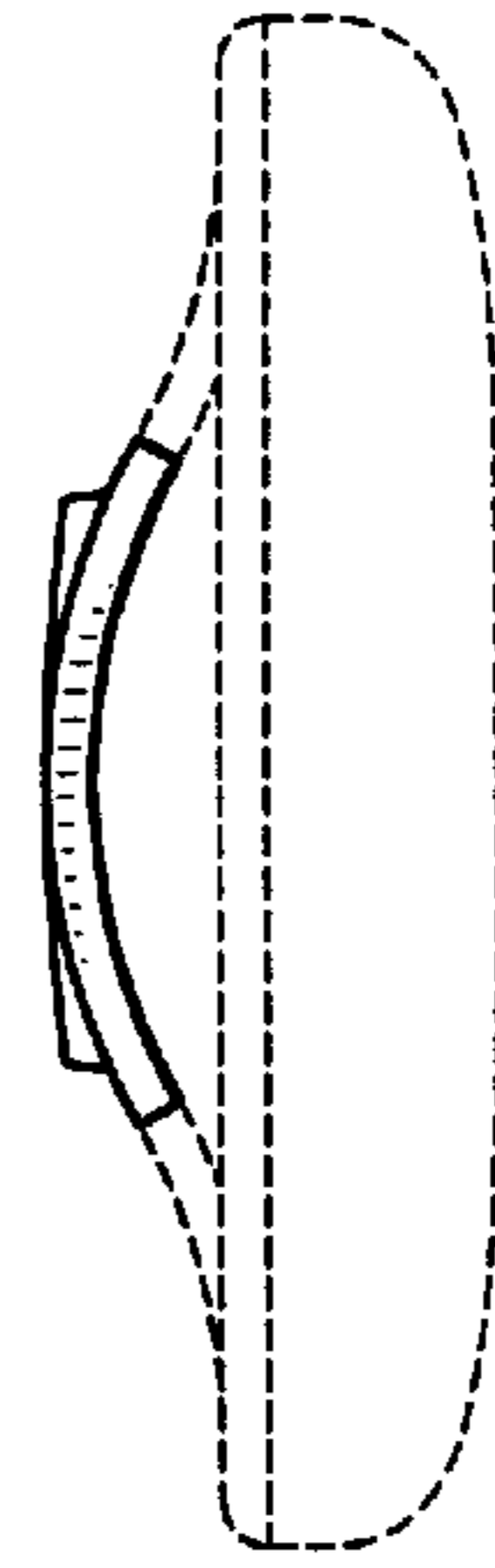
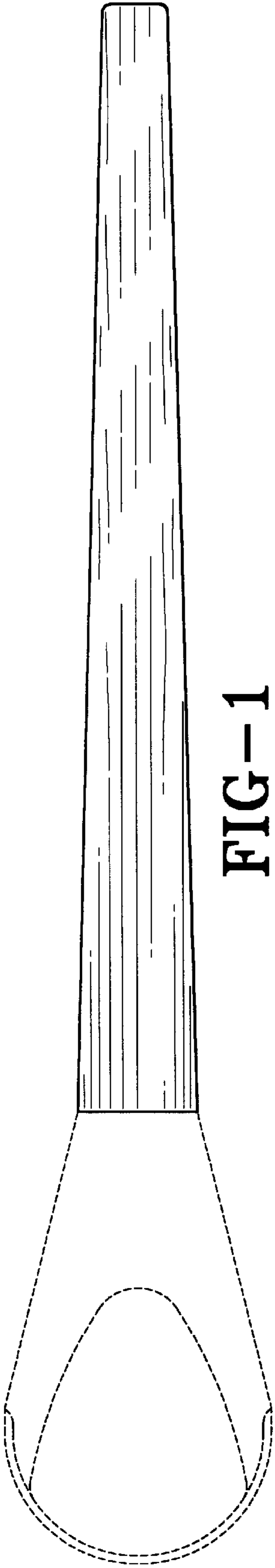
FIG. 5 is a front elevation view of FIG. 4; and,

FIG. 6 is a left side elevation view of FIG. 4.

The broke lines are for illustrative purposes only and form no part of the claimed design.

**1 Claim, 2 Drawing Sheets**





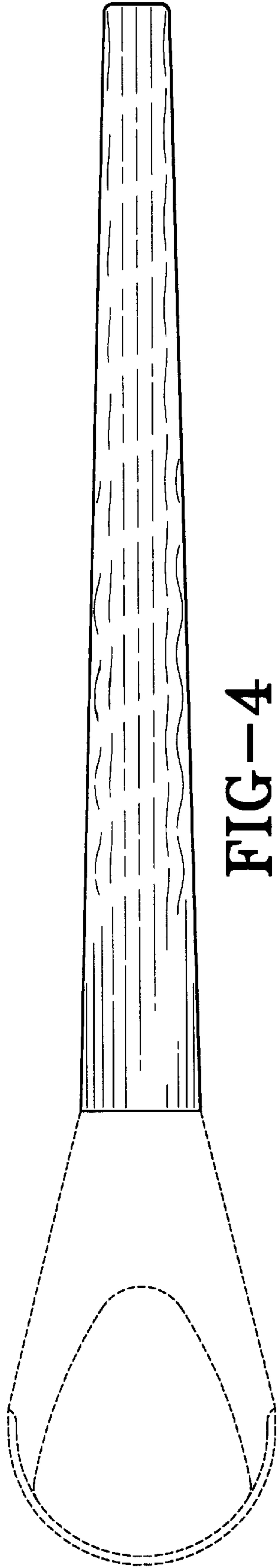


FIG-4



FIG-5

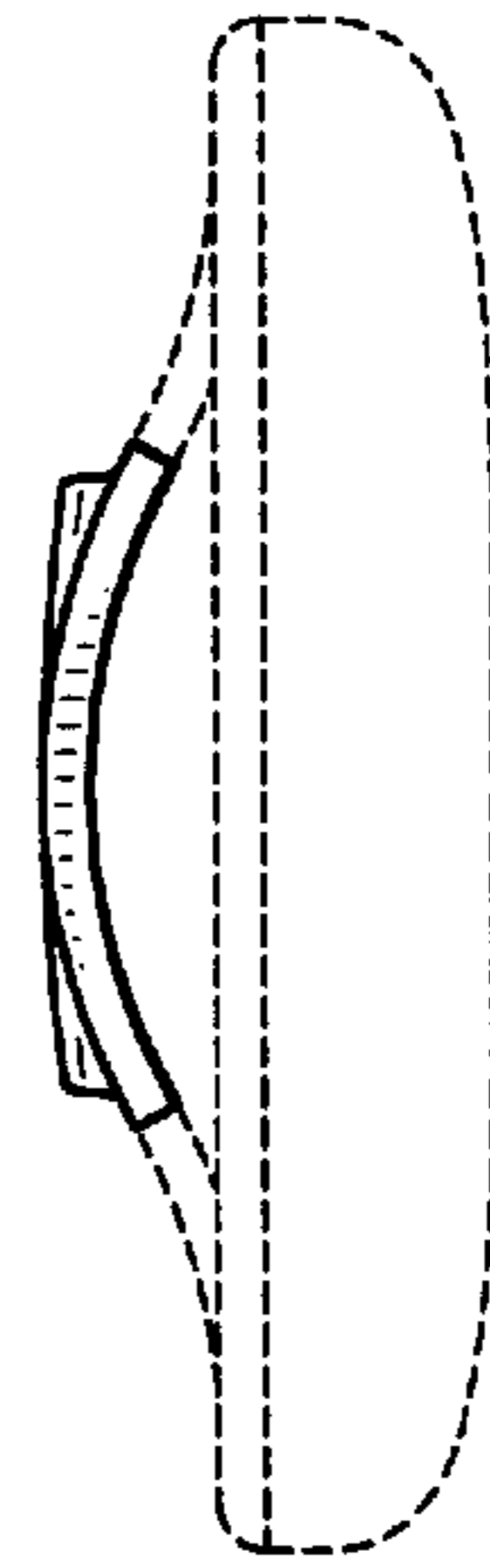


FIG-6