



US00D479597S

(12) **United States Design Patent**
Curtin

(10) **Patent No.:** **US D479,597 S**

(45) **Date of Patent:** **** Sep. 9, 2003**

(54) **CEILING FAN BLADE**

(75) Inventor: **Brett Curtin**, Phoenix, AZ (US)

(73) Assignee: **Craftmade International, Inc.**,
Coppell, TX (US)

(**) Term: **14 Years**

(21) Appl. No.: **29/169,115**

(22) Filed: **Oct. 14, 2002**

(51) **LOC (7) Cl.** **23-04**

(52) **U.S. Cl.** **D23/413**

(58) **Field of Search** D23/413, 377,
D23/379, 385, 411; 416/5; 392/364

(56) **References Cited**

U.S. PATENT DOCUMENTS

| | | | |
|------------|----------|----------|---------------|
| D433,118 S | 10/2000 | Frampton | |
| D451,997 S | 12/2001 | Schwartz | |
| D453,566 S | * 2/2002 | Lantz | D23/413 |
| D454,636 S | * 3/2002 | Lantz | D23/413 |

* cited by examiner

Primary Examiner—Lisa Lichtenstein

(74) *Attorney, Agent, or Firm*—Haynes and Boone, LLP

(57) **CLAIM**

The ornamental design for a ceiling fan blade, as shown and described.

DESCRIPTION

FIG. 1 is a bottom perspective view of the ceiling fan blade showing my design;

FIG. 2 is a bottom plan view thereof;

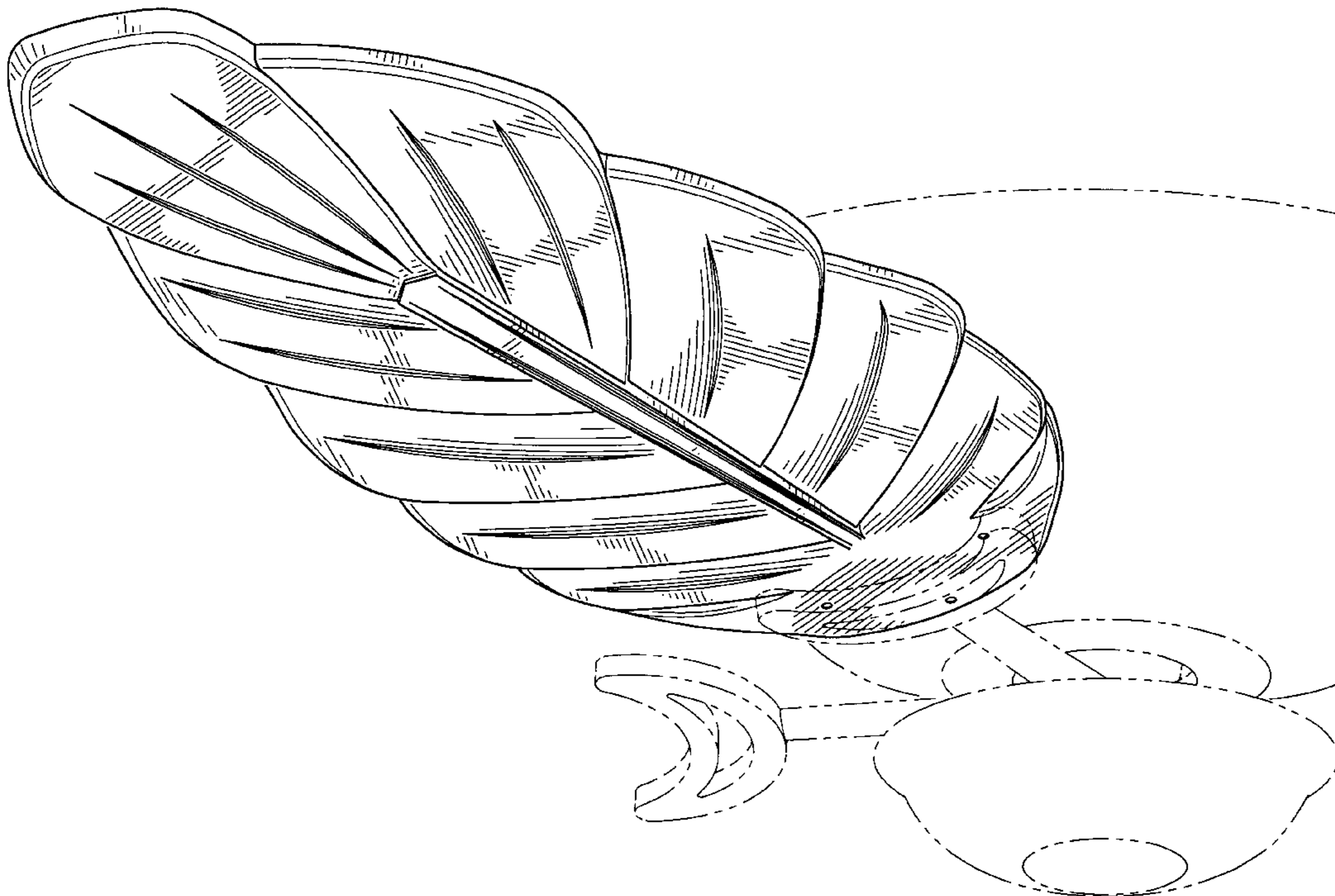
FIG. 3 is a side elevational view thereof the opposite side being a mirror image of that shown.

FIG. 4 is a front elevational view thereof; and,

FIG. 5 is a rear elevational view thereof.

The broken line showing of environmental structure in FIG. 1 is for illustrative purposes only and forms no part of the claimed design.

1 Claim, 2 Drawing Sheets



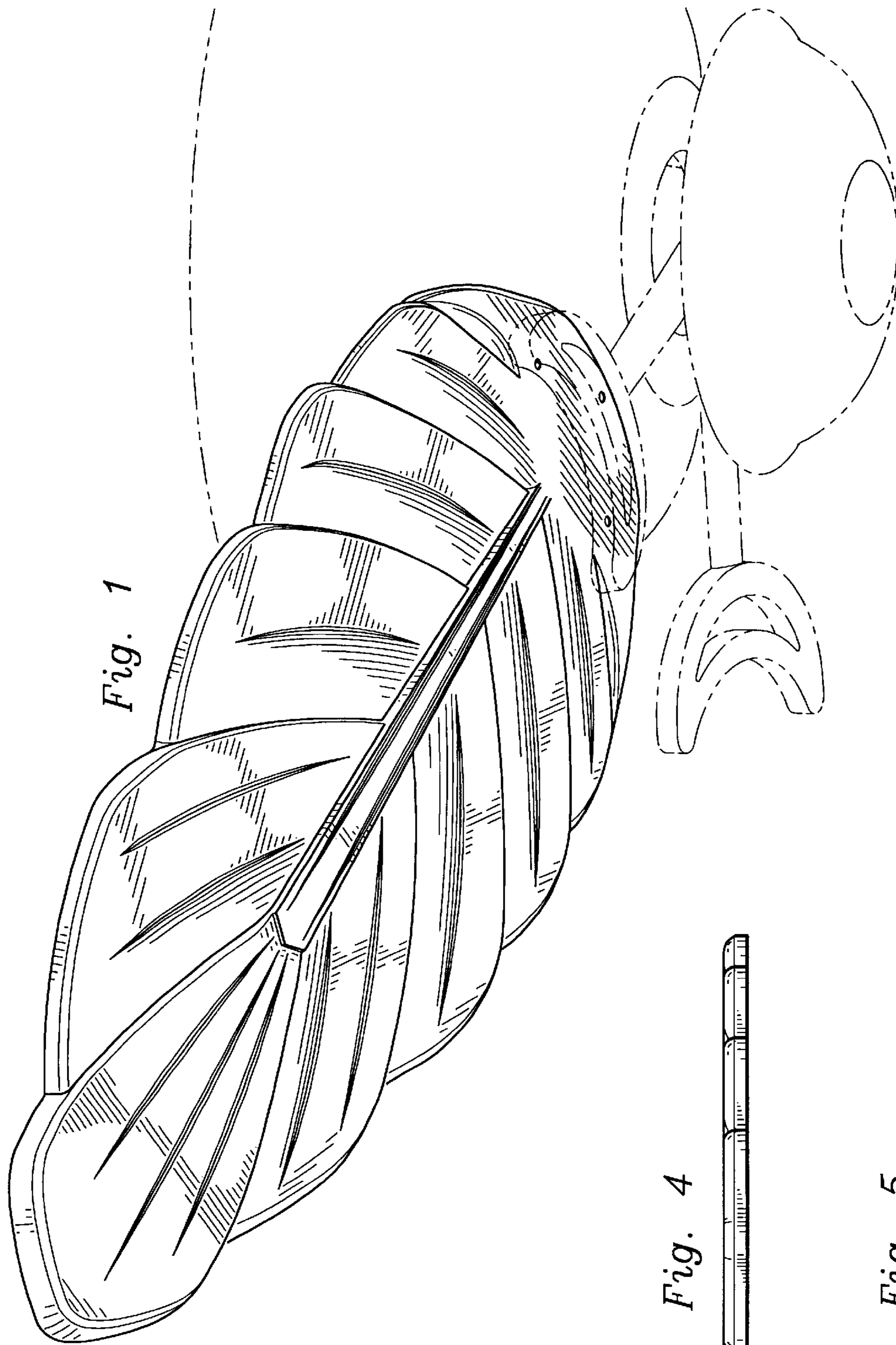


Fig. 4



Fig. 5



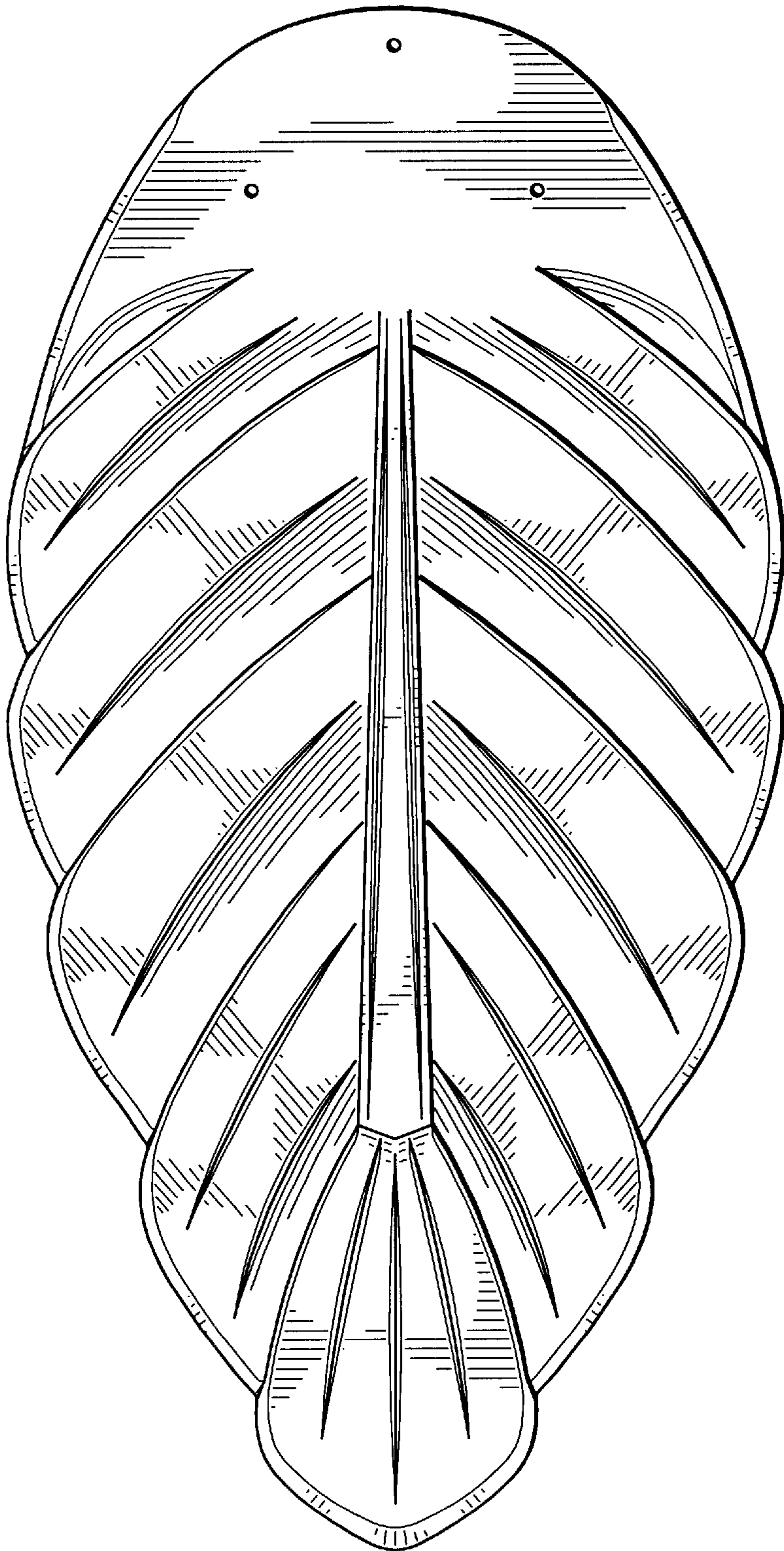


Fig. 2



Fig. 3