



US00D479588S

(12) **United States Design Patent**
Schriefer

(10) **Patent No.:** **US D479,588 S**

(45) **Date of Patent:** **** Sep. 9, 2003**

(54) **TOILET SEAT AND COVER COMBINATION**

(75) **Inventor:** **Bernd Schriefer**, Schwäbisch Gmünd (DE)

(73) **Assignee:** **Pressalit A/S**, Ry (DK)

(**) **Term:** **14 Years**

(21) **Appl. No.:** **29/159,380**

(22) **Filed:** **Apr. 19, 2002**

(51) **LOC (7) Cl.** **23-02**

(52) **U.S. Cl.** **D23/311**

(58) **Field of Search** D23/270-271,
D23/273-274, 295-301, 303, 309, 311-312;
4/663-664, 667, 300, 312, 315-316, 444,
456, 473, 478, 483, 217, 234, 237-239,
242.1, 244.3, 245.1, 245.6, 902, DIG. 6,
DIG. 8

(56) **References Cited**

U.S. PATENT DOCUMENTS

- D322,847 S * 12/1991 Haletsky et al. D23/311
- D330,412 S * 10/1992 Rasmussen D23/311
- 5,426,793 A * 6/1995 Mac 4/237

D434,839 S * 12/2000 Hulsebus et al. D23/311

* cited by examiner

Primary Examiner—Louis S. Zarfaz

Assistant Examiner—Robert A. Delehanty

(74) *Attorney, Agent, or Firm*—Ladas and Parry

(57) **CLAIM**

I claim the ornamental design for toilet seat and cover combination, as shown and described.

DESCRIPTION

FIG. 1 is a rear, top, left side perspective view of a toilet seat and cover combination showing my new design with the cover in the lowered position, the right side being a mirror image thereof to the extent not shown;

FIG. 2 is a front, top, left side perspective view thereof with the cover in the raised position;


FIG. 3 is a front, top, left side perspective view of the seat shown separately for clarity of illustration;

FIG. 4 is a rear, bottom, right side perspective view of the seat shown separately for clarity of illustration;

FIG. 5 is a rear, bottom, right side perspective view of the cover shown separately for clarity of illustration; and,

FIG. 6 is a front, top, left side perspective view of the cover shown separately for clarity of illustration.

1 Claim, 6 Drawing Sheets






FIG. 1




FIG. 2

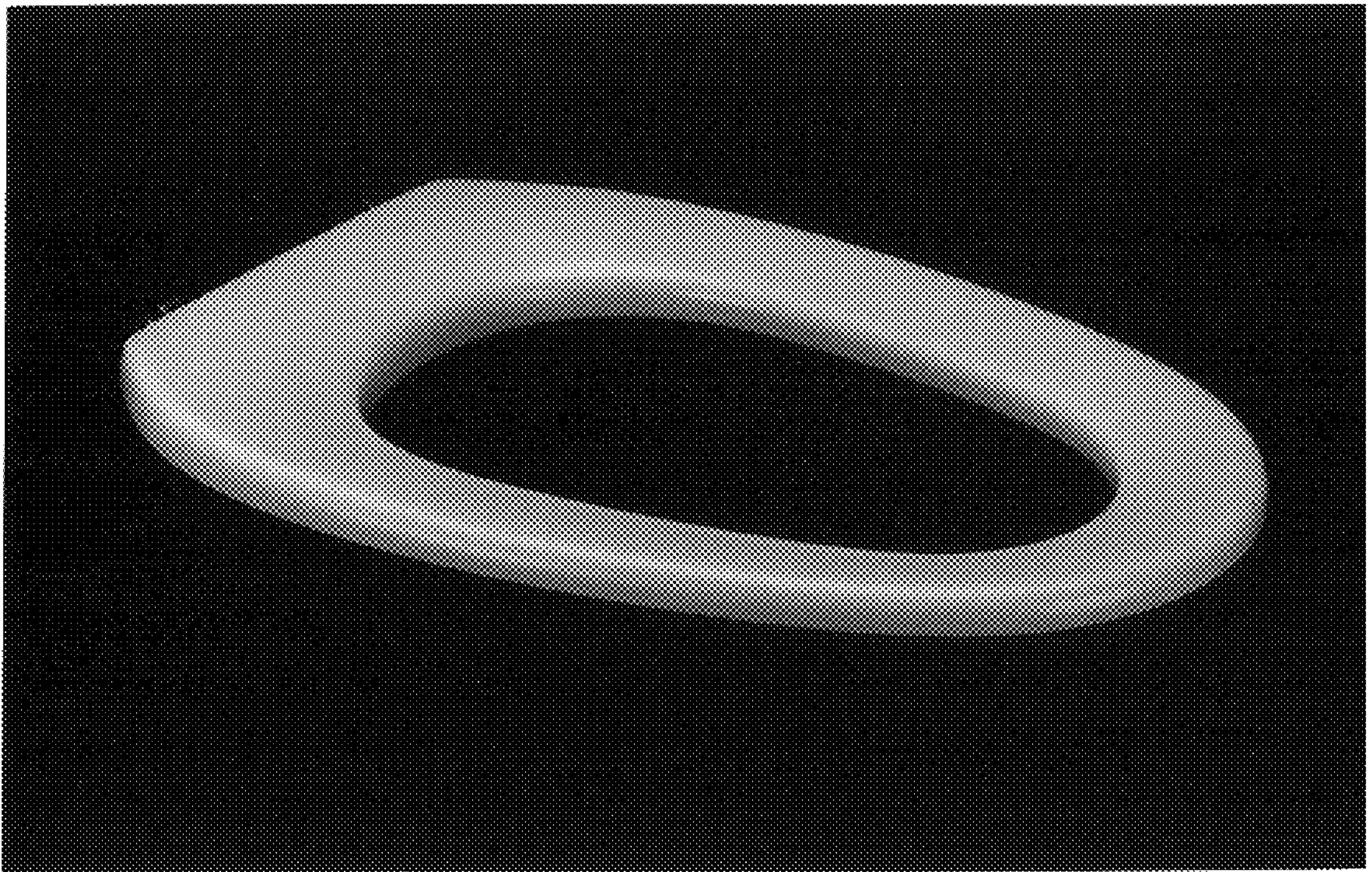


FIG. 3




FIG. 4




FIG. 5




FIG. 6