



US00D479562S

(12) **United States Design Patent**
Best et al.

(10) **Patent No.: US D479,562 S**

(45) **Date of Patent: ** Sep. 9, 2003**

(54) **CLAIM TAG ASSEMBLY**

(75) Inventors: **Scott D. Best**, Troy, MI (US); **James F. Turner**, Farmington Hills, MI (US)

(73) Assignee: **Saxon, Inc.**, Ferndale, MI (US)

(**) Term: **14 Years**

(21) Appl. No.: **29/162,461**

(22) Filed: **Jun. 13, 2002**

(51) **LOC (7) Cl. 19-08**

(52) **U.S. Cl. D20/27**

(58) **Field of Search** D20/10, 22, 28,
D20/40, 41, 42, 99; 40/1.5, 1.6, 5, 6, 124.01,
299.01, 331, 630, 633, 634, 669

(56) **References Cited**

U.S. PATENT DOCUMENTS

842,348 A	1/1907	Shiley	
1,089,154 A *	3/1914	Portmore	40/6
2,094,210 A	9/1937	Graben	
D254,226 S *	2/1980	Morse	D7/625
4,726,131 A *	2/1988	Cass	40/638
4,846,501 A	7/1989	Del Grande	
4,862,617 A	9/1989	Cooke, Jr. et al.	
D329,468 S *	9/1992	Hatt	D20/42
5,343,647 A	9/1994	Bulka	
D358,429 S *	5/1995	Ely	D20/27
5,417,458 A	5/1995	Best et al.	
5,423,141 A	6/1995	Myles et al.	
D386,793 S *	11/1997	Haas et al.	D20/27
D394,882 S *	6/1998	Ho	D20/42
D395,680 S *	6/1998	Sandy	D20/42
D395,923 S *	7/1998	Ely	D20/28
5,863,076 A	1/1999	Warther	
6,092,841 A	7/2000	Best et al.	
D432,174 S *	10/2000	Stevens et al.	D20/22
6,197,396 B1	3/2001	Haas et al.	
6,228,451 B1	5/2001	Boudouris et al.	
6,241,287 B1	6/2001	Best et al.	
6,305,716 B1	10/2001	Warther et al.	
6,352,608 B1	3/2002	Garden	
D456,910 S *	5/2002	Clark et al.	D24/225

* cited by examiner

Primary Examiner—Robert M. Spear

(74) *Attorney, Agent, or Firm*—Howard & Howard

(57) **CLAIM**

The ornamental design for a claim tag assembly, as shown and described.

DESCRIPTION

FIG. 1 is a perspective view of a first embodiment of a claim tag assembly of the present invention wherein the claim tag assembly of this embodiment includes a vehicle hanging portion, a key tag portion, and a coupon card integrally disposed therebetween;

FIG. 2 is a front view of the claim tag assembly of FIG. 1; FIG. 3 is a rear view of the claim tag assembly of FIG. 1 showing a number of coupons in phantom;

FIG. 4 is a right side elevational view of the claim tag assembly of FIG. 2;

FIG. 5 is a left side elevational view of the claim tag assembly of FIG. 2;

FIG. 6 is a bottom side elevational view of the claim tag assembly of FIG. 2;

FIG. 7 is a top side elevational view of the claim tag assembly of FIG. 2;

FIG. 8 is a perspective view of a second embodiment of the claim tag assembly of the present invention wherein the claim tag assembly of this embodiment includes a vehicle hanging portion, a key tag portion, and a coupon card integrally disposed therebetween;

FIG. 9 is a front view of the claim tag assembly of FIG. 8; FIG. 10 is a rear view of the claim tag assembly of FIG. 8 showing a number of coupons in phantom;

FIG. 11 is a right side elevational view of the claim tag assembly of FIG. 9;

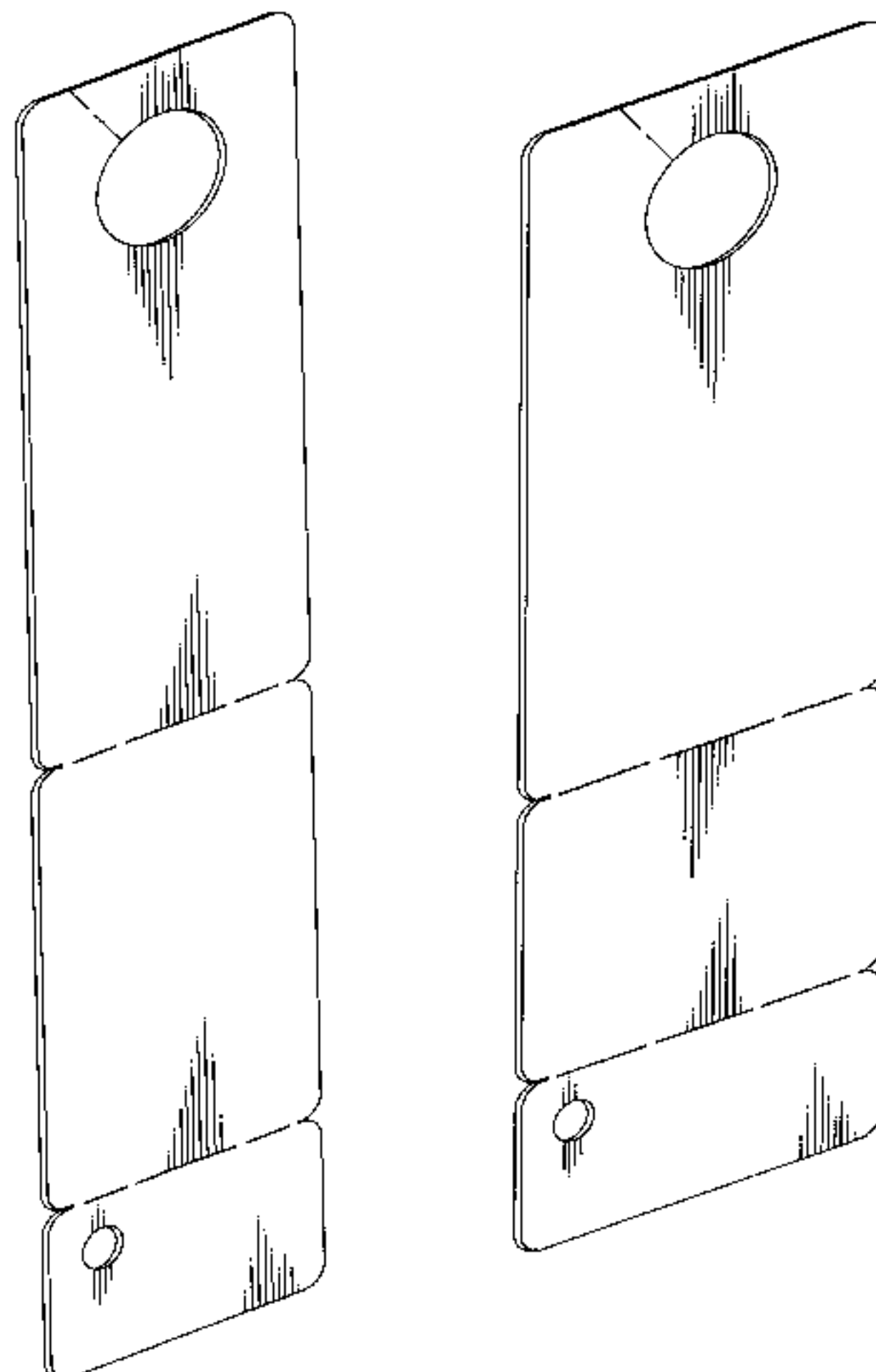
FIG. 12 is a left side elevational view of the claim tag assembly of FIG. 9;

FIG. 13 is a bottom side elevational view of the claim tag assembly of FIG. 9; and,

FIG. 14 is a top side elevational view of the claim tag assembly of FIG. 9.

The elements shown in phantom are for illustrative purposes only and do not form part of the claimed invention.

1 Claim, 4 Drawing Sheets



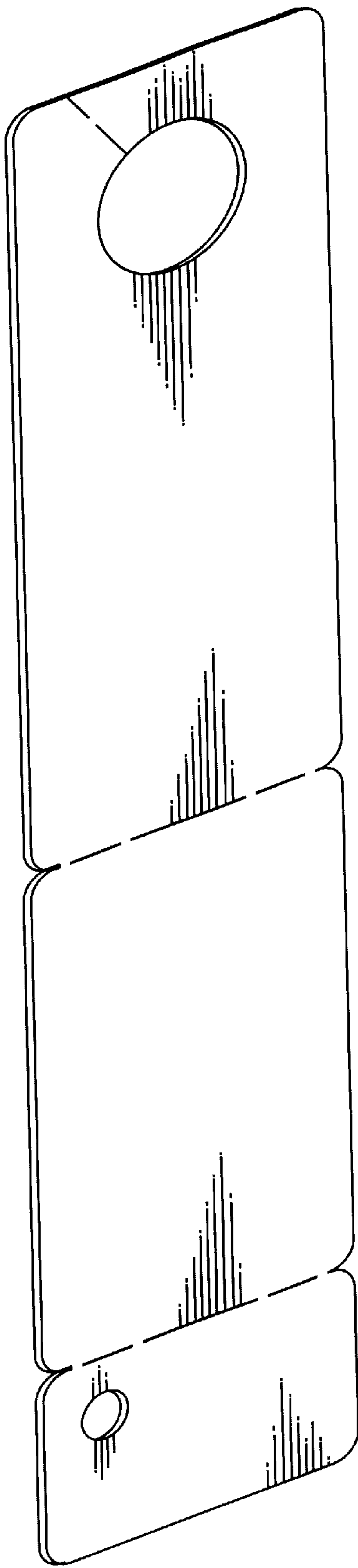


FIG - 1

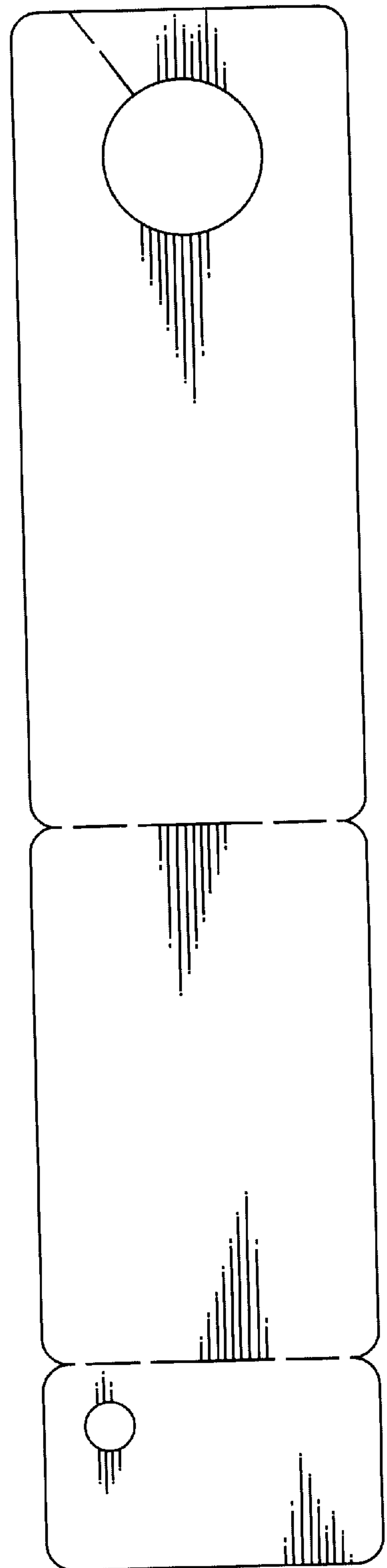


FIG - 2

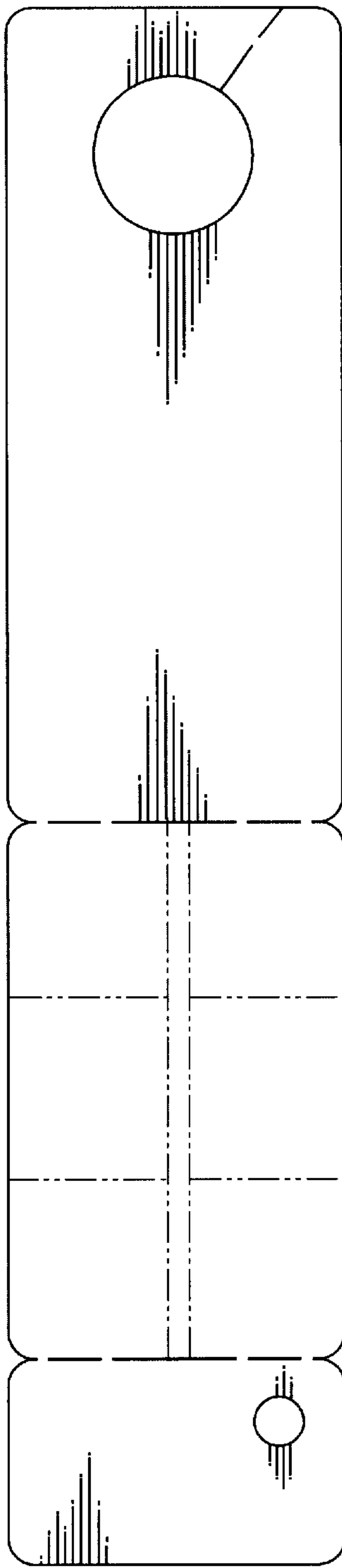


FIG - 3



FIG - 4



FIG - 5




FIG - 6



FIG - 7

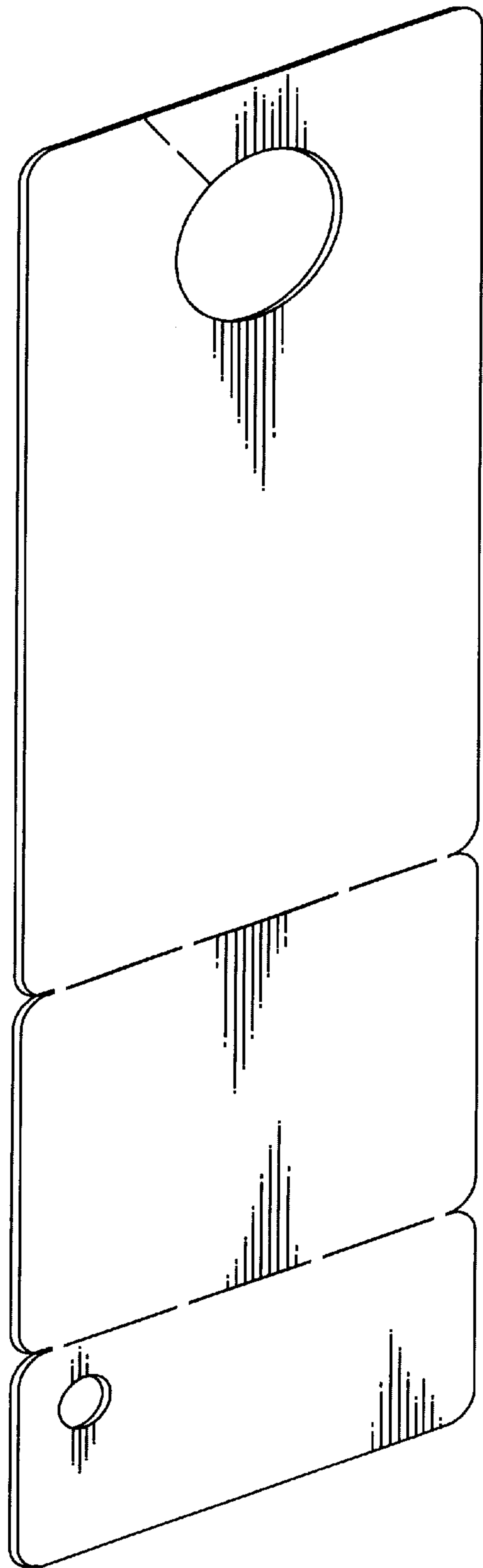


FIG - 8

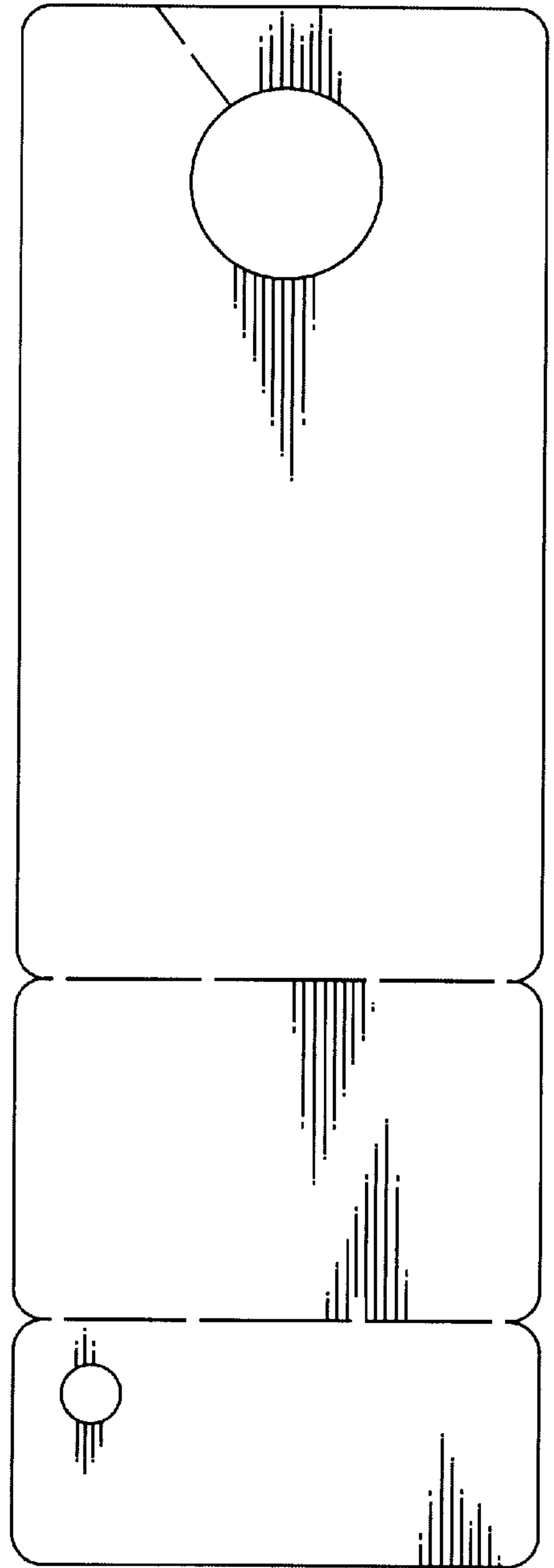


FIG - 9

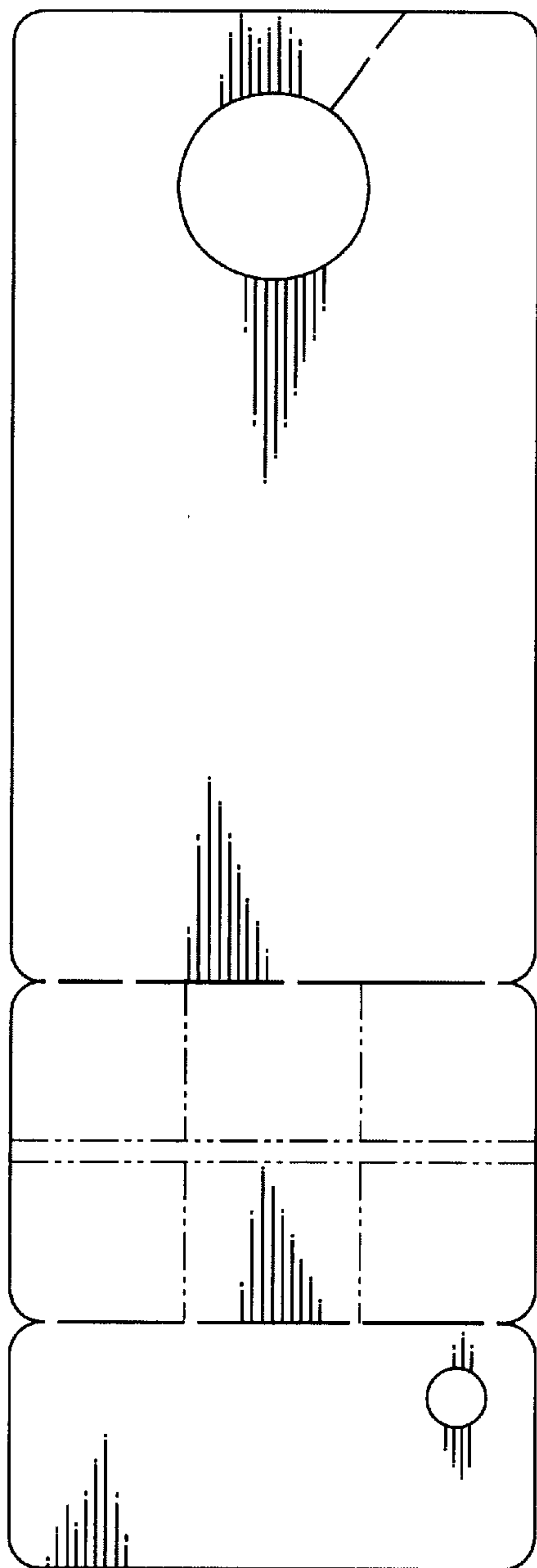


FIG - 10



FIG - 11



FIG - 12



FIG - 13



FIG - 14