



US00D479530S

(12) **United States Design Patent**
Waters

(10) **Patent No.:** **US D479,530 S**

(45) **Date of Patent:** **** Sep. 9, 2003**

(54) **PERSONAL COMPUTER CASE**

(76) **Inventor:** **Dennis Dexter Waters**, P.O. Box 24,
Bear, DE (US) 19701

(**) **Term:** **14 Years**

(21) **Appl. No.:** **29/170,651**

(22) **Filed:** **Nov. 8, 2002**

(51) **LOC (7) Cl.** **14-02**

(52) **U.S. Cl.** **D14/440**

(58) **Field of Search** D14/440, 449;
150/154-168; D3/276, 270; D6/601, 610;
206/320

(56) **References Cited**

U.S. PATENT DOCUMENTS

- D229,653 S * 12/1973 Hendrickson
- D237,755 S * 11/1975 Ray, Jr.
- D372,229 S * 7/1996 Samborsky
- 6,202,722 B1 * 3/2001 Crocker
- D451,515 S * 12/2001 Etienne
- D455,151 S * 4/2002 Lapresca

* cited by examiner

Primary Examiner—M. H. Tung

(74) *Attorney, Agent, or Firm*—Jeffrey C. Lew

(57) **CLAIM**

I claim the ornamental design for a personal computer case,
as shown and described.

DESCRIPTION

FIG. 1 is a perspective view of the personal computer case
according to this invention.

FIG. 2 is a top view of the personal computer case.

FIG. 3 is a front view of the personal computer case.

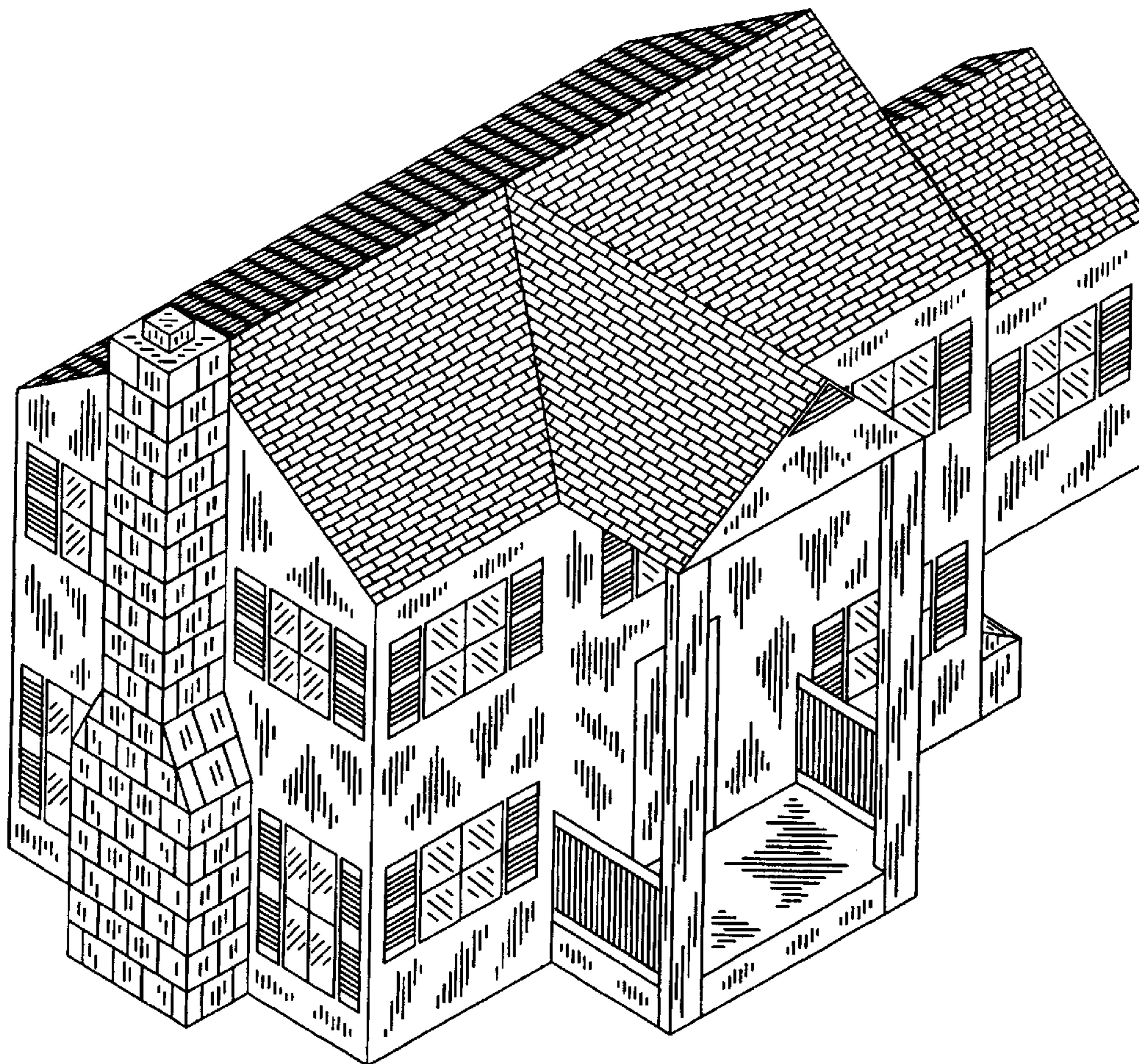
FIG. 4 is a rear view of the personal computer case.

FIG. 5 is a left side elevation view of the personal computer
case; and,

FIG. 6 is a right side elevation view of the personal computer
case.

The broken line drawings of computer elements in FIGS. 2,
3, and 4 are for illustrative purposes only and form no part
of the claimed design.

1 Claim, 4 Drawing Sheets



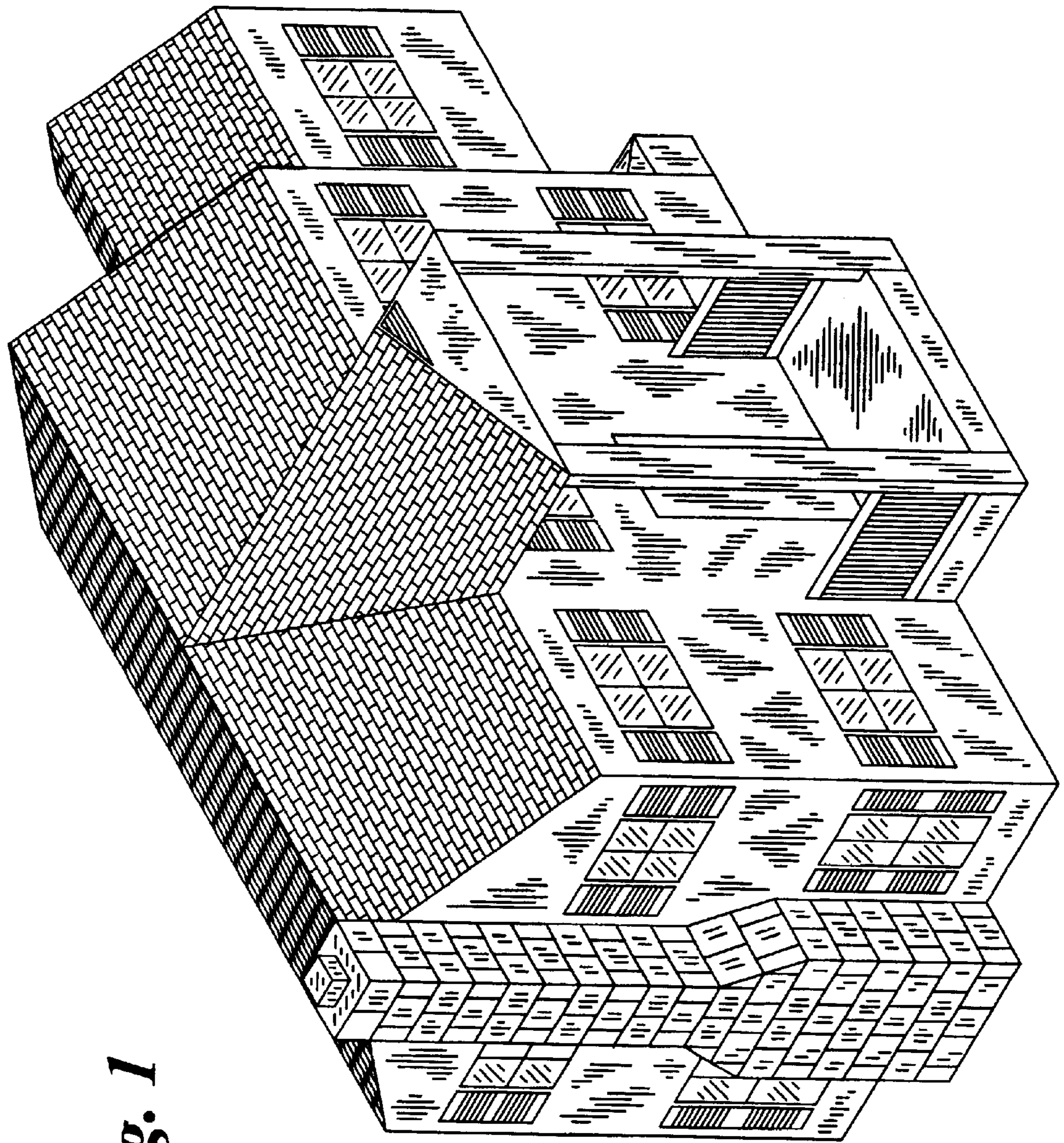
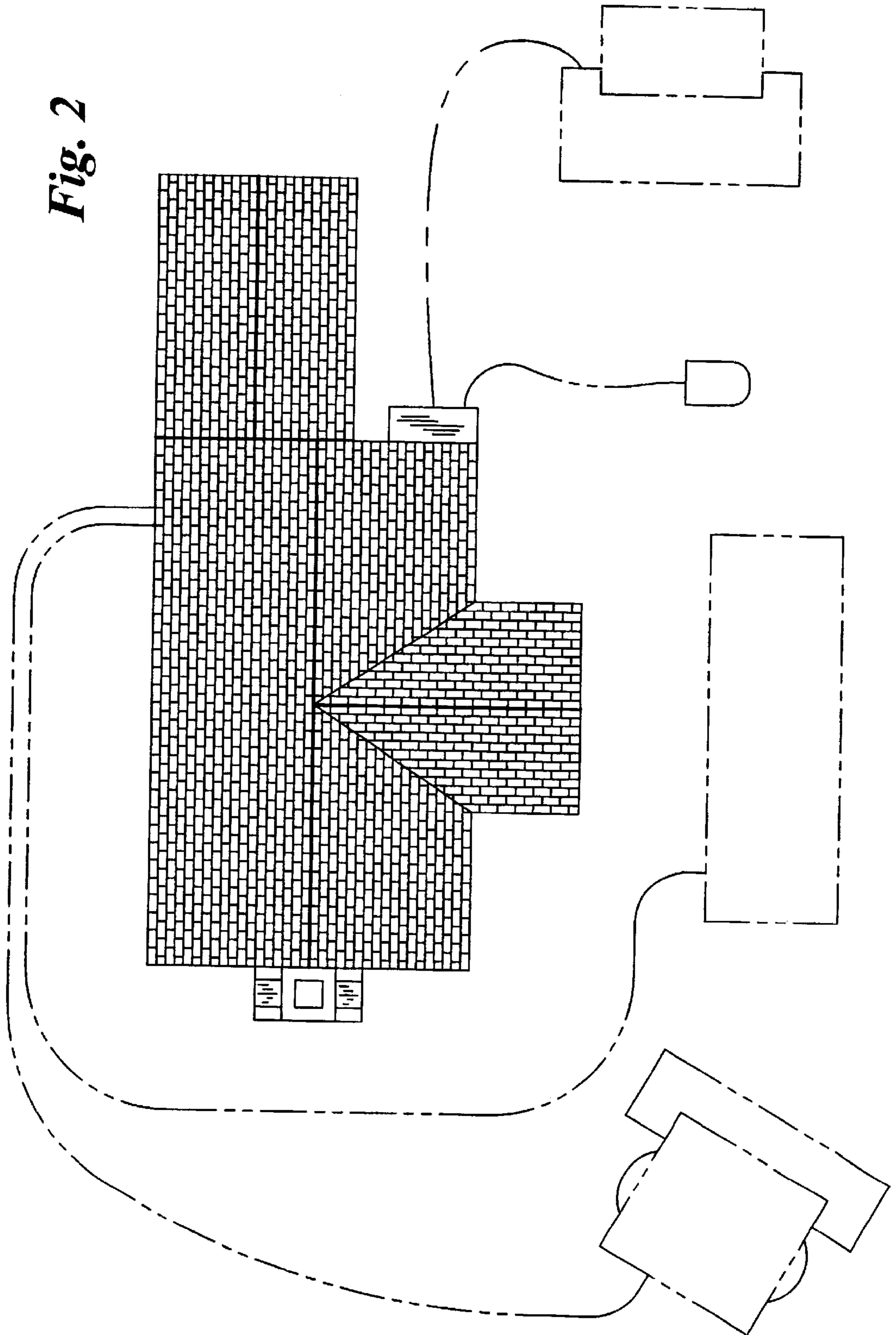


Fig. 1






Fig. 3

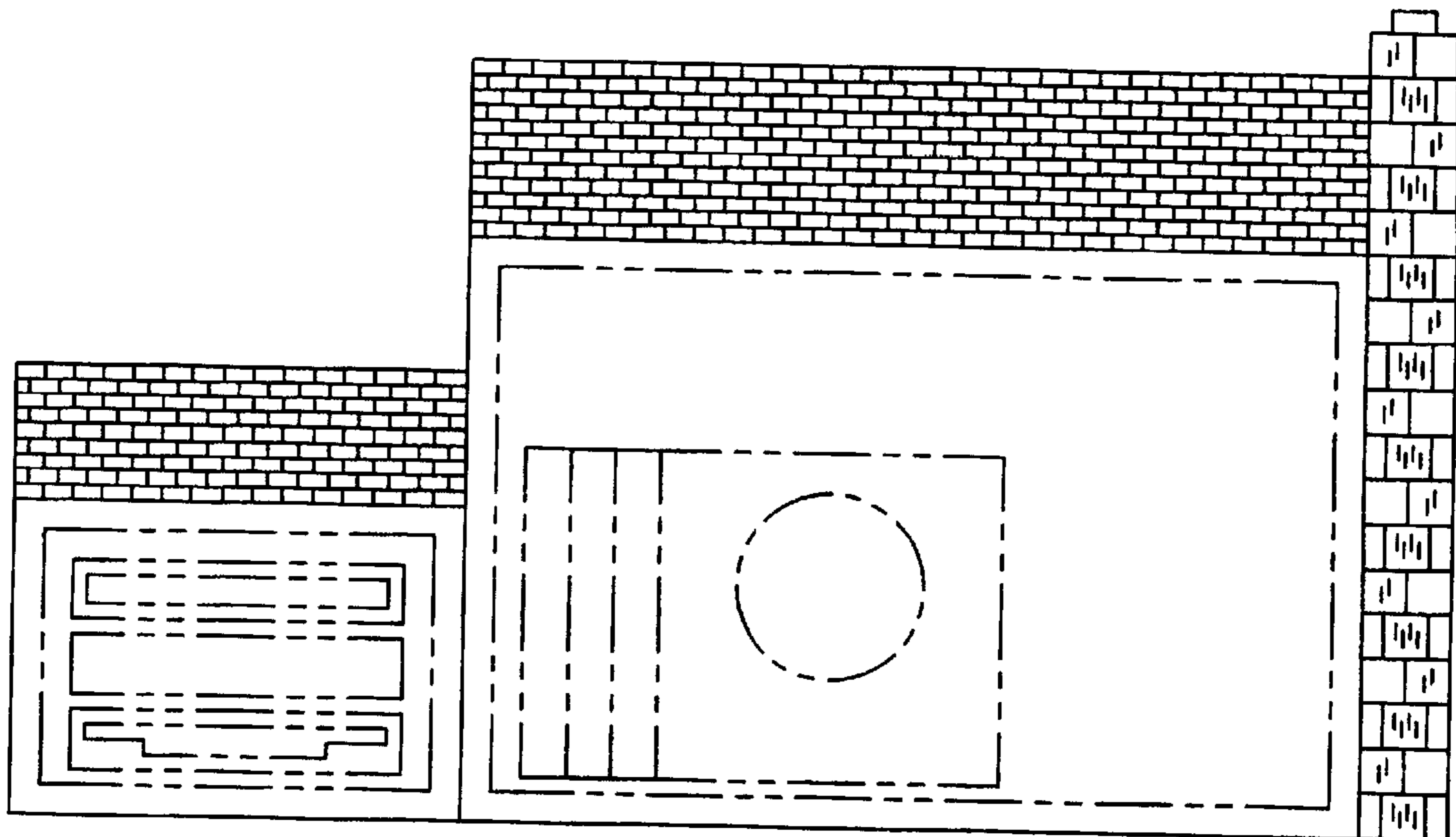


Fig. 4




Fig. 5




Fig. 6