



US00D479513S

(12) **United States Design Patent**
Bricaud et al.

(10) **Patent No.: US D479,513 S**

(45) **Date of Patent: ** Sep. 9, 2003**

(54) **MOBILE PHONE**

(75) Inventors: **Hervé Bricaud, Dole (FR); David Ferraton, Crissey (FR)**

(73) Assignee: **ITT Manufacturing Enterprises, Inc., Wilmington, DE (US)**

(**) Term: **14 Years**

(21) Appl. No.: **29/158,685**

(22) Filed: **Apr. 5, 2002**

(51) **LOC (7) Cl. 14-03**

(52) **U.S. Cl. D14/138**

(58) **Field of Search D14/137, 138, D14/218, 147-148, 247-248, 144, 341-347; 379/433.01-433.13, 419, 434, 428.01-428.04, 420.01-420.04, 440; 455/550-575, 90; D21/517**

(56) **References Cited**

U.S. PATENT DOCUMENTS

D386,493 S	*	11/1997	Mahan	D14/138
D410,645 S	*	6/1999	Wood et al.	D14/138
6,006,103 A	*	12/1999	Van Lerberghe	455/550
D419,552 S	*	1/2000	Passman et al.	D14/138
6,038,313 A	*	3/2000	Collins	379/433
D431,233 S	*	9/2000	Ferguson et al.	D14/138
D433,017 S	*	10/2000	Martinez	D14/346
6,201,534 B1	*	3/2001	Steele et al.	345/157
D440,951 S	*	4/2001	Kolinen	D14/138

6,243,595 B1	*	6/2001	Lee et al.	455/566
6,249,672 B1	*	6/2001	Castiel	455/90
D448,744 S	*	10/2001	Yu et al.	D14/138
D450,673 S	*	11/2001	Obradovich et al.	D14/138
D458,912 S	*	6/2002	DeLeon	D14/138
D460,057 S	*	7/2002	Hunt	D14/138
6,434,370 B1	*	8/2002	Kodera et al.	455/90
D464,034 S	*	10/2002	Arpe	D14/147
6,487,397 B2	*	11/2002	Fuhrmann et al.	455/90
D469,416 S	*	1/2003	Nam	D14/138
D469,750 S	*	2/2003	Nam	D14/138
D470,137 S	*	2/2003	Everett et al.	D14/342
D470,843 S	*	2/2003	Horiki	D14/346

* cited by examiner

Primary Examiner—Jeffrey Asch

(74) *Attorney, Agent, or Firm*—Roger C. Turner

(57) **CLAIM**

The ornamental design for mobile phone, as shown and described.

DESCRIPTION

FIG. 1 is a front and bottom isometric view of a mobile phone, showing our design.

FIG. 2 is a front elevation view thereof.

FIG. 3 is a rear elevation view thereof.

FIG. 4 is a left side view thereof.

FIG. 5 is a right side view thereof.

FIG. 6 is a bottom view thereof; and,

FIG. 7 is a top view thereof.

1 Claim, 6 Drawing Sheets

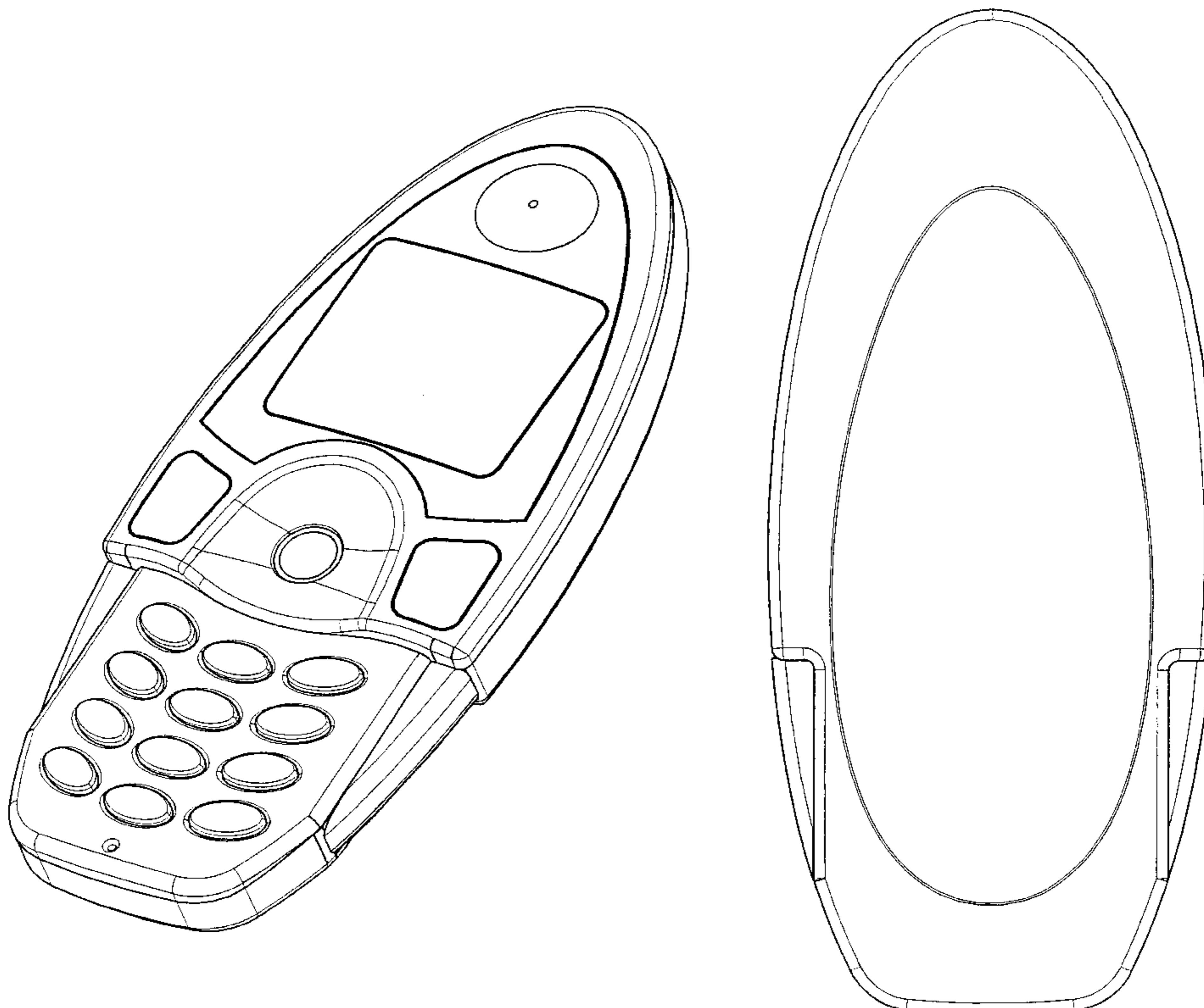




FIG. 1

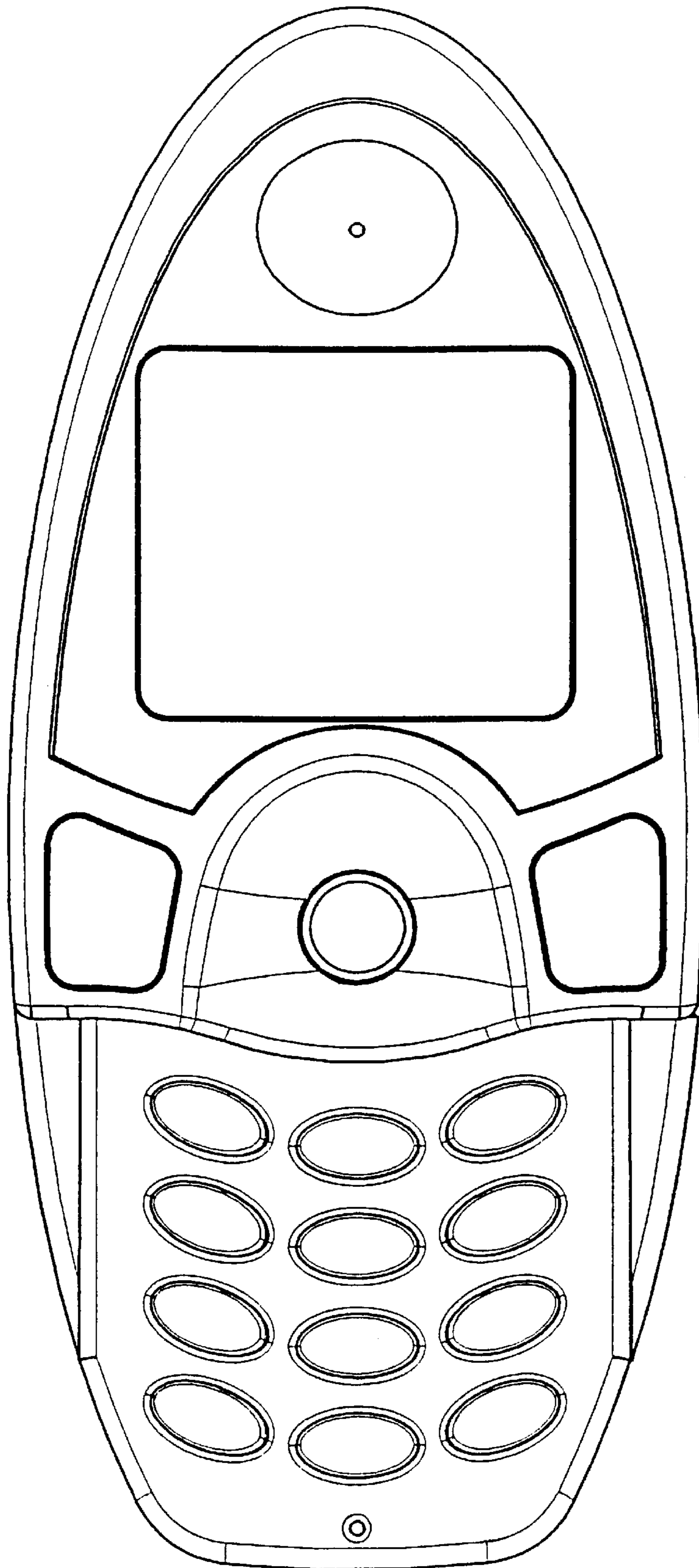


FIG. 2

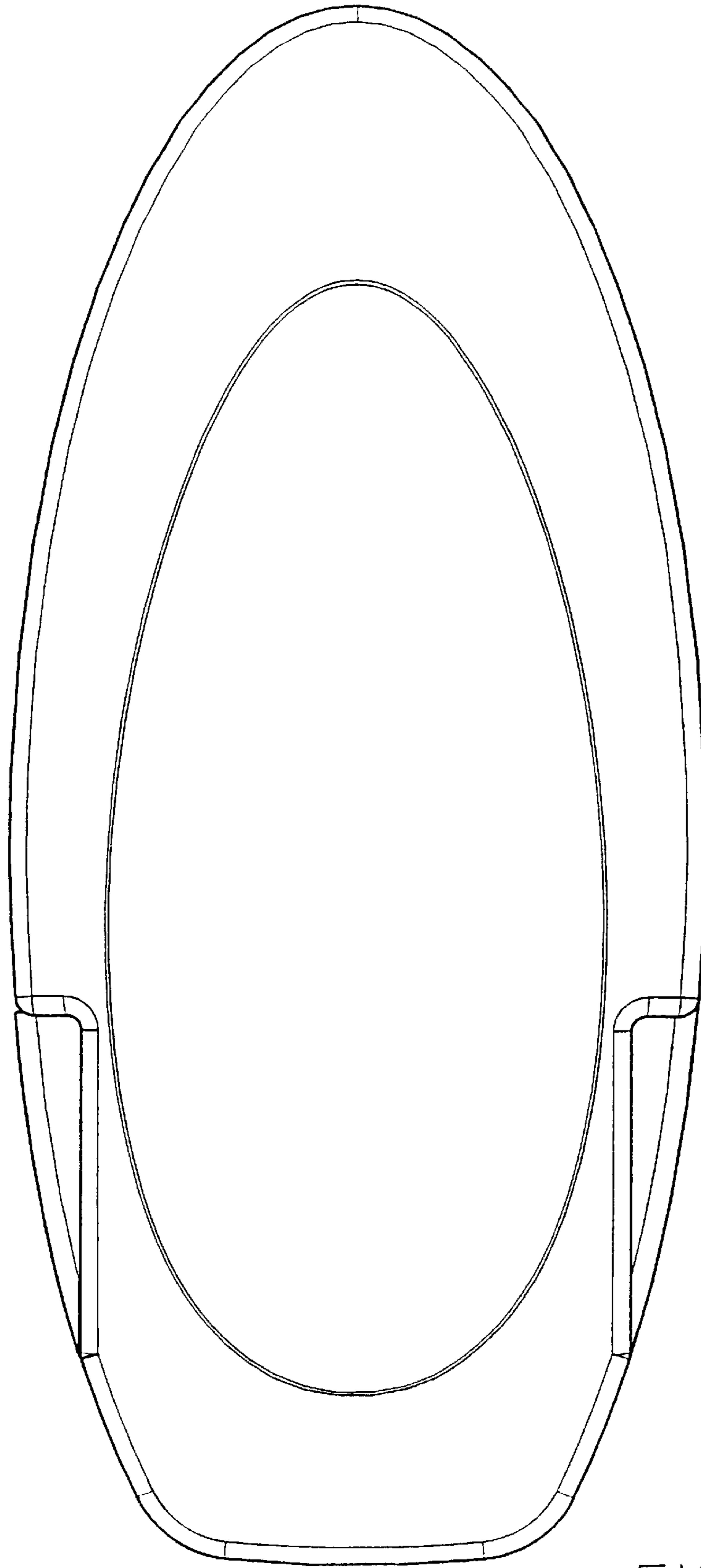


FIG. 3



FIG. 4




FIG. 5

FIG. 7

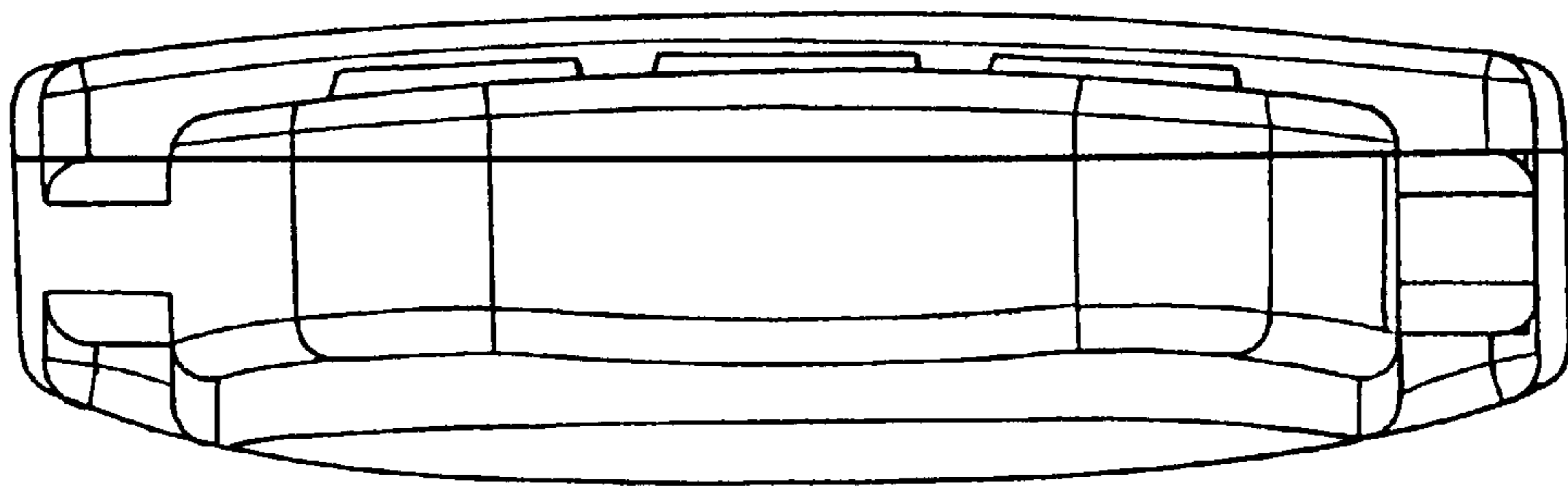
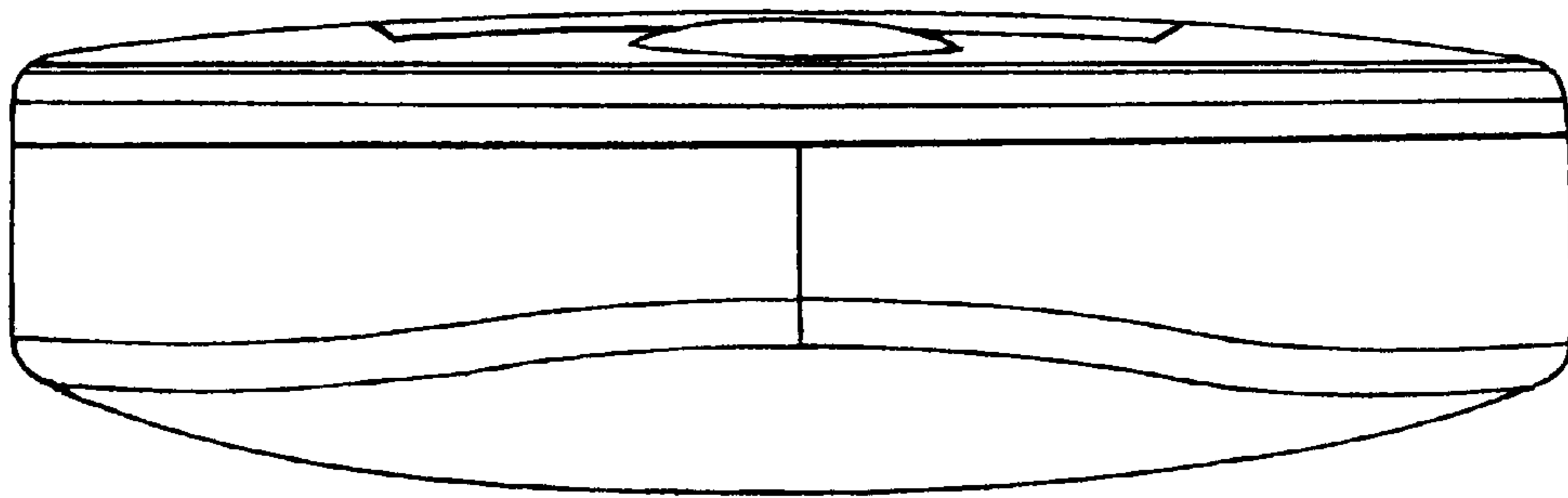


FIG. 6