



US00D479491S

(12) **United States Design Patent**  
**Kato et al.**

(10) **Patent No.:** **US D479,491 S**

(45) **Date of Patent:** **\*\* Sep. 9, 2003**

(54) **AUTOMOBILE**

(75) Inventors: **Shinno Kato**, Aichi-ken (JP); **Manabu Hirokawa**, Aichi-ken (JP)

(73) Assignee: **Toyota Jidosha Kabushiki Kaisha (JP)**

(\*\*) Term: **14 Years**

(21) Appl. No.: **29/170,159**

(22) Filed: **Nov. 1, 2002**

(51) **LOC (7) Cl.** ..... **12-08**

(52) **U.S. Cl.** ..... **D12/91**

(58) **Field of Search** ..... D12/90-92, 86;  
296/185

(56) **References Cited**

**U.S. PATENT DOCUMENTS**

- D424,980 S \* 5/2000 Hunter et al. .... D12/91
- D450,013 S \* 11/2001 Kato ..... D12/91
- D459,683 S \* 7/2002 Sakae et al. .... D12/92

**OTHER PUBLICATIONS**

2001 Toyota COROLLA RUNX, Brochure of COROLLA RUNX, Jan. 2001.

1999 Audi A3, Imported Cars Guide Book, Oct. 20, 1999, p. 55.

1997 Honda CIVIC, Japanese Motor Vehicle Guidebook vol. 44, Oct. 22, 1997, pp. 112, 113, 258 and 259.

\* cited by examiner

*Primary Examiner*—Melody N. Brown

(74) *Attorney, Agent, or Firm*—SAIDMAN DesignLaw Group

(57) **CLAIM**

The ornamental design for an automobile, as shown and described.

**DESCRIPTION**

FIG. 1 is a front and side perspective view of an automobile showing our new design;

FIG. 2 is a rear and side perspective view thereof;

FIG. 3 is a front view thereof;

FIG. 4 is a rear view thereof;

FIG. 5 is a right side view thereof; the left side view being a mirror image; and,

FIG. 6 is a top view thereof.

**1 Claim, 2 Drawing Sheets**





FIG. 1



FIG. 2



FIG. 3




FIG. 4




FIG. 5

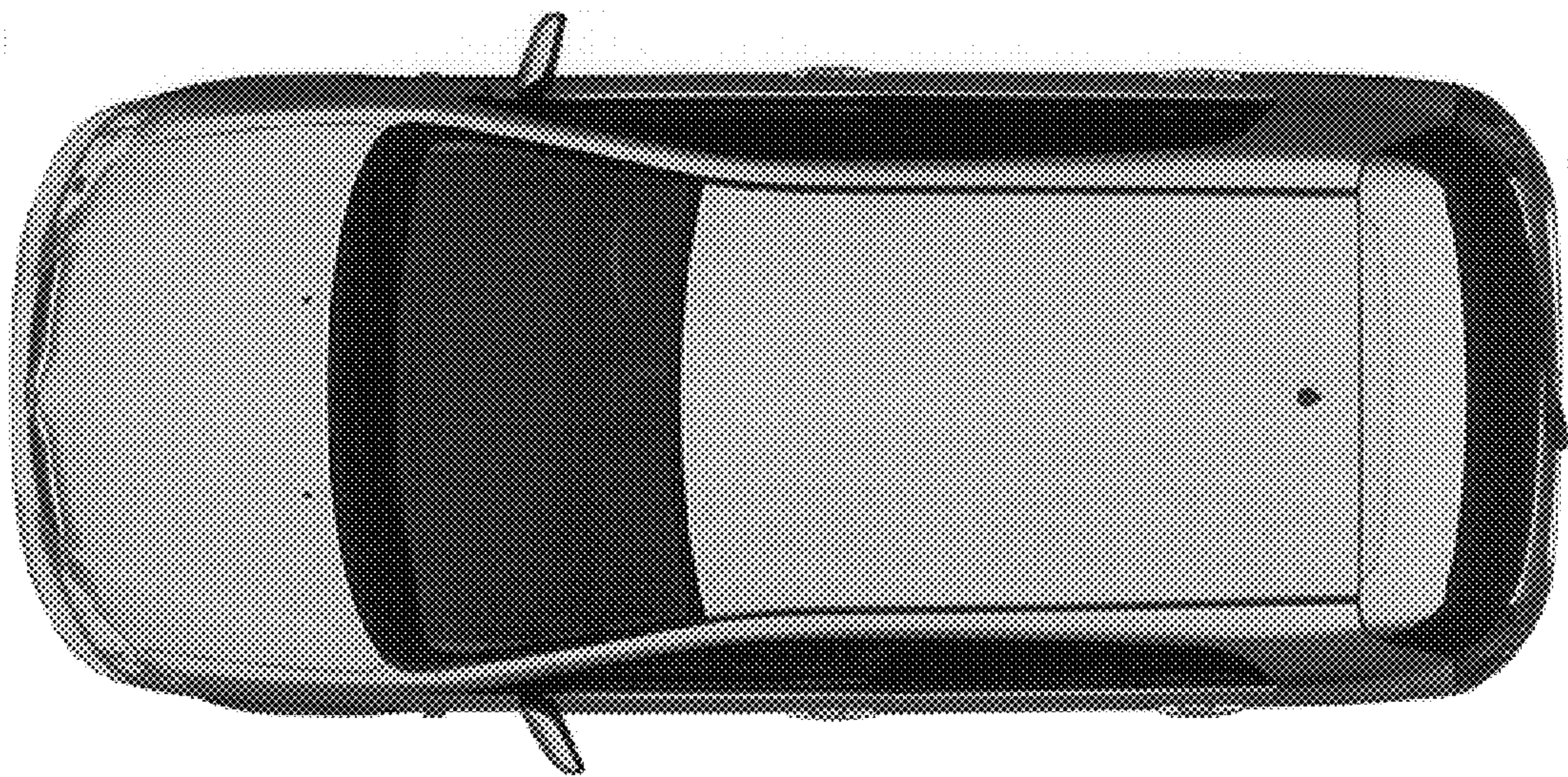


FIG. 6