



US00D479482S

(12) **United States Design Patent**
Seegers

(10) **Patent No.:** **US D479,482 S**

(45) **Date of Patent:** **** Sep. 9, 2003**

(54) **SPIRAL FISH SUNCATCHER**

(75) **Inventor:** **Robert F. Seegers**, Post Falls, ID (US)

(73) **Assignee:** **Seegers Distributing Co.**, Post Falls, ID (US)

(**) **Term:** **14 Years**

(21) **Appl. No.:** **29/159,719**

(22) **Filed:** **Apr. 29, 2002**

(51) **LOC (7) Cl.** **11-02**

(52) **U.S. Cl.** **D11/131; D11/141; D11/158; D21/599**

(58) **Field of Search** **D11/131, 141, D11/157, 158; D10/114, 116, 119; D21/599; 40/411, 412, 439; 416/6, 223 R, 240, 242, DIG. 3**

(56) **References Cited**

U.S. PATENT DOCUMENTS

- D369,759 S * 5/1996 Gehring, Jr. D11/131
- D404,683 S * 1/1999 Kostic D11/158

- D413,078 S * 8/1999 Hanson D11/141
- D423,403 S * 4/2000 Flowers D11/141
- D424,473 S * 5/2000 Boen D11/158
- D463,317 S * 9/2002 Bull D11/131

* cited by examiner

Primary Examiner—Dominic Simone

(74) *Attorney, Agent, or Firm*—Isaac A. Angres

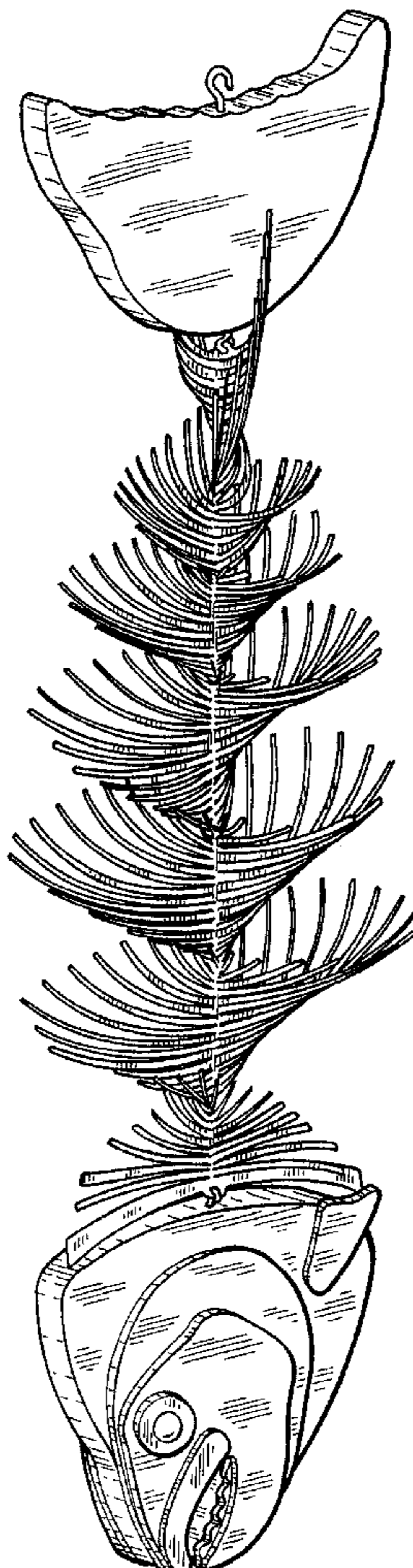
(57) **CLAIM**


The ornamental design for a spiral fish suncatcher, as shown and described.

DESCRIPTION

FIG. 1 is a top perspective view of the spiral suncatcher, showing my new design;
 FIG. 2 is a front elevational view thereof;
 FIG. 3 is a rear elevational view thereof;
 FIG. 4 is a bottom plan view thereof.
 FIG. 5 is a top plan view thereof;
 FIG. 6 is a left side elevational view thereof; and,
 FIG. 7 is a right side elevational view thereof.

1 Claim, 4 Drawing Sheets





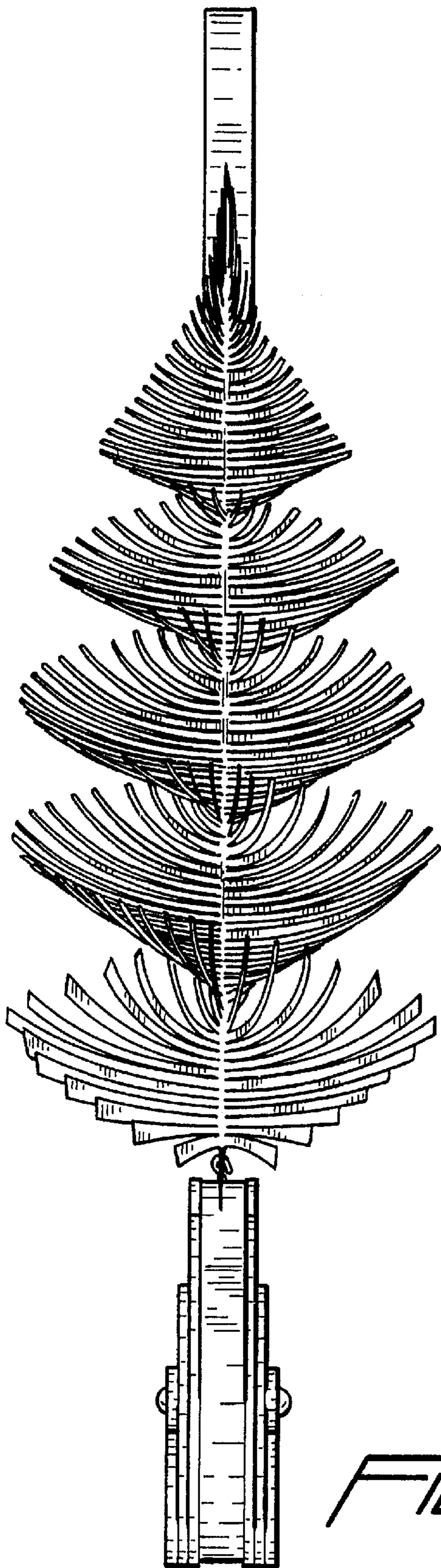


FIG. 2

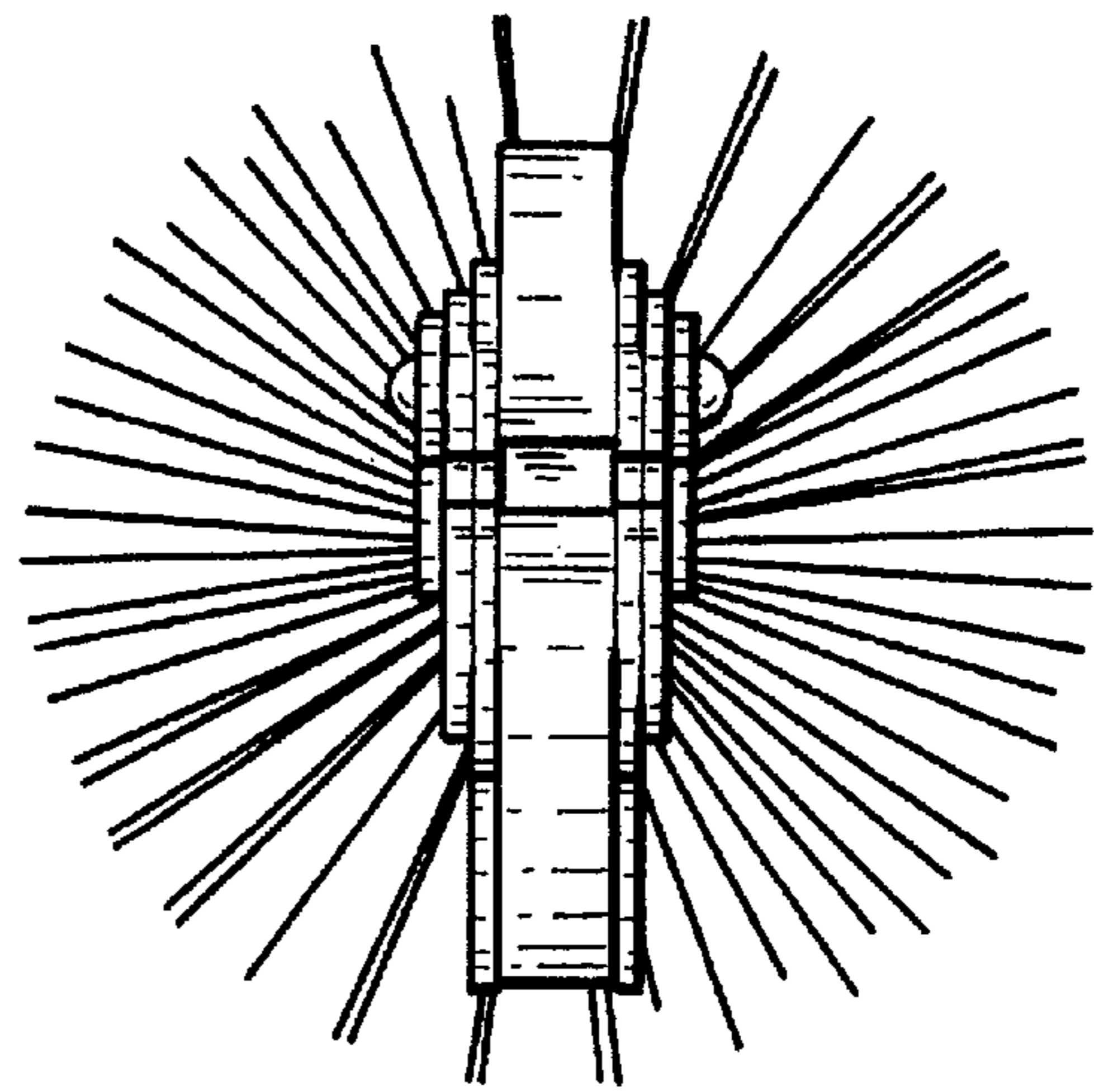


FIG. 4

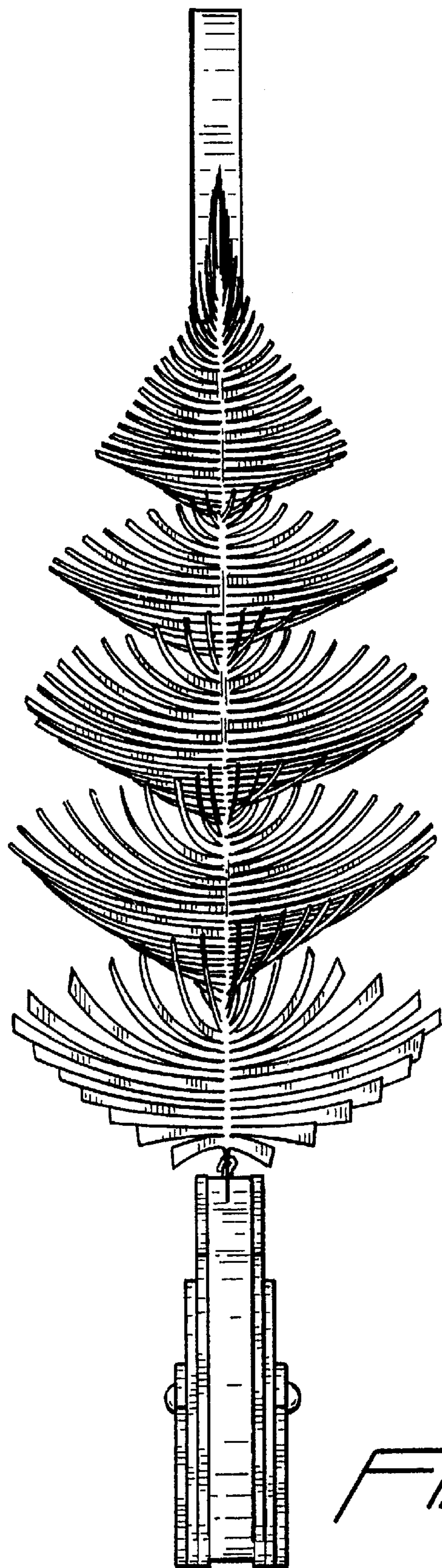


FIG. 3

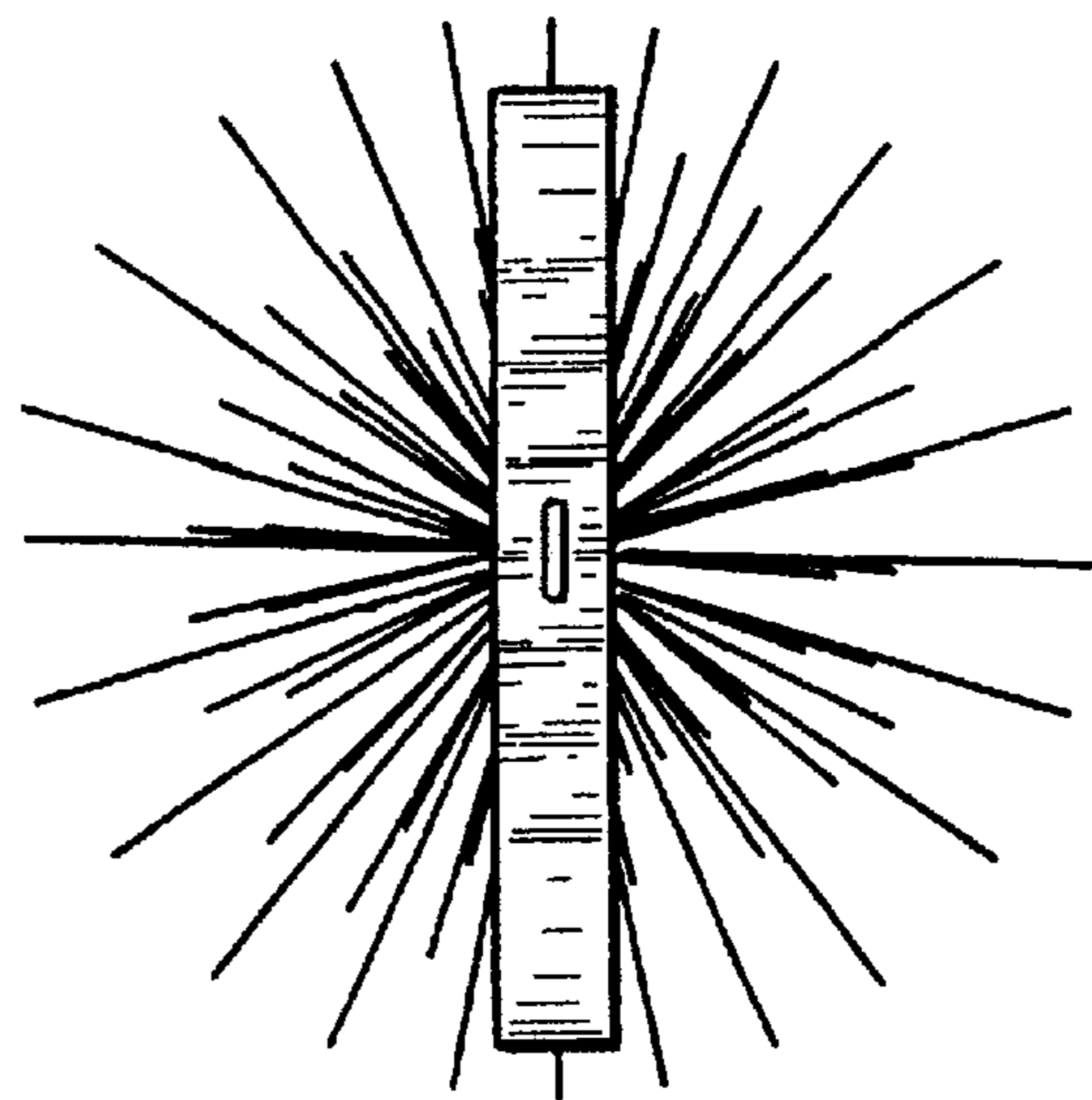


FIG. 5

FIG. 6

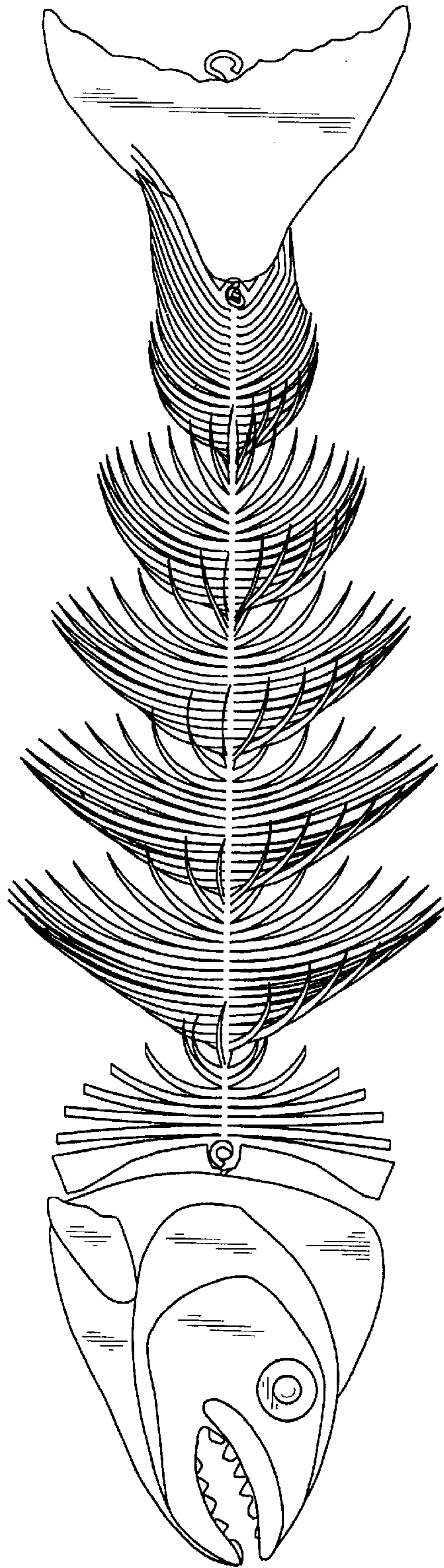


FIG. 7

