



US00D479480S

(12) **United States Design Patent** (10) **Patent No.:** **US D479,480 S**  
**Dierkes** (45) **Date of Patent:** **\*\* Sep. 9, 2003**

(54) **BOOMERANG AND CROSS ARTICLE OF JEWELRY**  
(76) Inventor: **J. Michael Dierkes**, 305 Broadmeadow Cove, Roswell, GA (US) 30075  
(\*\*) Term: **14 Years**  
(21) Appl. No.: **29/159,552**  
(22) Filed: **Apr. 24, 2002**  
(51) **LOC (7) Cl.** ..... **11-01**  
(52) **U.S. Cl.** ..... **D11/81**  
(58) **Field of Search** ..... D11/12, 43-50, D11/54, 57-58, 61, 65, 66, 79-83, 95-102, 107, 110, 116; 63/13, 18, 19, 20, 23; D3/207-212; D99/27

(56) **References Cited**  
**U.S. PATENT DOCUMENTS**  
D237,723 S \* 11/1975 Sweet ..... D99/27  
D249,877 S \* 10/1978 Shambrook ..... D11/61  
D255,279 S \* 6/1980 Graves ..... D99/27  
D257,069 S \* 9/1980 Wozniski ..... D99/27  
D282,354 S \* 1/1986 Merrels ..... D11/96  
D329,402 S \* 9/1992 Zears ..... D11/96  
D334,725 S \* 4/1993 White ..... D11/96  
D373,970 S \* 9/1996 Gonzalez et al. .... D11/75  
D401,883 S \* 12/1998 Madhvani ..... D11/81  
D401,885 S \* 12/1998 Goldstein et al. .... D11/81

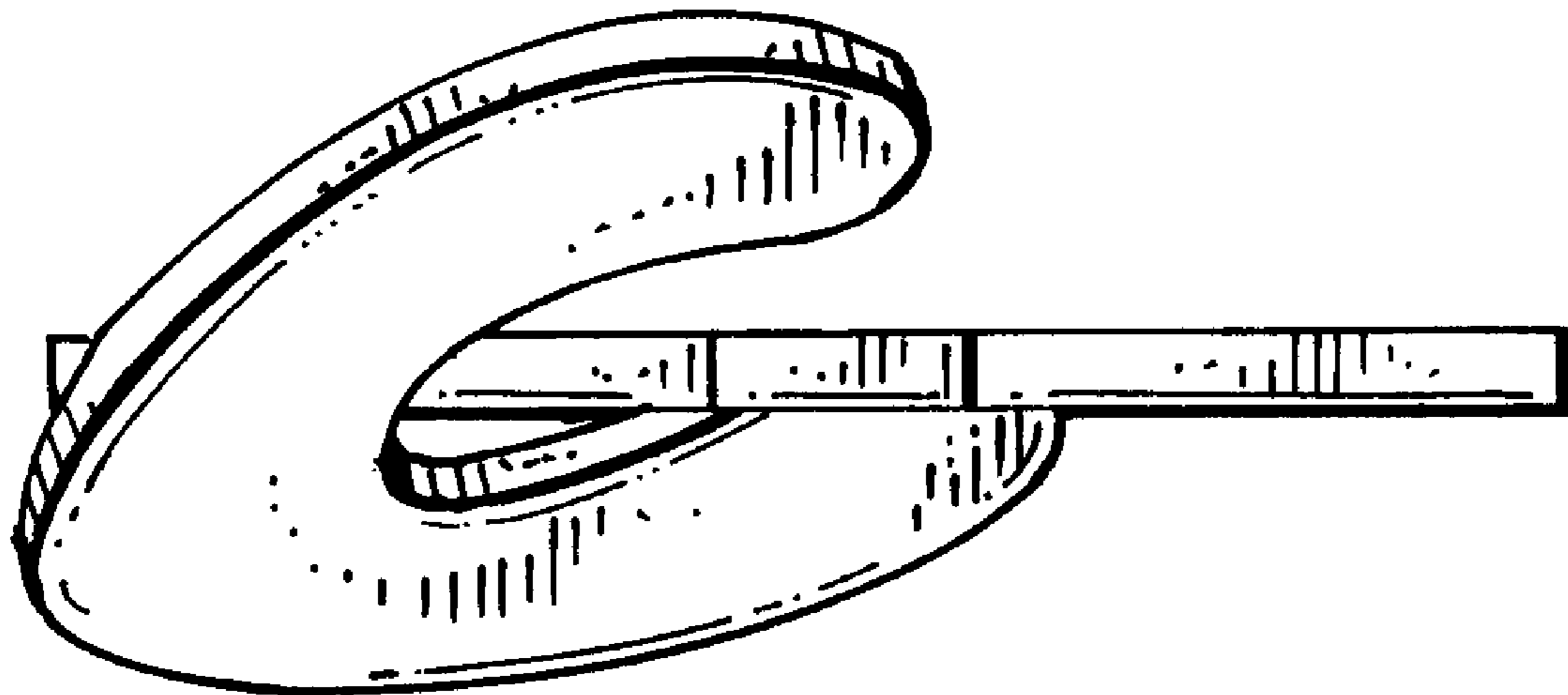
\* cited by examiner

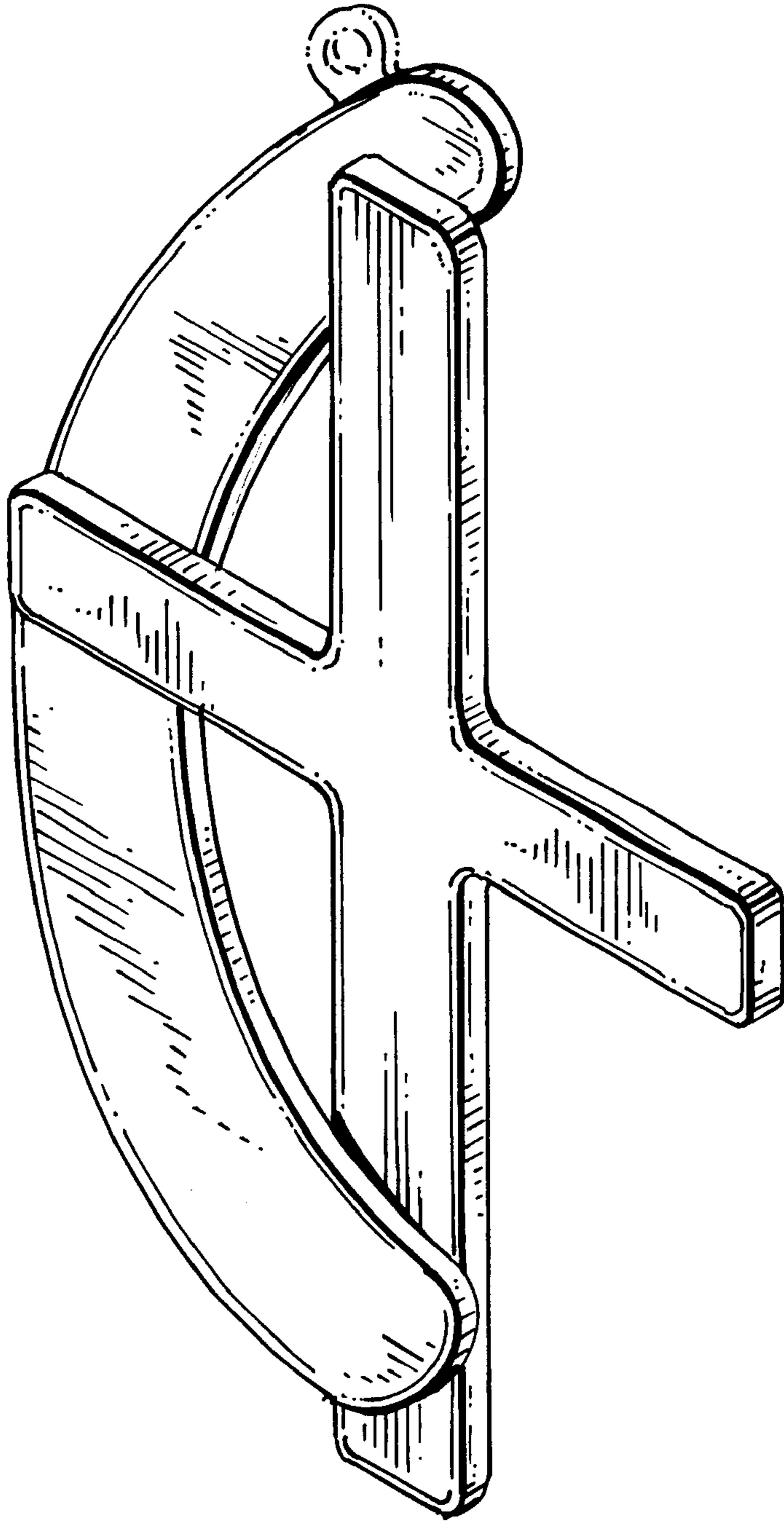
*Primary Examiner*—Ralf Seifert  
(74) *Attorney, Agent, or Firm*—Myers & Kaplan, LLC; Barry E. Kaplan, Esq.

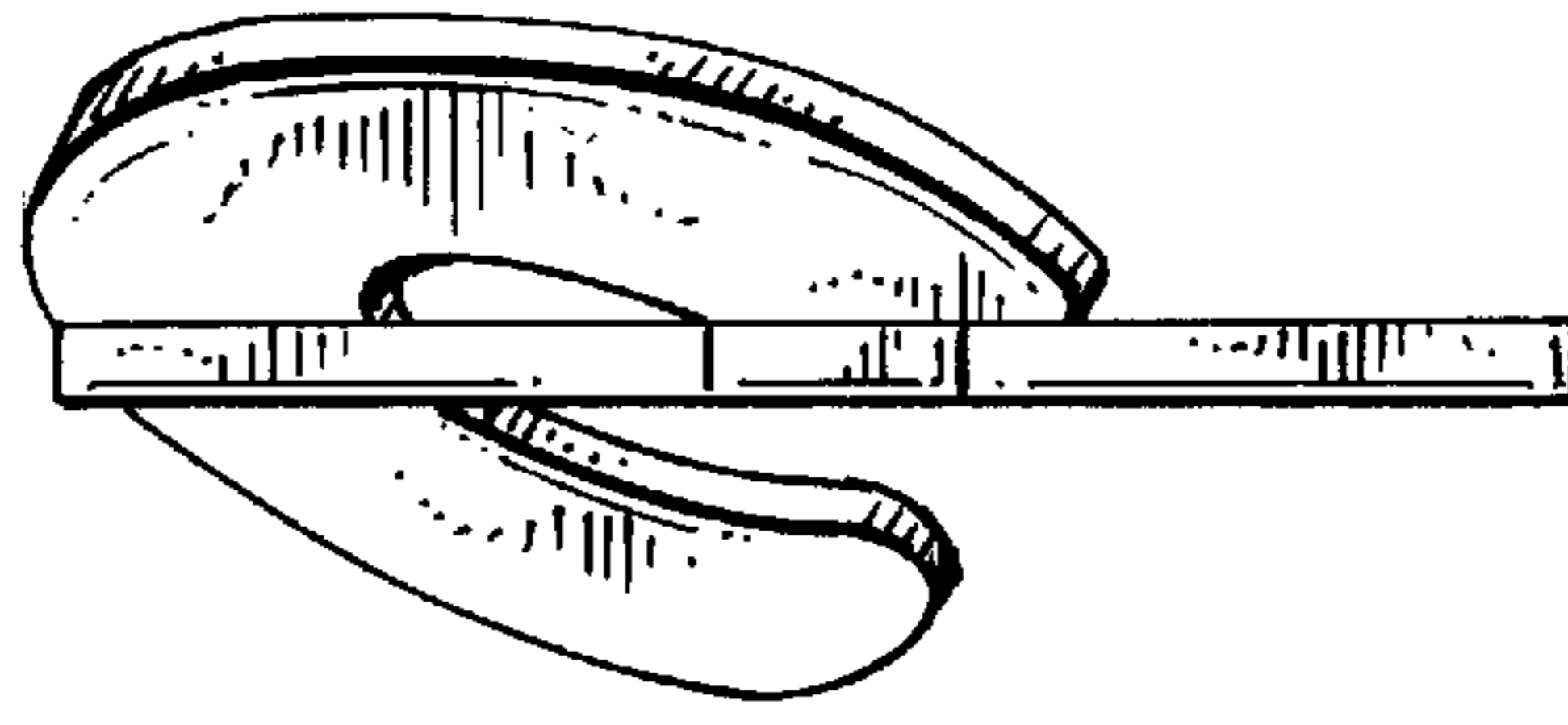
(57) **CLAIM**  
The ornamental design for a boomerang and cross article of jewelry, as shown.

**DESCRIPTION**  
A portion of the disclosure of this patent document contains material to which a claim for copyright is made. The copyright owner has no objection to the facsimile reproduction by anyone of the patent document or the patent disclosure, as it appears in the Patent and Trademark Office patent file or records, but reserves all other copyright rights whatsoever.  
FIG. 1 is a front perspective view of a boomerang and cross article of jewelry showing the design;  
FIG. 2 is a top view thereof;  
FIG. 3 is a front view thereof;  
FIG. 4 is a right side view thereof;  
FIG. 5 is a left side view thereof;  
FIG. 6 is a rear view thereof; and,  
FIG. 7 is a bottom view thereof.  
It being understood that the broken lines are for illustrative purposes only.


**1 Claim, 3 Drawing Sheets**



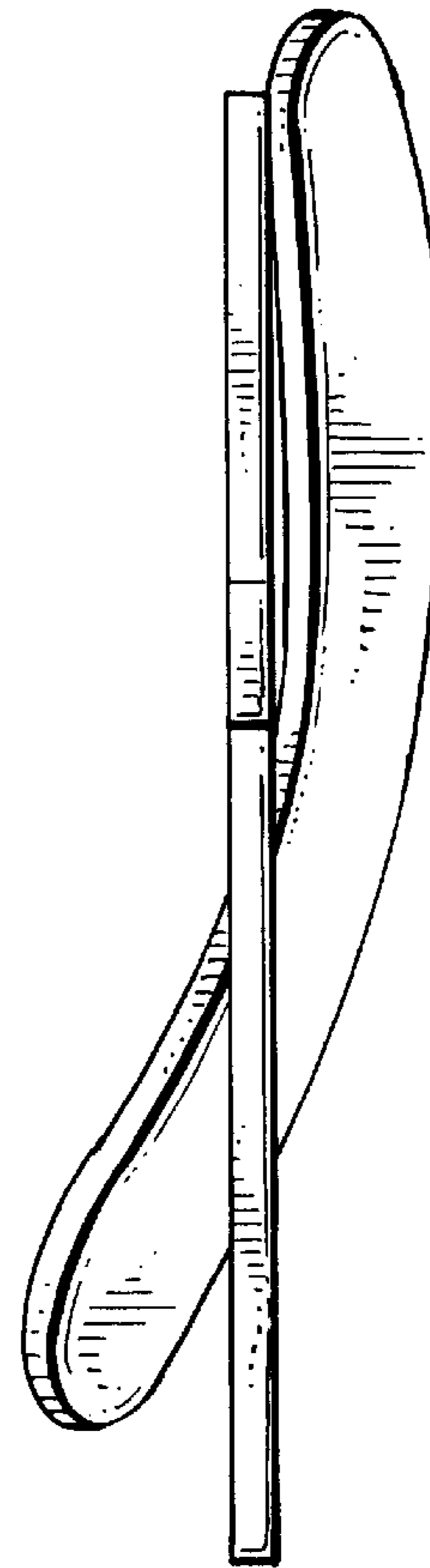




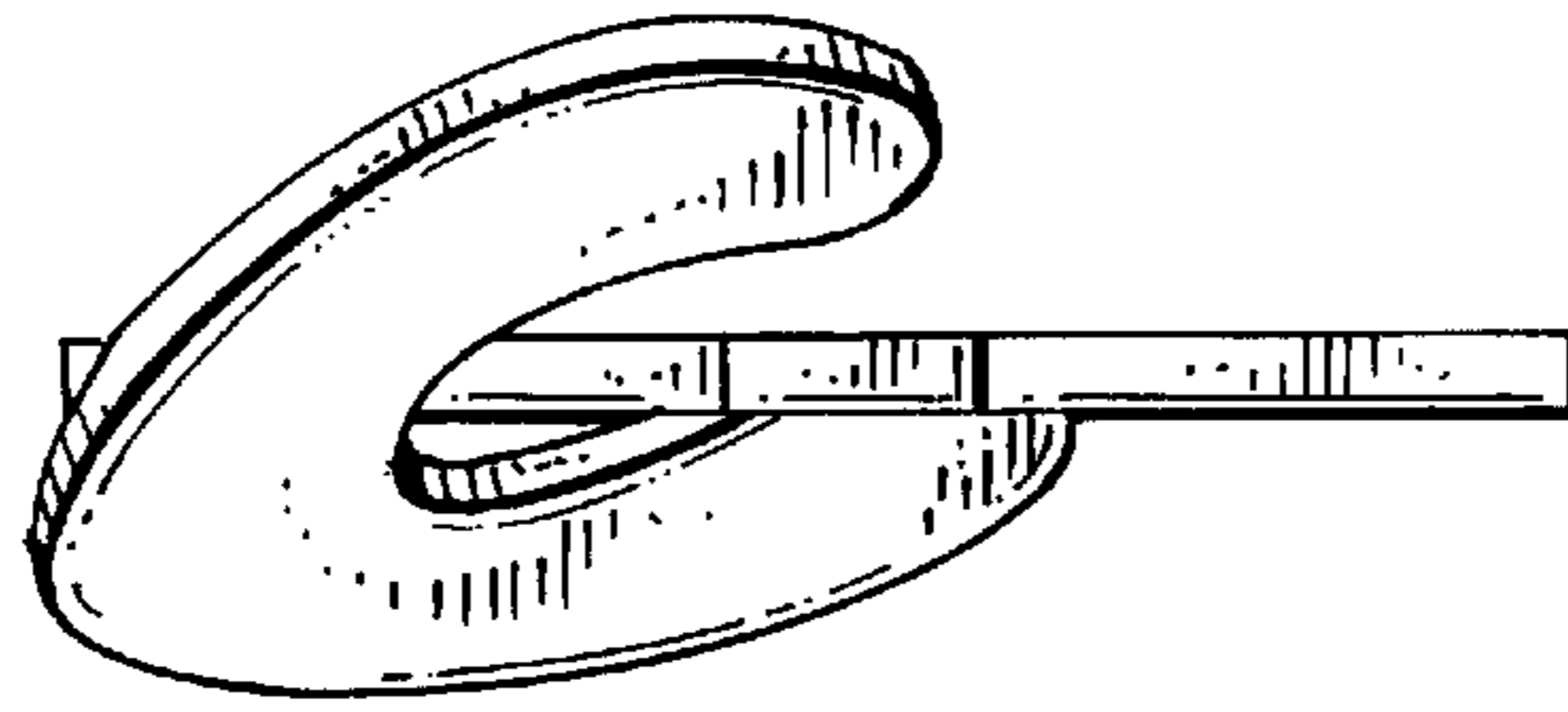
**Fig. 2**




**Fig. 3**



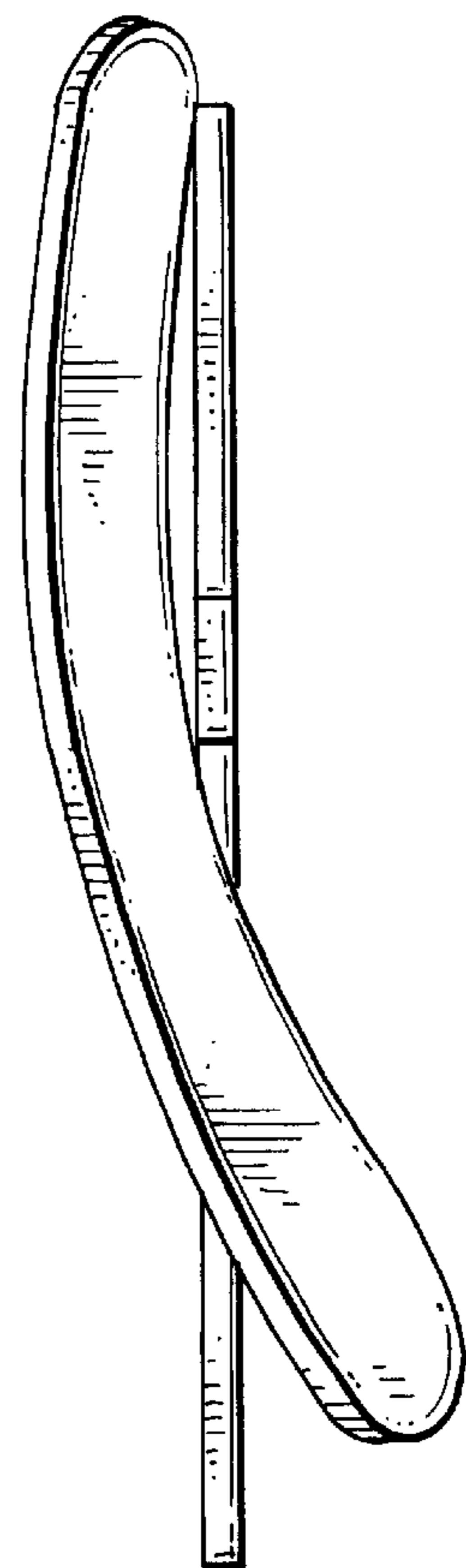
**Fig. 4**



**Fig. 7**



**Fig. 6**



**Fig. 5**