



US00D479424S

(12) **United States Design Patent**
Sellman, Jr.

(10) **Patent No.:** **US D479,424 S**
(45) **Date of Patent:** **** Sep. 9, 2003**

(54) **CARPET TILE** 6,197,400 B1 3/2001 Desai 428/88
6,203,879 B1 3/2001 Desai

(75) **Inventor:** **N. David Sellman, Jr., LaGrange, GA (US)**

* cited by examiner

(73) **Assignee:** **Milliken & Company, Spartanburg, SC (US)**

Primary Examiner—Robin V. Taylor
(74) *Attorney, Agent, or Firm*—Terry T. Moyer; Jeffery E. Bacon

(**) **Term:** **14 Years**

(57) **CLAIM**

(21) **Appl. No.:** **29/164,855**

The ornamental design for a carpet tile, as shown and described.

(22) **Filed:** **Jul. 31, 2002**

(51) **LOC (7) Cl.** **06-11**

(52) **U.S. Cl.** **D6/582**

(58) **Field of Search** D6/582, 593, 594;
428/85, 88, 90-93

DESCRIPTION

(56) **References Cited**


U.S. PATENT DOCUMENTS

1,158,051 A	10/1915	Hopkinson	
3,024,518 A *	3/1962	Newton	28/159
3,115,436 A *	12/1963	Bloch et al.	428/93
3,120,083 A	2/1964	Dahlberg et al.	50/413
3,513,061 A *	5/1970	Vinicki	428/17
3,654,051 A	4/1972	Bieler	161/37
3,857,749 A	12/1974	Yoshida	161/44
4,061,804 A *	12/1977	McCulloch	428/17
4,172,168 A	10/1979	Klaffke et al.	428/138
4,571,353 A	2/1986	Gable, Jr.	428/33
4,939,006 A *	7/1990	Nakajima et al.	428/15
4,942,072 A	7/1990	Chung	428/48
6,057,023 A *	5/2000	Shimono et al.	428/92

FIG. 1 is a top plan view of a carpet tile showing an embodiment of my design;
FIG. 2 is a side view of the carpet tile in FIG. 1, illustrating the side of the carpet tile in the top portion of FIG. 1, the opposing side being a mirror image thereof;
FIG. 3 is a side view of the carpet tile in FIG. 1, illustrating the side of the carpet tile in the left-hand portion of FIG. 1, the opposing side being the same;
FIG. 4 is an enlarged partial view of the side edge in FIG. 3; and,
FIG. 5 is a bottom plan view of the of the carpet tile in FIG. 1.

The portion of the drawings illustrated in FIGS. 2-5, contain broken lines to show the environment in which my design is associated, which are shown for illustrative purposes only and forms no part of the claimed design or specific embodiment thereof.

1 Claim, 3 Drawing Sheets






FIG. -1-

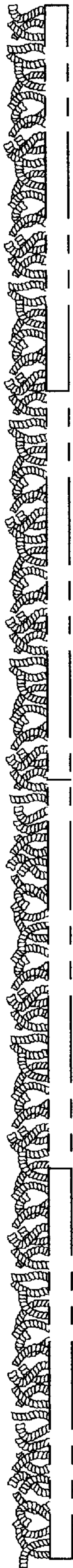


FIG. 2-



FIG. 3-




FIG. 4-




FIG. -5-