



US00D479417S

(12) **United States Design Patent**  
**Couture et al.**

(10) **Patent No.:** **US D479,417 S**

(45) **Date of Patent:** **\*\* Sep. 9, 2003**

(54) **WORKSURFACE**

(75) Inventors: **Lise Anne Couture**, New York, NY  
(US); **Hani Rashid**, New York, NY  
(US)

(73) Assignee: **Knoll, Inc.**, East Greenville, PA (US)

(\*\*) Term: **14 Years**

(21) Appl. No.: **29/143,315**

(22) Filed: **Jun. 12, 2001**

(51) **LOC (7) Cl.** ..... **06-06**

(52) **U.S. Cl.** ..... **D6/511**

(58) **Field of Search** ..... D6/480-489, 511,  
D6/527, 406.3; 108/50.01, 50.02, 43.1;  
312/194-196, 204, 208.1, 208.4, 208.2;  
D7/553.7, 554.4

(56) **References Cited**

**U.S. PATENT DOCUMENTS**

D339,487 S 9/1993 Rizzi  
D339,488 S 9/1993 Rizzi  
D342,634 S \* 12/1993 Barlow-Lawson ..... D6/511

D352,407 S 11/1994 Rizzi  
D362,772 S 10/1995 Peart et al.  
5,911,397 A \* 6/1999 Jokinen et al. .... 248/346.01  
D414,634 S \* 10/1999 Smith et al. .... D6/511  
D414,966 S \* 10/1999 Patel et al. .... D6/511  
D440,798 S \* 4/2001 Kuhlman et al. .... D6/511

\* cited by examiner

*Primary Examiner*—Janice E. Seeger

(74) *Attorney, Agent, or Firm*—Buchanan Ingersoll, P.C.

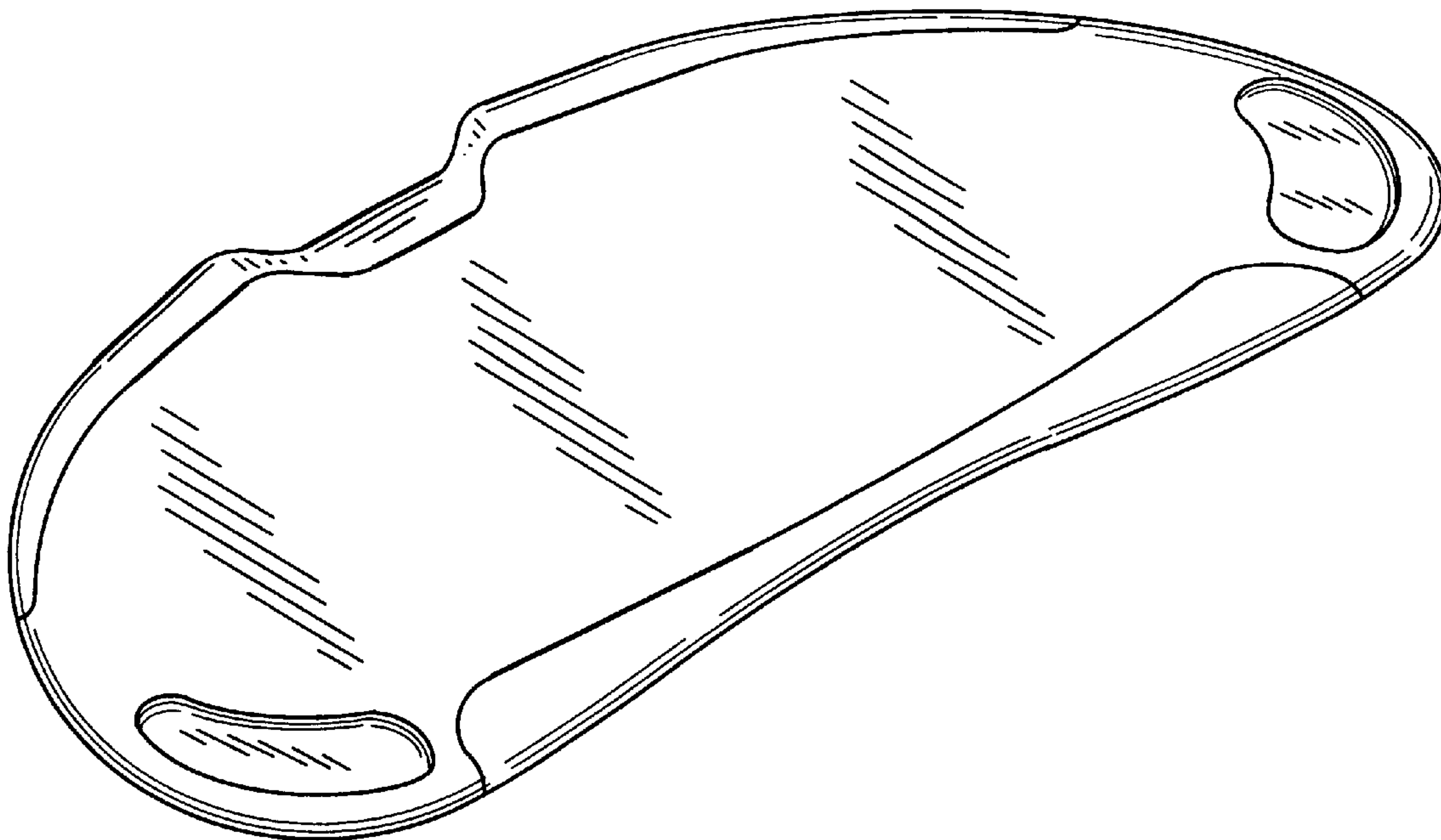
(57) **CLAIM**

The ornamental design for a worksurface, as shown and described.

**DESCRIPTION**

FIG. 1 is a perspective view of a worksurface showing our new design;  
FIG. 2 is a front elevational view thereof;  
FIG. 3 is a rear elevational view thereof;  
FIG. 4 is a right side elevational view thereof;  
FIG. 5 is a left side elevational view thereof;  
FIG. 6 is a top plan view thereof; and,  
FIG. 7 is a bottom plan view thereof.

**1 Claim, 4 Drawing Sheets**



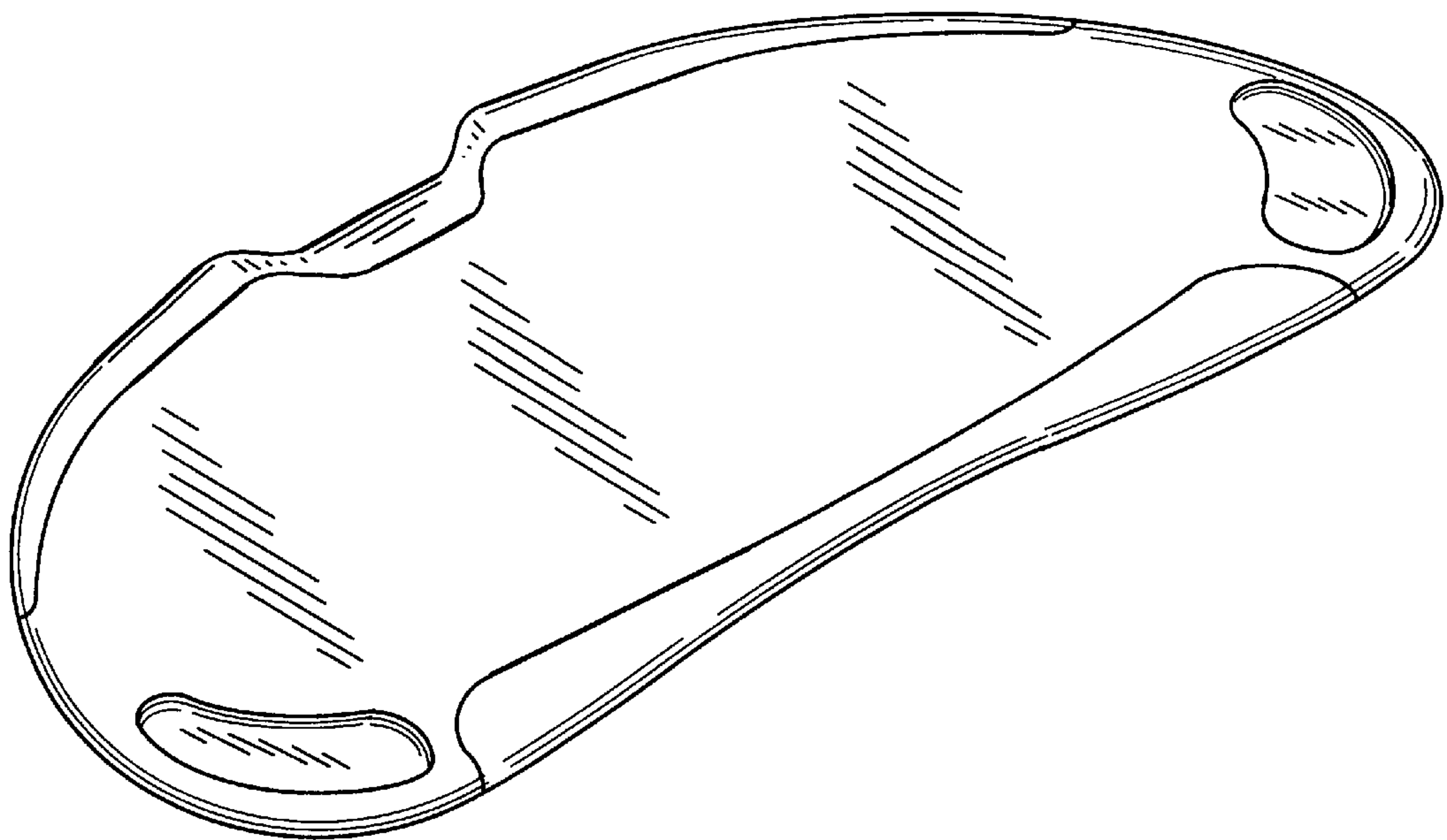


FIG. 1

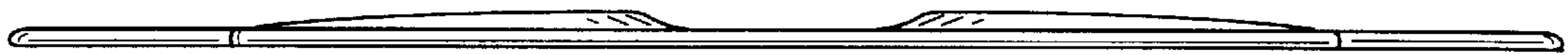


FIG. 2




FIG. 3

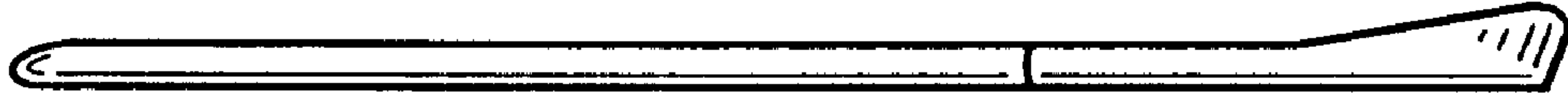


FIG. 4



FIG. 5

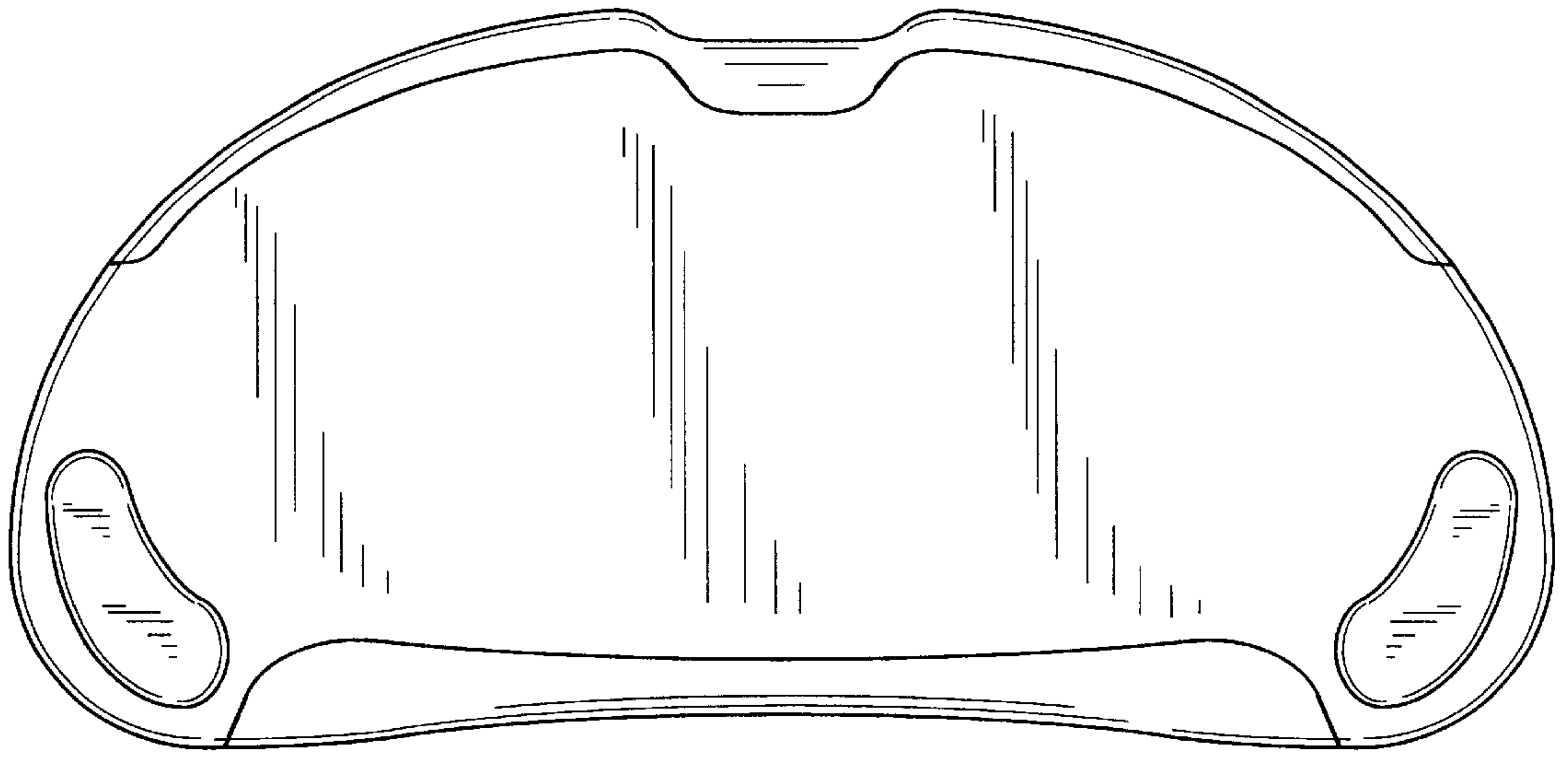


FIG. 6

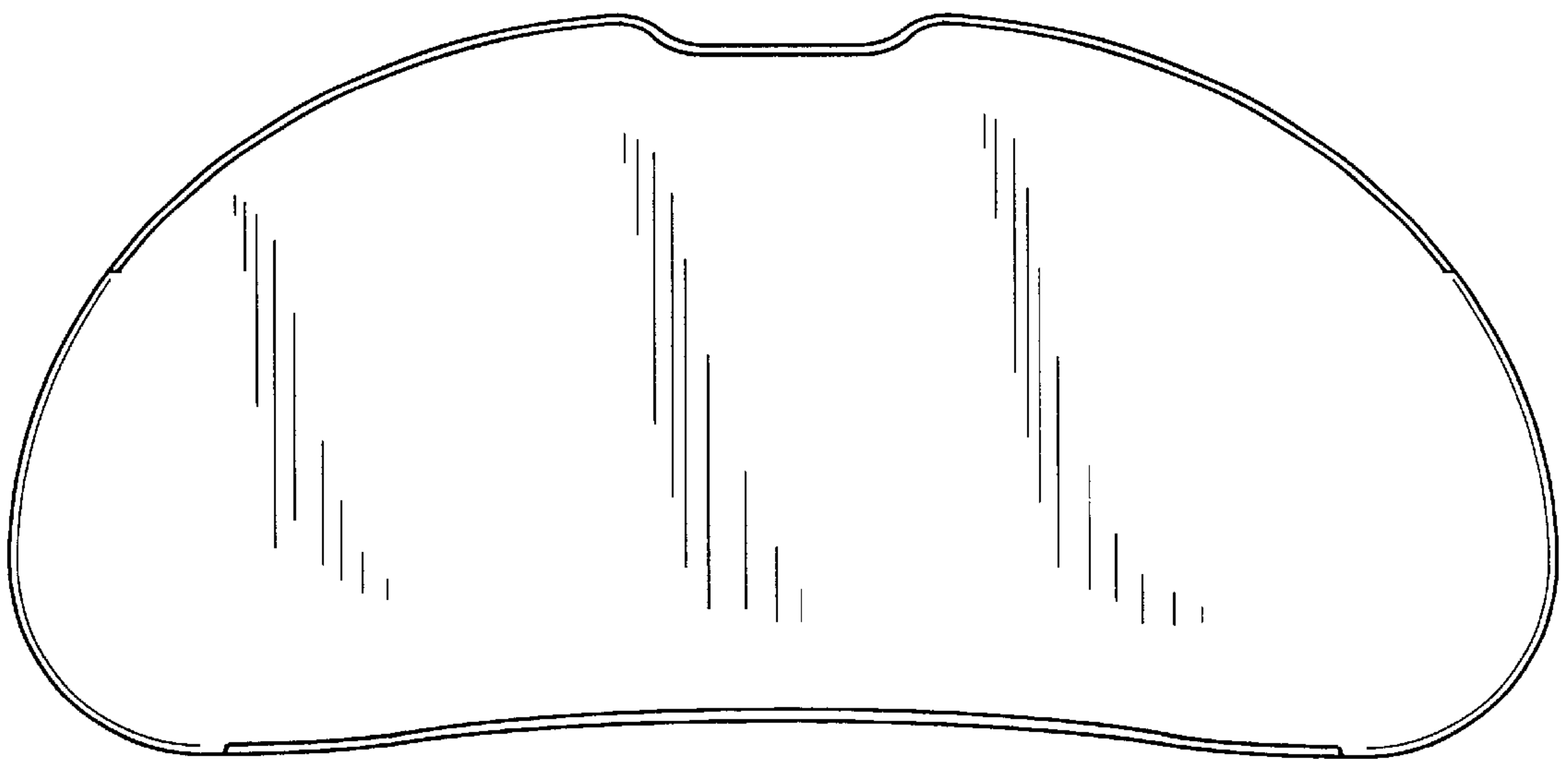


FIG. 7