



US00D479413S

(12) **United States Design Patent**  
**McDaniel et al.**

(10) **Patent No.:** **US D479,413 S**

(45) **Date of Patent:** **\*\* Sep. 9, 2003**

(54) **BUFFET**

(75) Inventors: **Thomas M. McDaniel**, Morganton, NC (US); **D. Scott Coley**, Morganton, NC (US)

(73) Assignee: **Bernhardt, L.L.C.**, Lenoir, NC (US)

(\*\*) Term: **14 Years**

(21) Appl. No.: **29/169,121**

(22) Filed: **Oct. 15, 2002**

(51) **LOC (7) Cl.** ..... **06-04**

(52) **U.S. Cl.** ..... **D6/446**

(58) **Field of Search** ..... D6/432-448, 470;  
312/7.2, 22, 23, 26, 114, 138.1, 204, 205,  
224

(56) **References Cited**

**U.S. PATENT DOCUMENTS**

- D233,924 S \* 12/1974 Keller
- D258,628 S \* 3/1981 Aulbert ..... D6/439
- D469,983 S \* 2/2003 McDaniel et al. .... D6/441

**OTHER PUBLICATIONS**

Photocopy of a chest; origin and date unknown.  
Photocopy of a cabinet from Emerson et cie; date unknown.

\* cited by examiner

*Primary Examiner*—Cathron C. Brooks

(74) *Attorney, Agent, or Firm*—MacCord Mason PLLC

(57) **CLAIM**

The ornamental design for a buffet, as shown and described.

**DESCRIPTION**

FIG. 1 is a perspective view of a buffet showing my new design;

FIG. 2 is a front view thereof;

FIG. 3 is a side view, the opposite side being a mirror image thereof; and,

FIG. 4 is a top view thereof.

The broken lines are for illustrative purposes only and form no part of the claimed design.

**1 Claim, 4 Drawing Sheets**






FIG. 1





FIG. 2



FIG. 3



**FIG. 4**