



US00D479394S

(12) **United States Design Patent**
Kramer et al.

(10) **Patent No.:** **US D479,394 S**

(45) **Date of Patent:** **** Sep. 9, 2003**

(54) **COMBINED KEY CHAIN, MONOCLE, AND LIGHT**

(76) Inventors: **Jeffrey A. Kramer**, 15959 NW. 15 Ave., Miami, FL (US) 33169; **William W. Rosenfeld**, 15959 NW. 15 Ave., Miami, FL (US) 33169

(**) Term: **14 Years**

(21) Appl. No.: **29/175,335**

(22) Filed: **Feb. 3, 2003**

(51) **LOC (7) Cl.** **03-01**

(52) **U.S. Cl.** **D3/208; D16/135**

(58) **Field of Search** D3/207-212; 206/37.1, 206/38.1; 150/147; 70/456 R, 456 B, 458, 459; D26/38; D21/483; D16/100, 302, 303, 306, 307, 309, 300, 135; D10/30, 31

(56) **References Cited**

U.S. PATENT DOCUMENTS

889,352 A * 6/1908 Bold D16/139
D165,043 S * 11/1951 Ankney D16/135
D297,647 S * 9/1988 Sego D16/135
D355,370 S * 2/1995 Chodat D10/30

D358,251 S * 5/1995 Bettis D3/208
D372,746 S * 8/1996 Mathews D21/483
D416,927 S * 11/1999 Jim D16/135
D449,323 S * 10/2001 Nakagawa D16/135
D455,355 S * 4/2002 Chan D10/31
D463,107 S * 9/2002 Yuen D3/209

* cited by examiner

Primary Examiner—Ralf Seifert

(74) *Attorney, Agent, or Firm*—Malloy & Malloy, P.A.

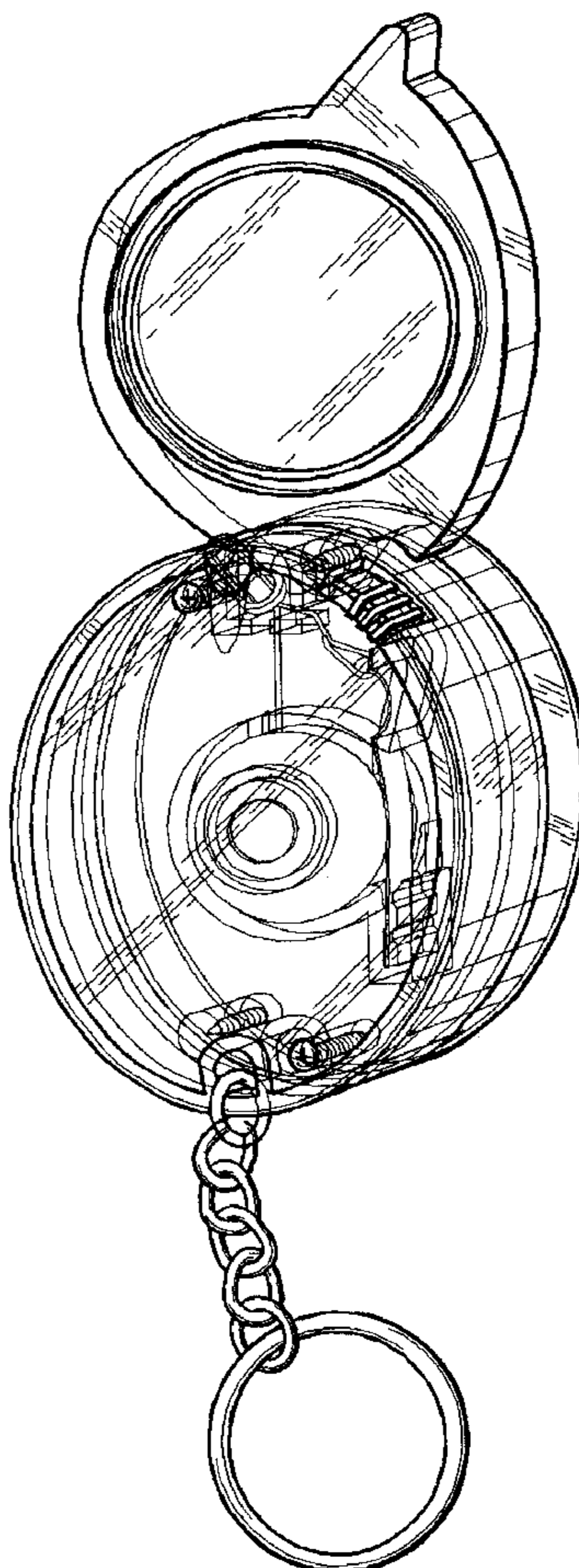
(57) **CLAIM**

The ornamental design for a combined key chain, monocle, and light, as shown and described.

DESCRIPTION

FIG. 1 is a front perspective view illustrating my design for a combined key chain, monocle, and light;
FIG. 2 is a front view thereof;
FIG. 3 is a left side view thereof;
FIG. 4 is a top view thereof;
FIG. 5 is a right side view thereof;
FIG. 6 is a bottom view thereof; and,
FIG. 7 is a rear view thereof.

1 Claim, 3 Drawing Sheets



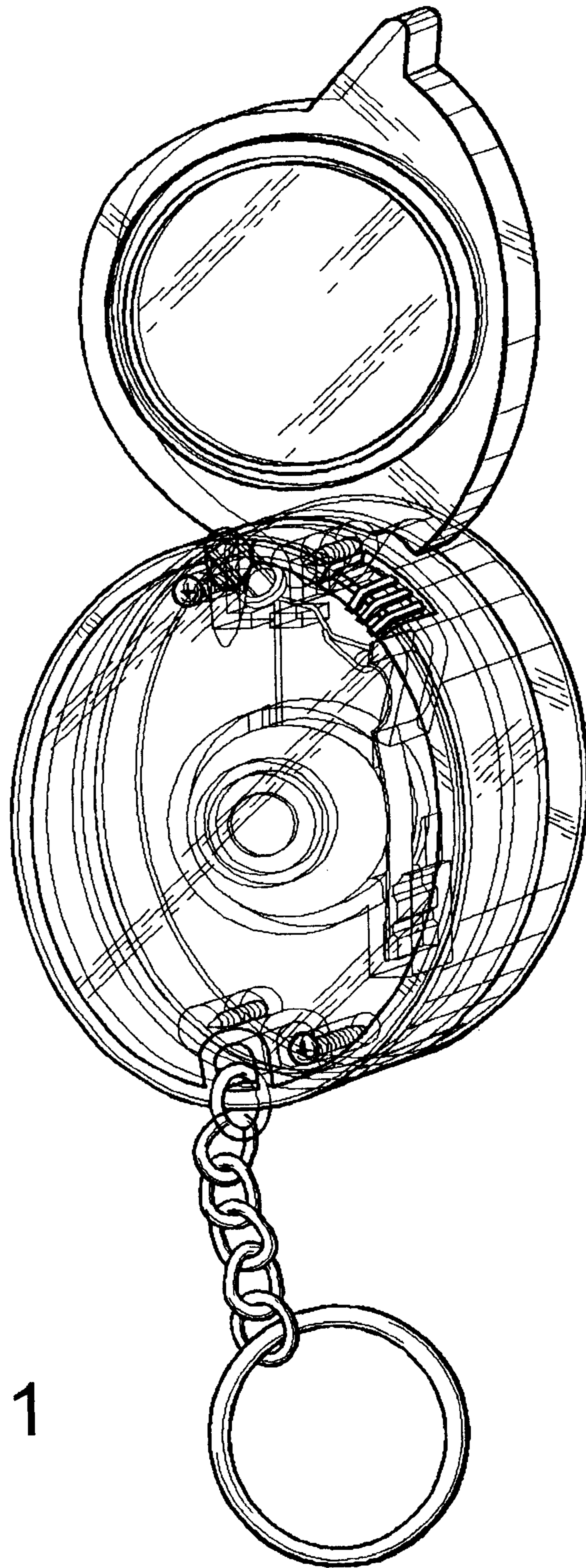


FIG. 1

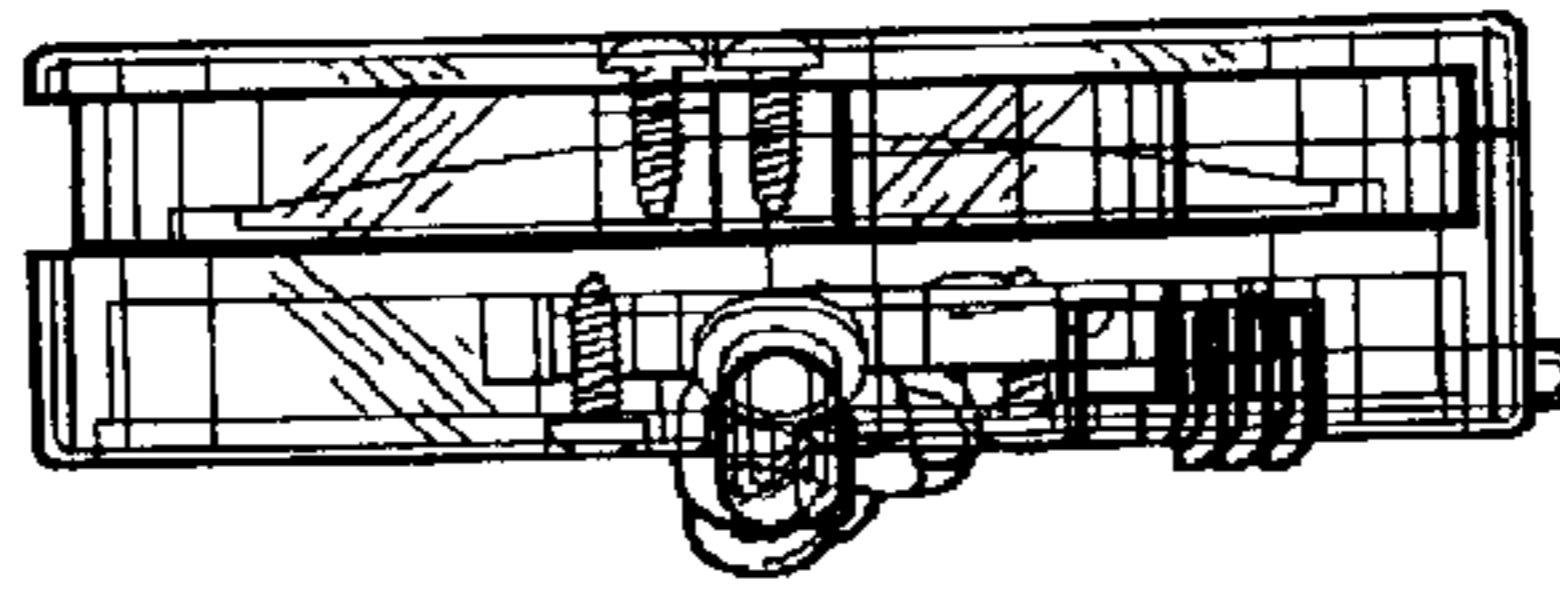


FIG. 4

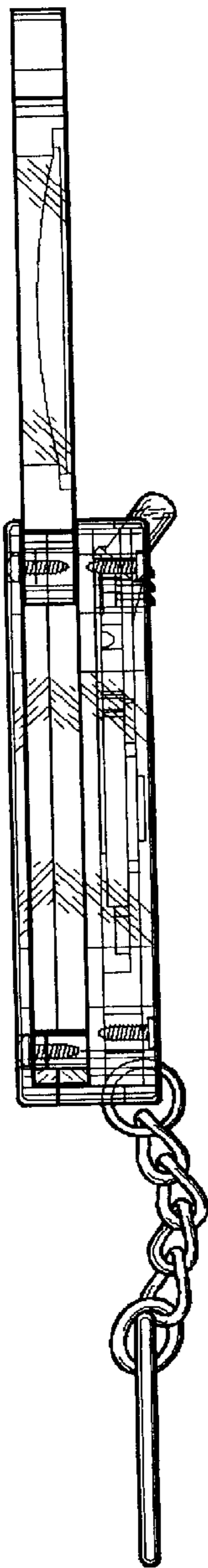


FIG. 3

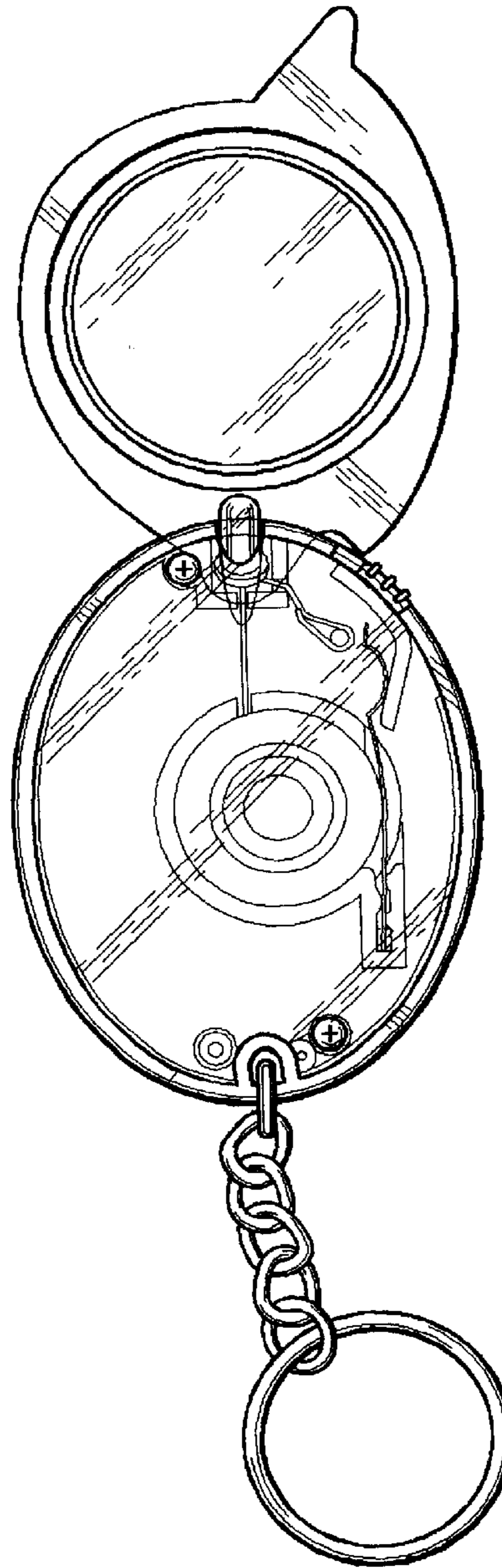


FIG. 2

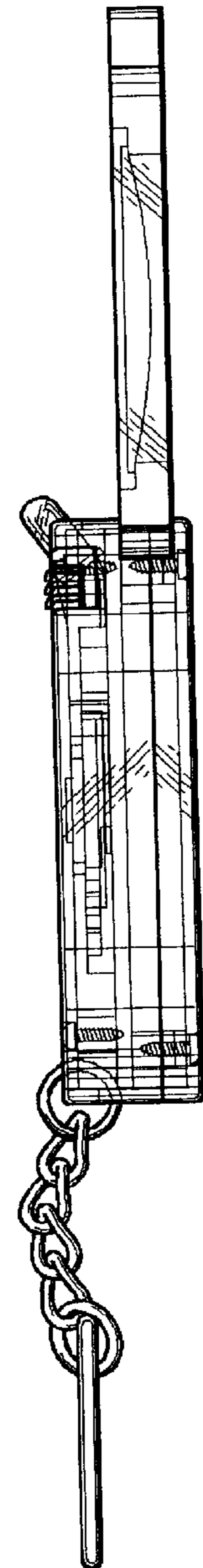


FIG. 5

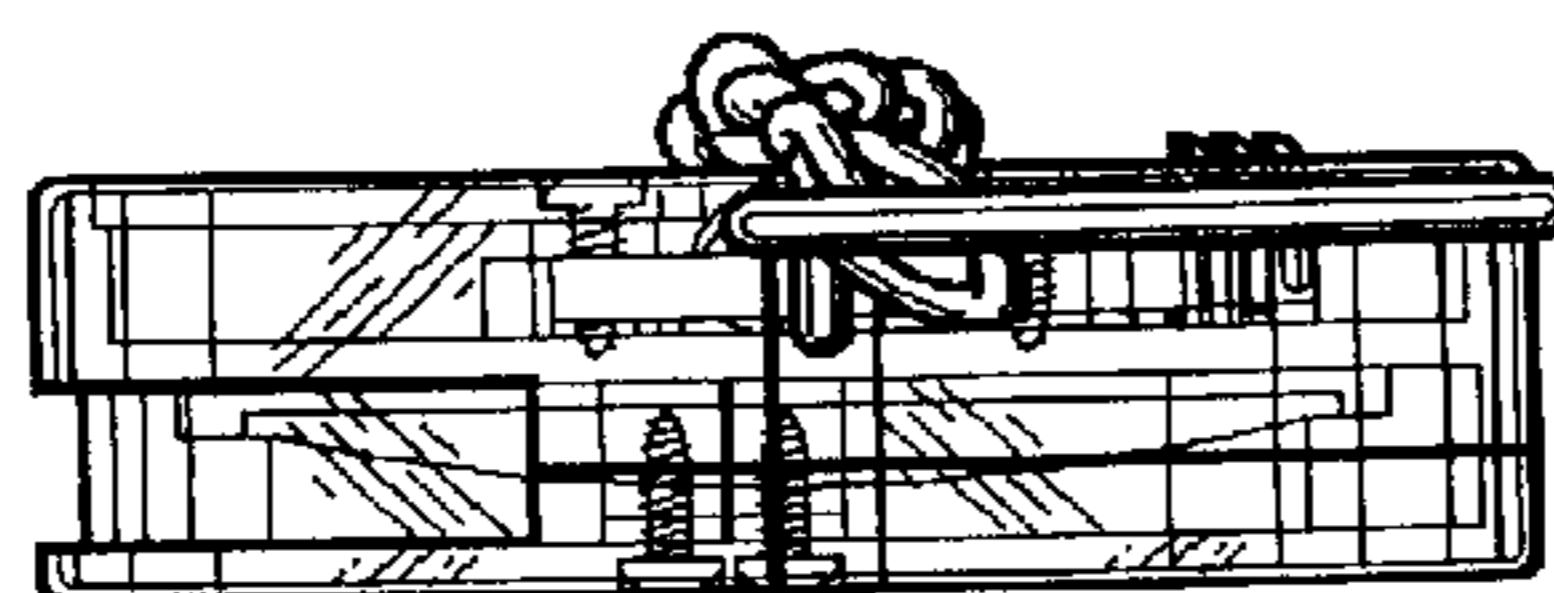


FIG. 6

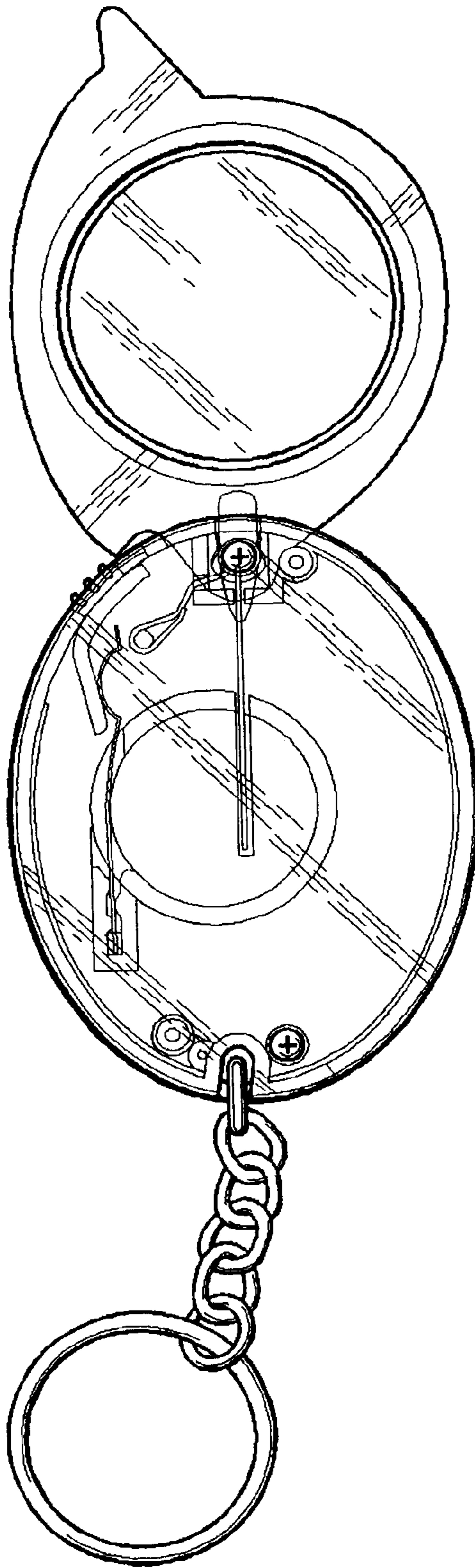


FIG. 7