



US00D479393S

(12) **United States Design Patent**  
**Weitzman**

(10) **Patent No.:** **US D479,393 S**

(45) **Date of Patent:** **\*\* Sep. 9, 2003**

(54) **DUAL COLORED SHOELACES**

5,639,244 A 6/1997 Stricklin  
D406,692 S \* 3/1999 Shin ..... D2/978

(76) Inventor: **Jerrold Weitzman**, 122 E. 76<sup>th</sup> St.,  
#4B, New York, NY (US) 10021

\* cited by examiner

(\*\*) Term: **14 Years**

*Primary Examiner*—Dominic Simone  
(74) *Attorney, Agent, or Firm*—Pitney, Hardin, Kipp &  
Szuch,LLP

(21) Appl. No.: **29/160,619**

(22) Filed: **May 14, 2002**

(57) **CLAIM**

(51) **LOC (7) Cl.** ..... **02-07**

The ornamental design for the dual colored shoelaces, as shown.

(52) **U.S. Cl.** ..... **D2/978; D19/59**

(58) **Field of Search** ..... D2/946, 978; D19/59;  
24/713, 715.4; 434/260

**DESCRIPTION**

(56) **References Cited**

**U.S. PATENT DOCUMENTS**

D35,396 S	*	12/1901	Miller	.....	D2/978
D38,993 S	*	1/1908	Tweedie	.....	D2/978
2,141,801 A	*	12/1938	Taft	.....	24/713
D117,765 S	*	11/1939	Winchester	.....	D2/978
D130,512 S	*	11/1941	Anderson	.....	D2/978
2,385,197 A	*	9/1945	Eisel	.....	434/260
3,059,518 A	*	10/1962	Nelson	.....	24/715.4
3,947,928 A	*	4/1976	Maldonado	.....	24/713
5,110,296 A	*	5/1992	Cohen	.....	434/260
5,240,418 A	*	8/1993	Silverman et al.	.....	434/260
D346,895 S	*	5/1994	Martin	.....	D2/978
5,611,692 A	*	3/1997	Gehrdes	.....	434/260

FIG. 1 is a front perspective view thereof, shown installed in a shoe,

FIG. 2 is a top plan view thereof, with fabric cross-hatching,

FIG. 3 is a front plan view thereof,

FIG. 4 is an end plan view thereof,

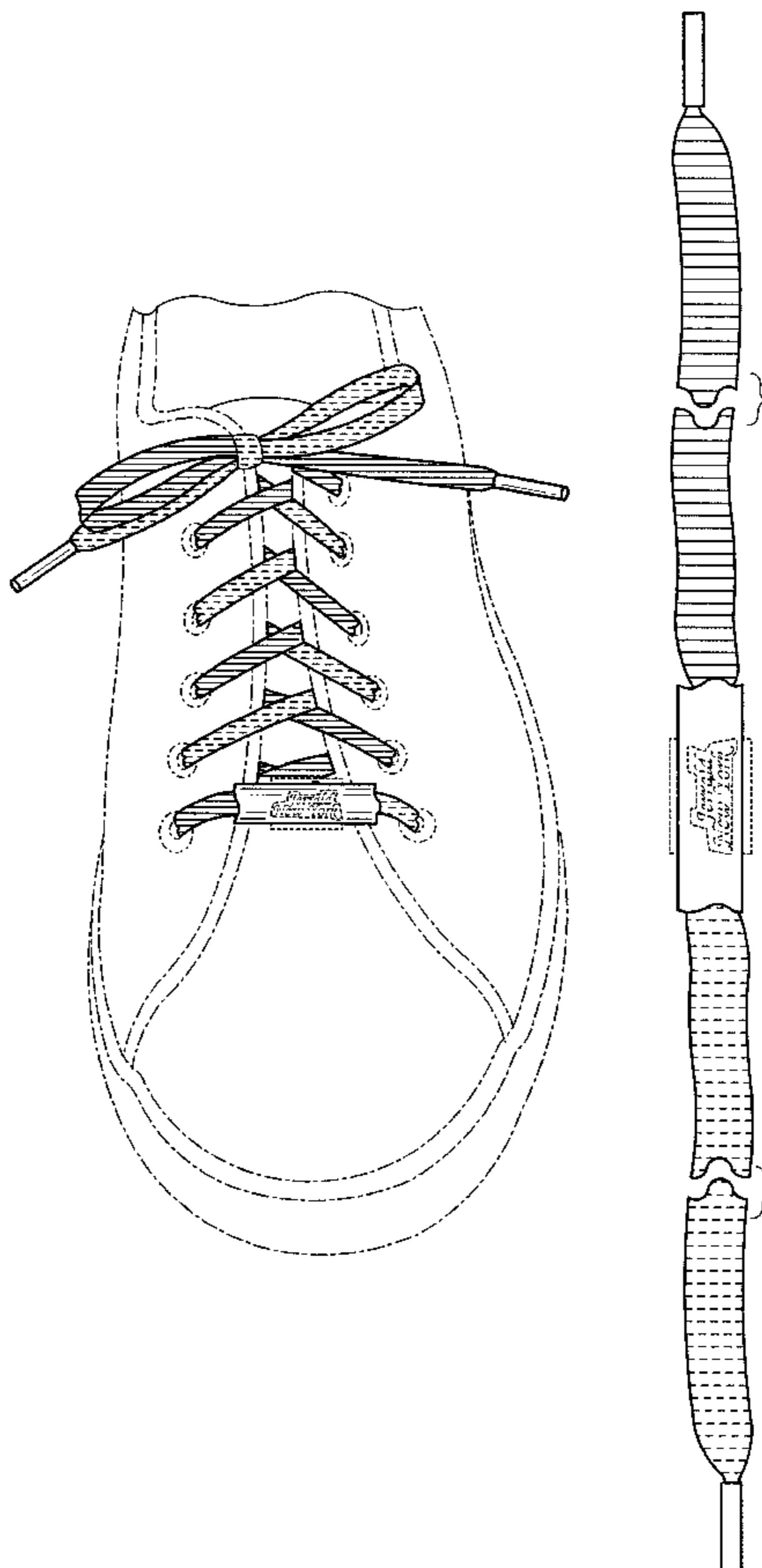
FIG. 5 is a top plan view thereof; and,

FIG. 6 is a front plan view thereof.

The different cross-hatching on each half of the shoelace in FIGS. 1, 5 and 6 indicates different colors on each half of the shoelace.

The indicia formed on the central portion shown in phantom in FIGS. 1-6 and the shoe shown in phantom in FIG. 1 play no part in the design.

**1 Claim, 2 Drawing Sheets**



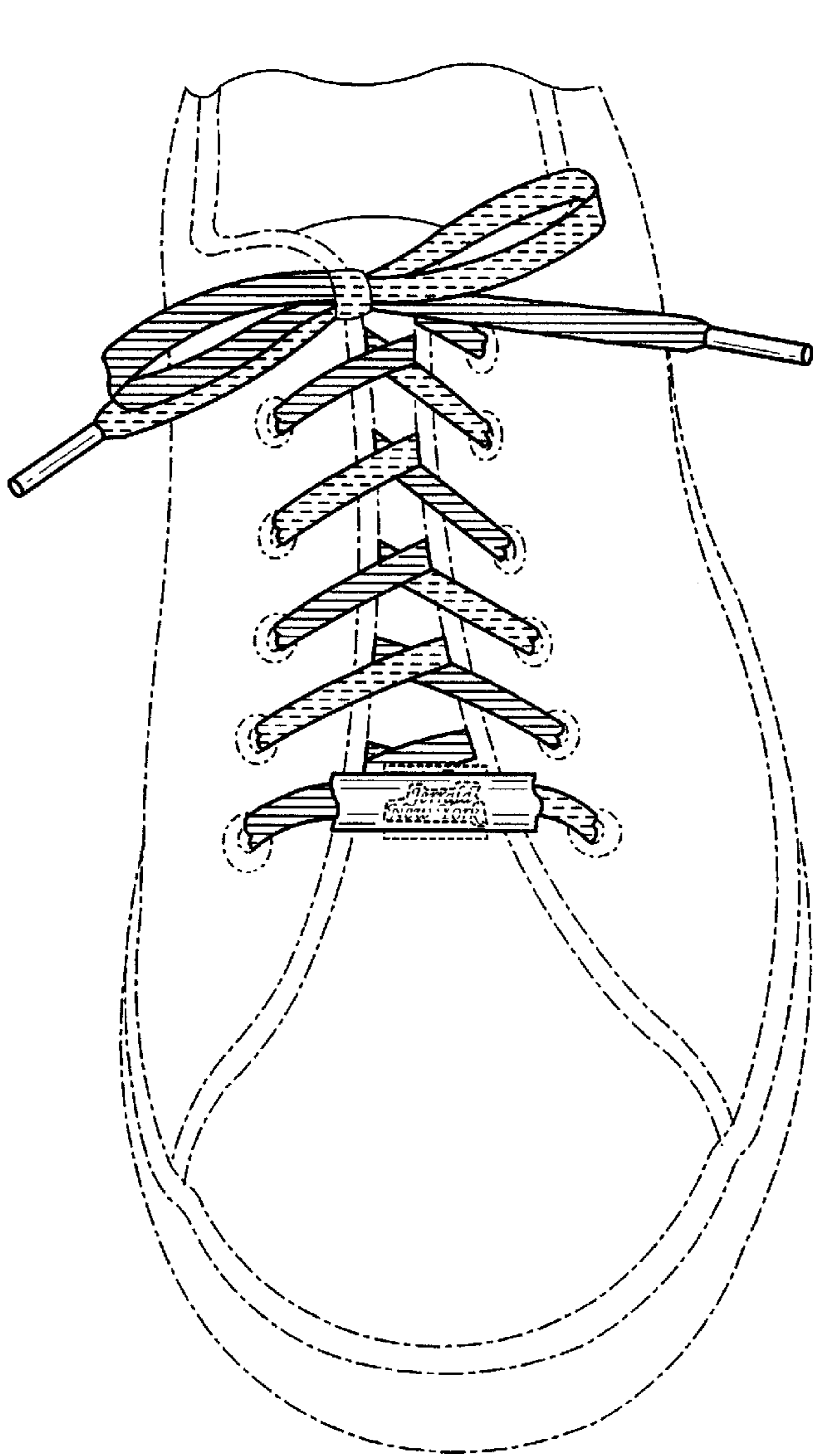


FIG. 1



FIG. 4

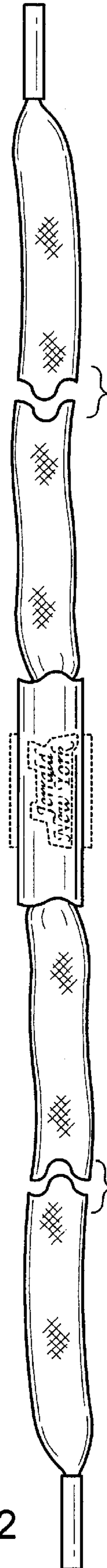


FIG. 2

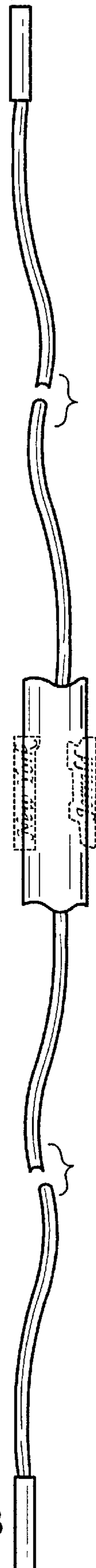


FIG. 3

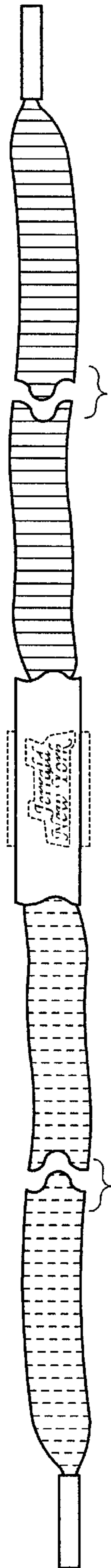


FIG. 5




FIG. 6