



US00D479392S

(12) **United States Design Patent**  
**Hillyer**

(10) **Patent No.:** **US D479,392 S**

(45) **Date of Patent:** **\*\* Sep. 9, 2003**

(54) **FOOTWEAR UPPER PORTION**

(75) Inventor: **Chris Hillyer**, Boulder, CO (US)

(73) Assignee: **Salomon S.A.**, Metz-Tessy (FR)

(\*\*) Term: **14 Years**

(21) Appl. No.: **29/161,787**

(22) Filed: **Jun. 5, 2002**

(51) **LOC (7) Cl.** ..... **02-99**

(52) **U.S. Cl.** ..... **D2/972**

(58) **Field of Search** ..... D2/896, 902, 907,  
D2/943, 944, 946, 969, 972-974; 36/45,  
50.1, 77 M, 77 R, 83, 88, 113, 114, 126-130

(56) **References Cited**

**U.S. PATENT DOCUMENTS**

D294,998 S	*	4/1988	Brown et al.	.....	D2/972
D296,262 S	*	6/1988	Brown et al.	.....	D2/973
D355,756 S	*	2/1995	Vestuti	.....	D2/969
D401,755 S		12/1998	Zinovieff	.....	D2/972
D435,336 S		12/2000	Barret et al.	.....	D2/972
D451,269 S		12/2001	Burt	.....	D2/972
D452,068 S	*	12/2001	Laberge et al.	.....	D2/972
D458,741 S	*	6/2002	Rogers	.....	D2/969
D468,898 S	*	1/2003	Wilson	.....	D2/969

\* cited by examiner

*Primary Examiner*—Dominic Simone

(74) *Attorney, Agent, or Firm*—Greenblum & Bernstein, P.L.C.

(57) **CLAIM**

I claim the ornamental design for a footwear upper portion, as shown and described.

**DESCRIPTION**

FIG. 1 is a perspective view of a footwear upper portion, seen from the front and right side thereof, showing my new design;

FIG. 2 is a perspective view of the footwear upper portion of my design, seen from the rear and right side thereof;

FIG. 3 is a right side view thereof; and,

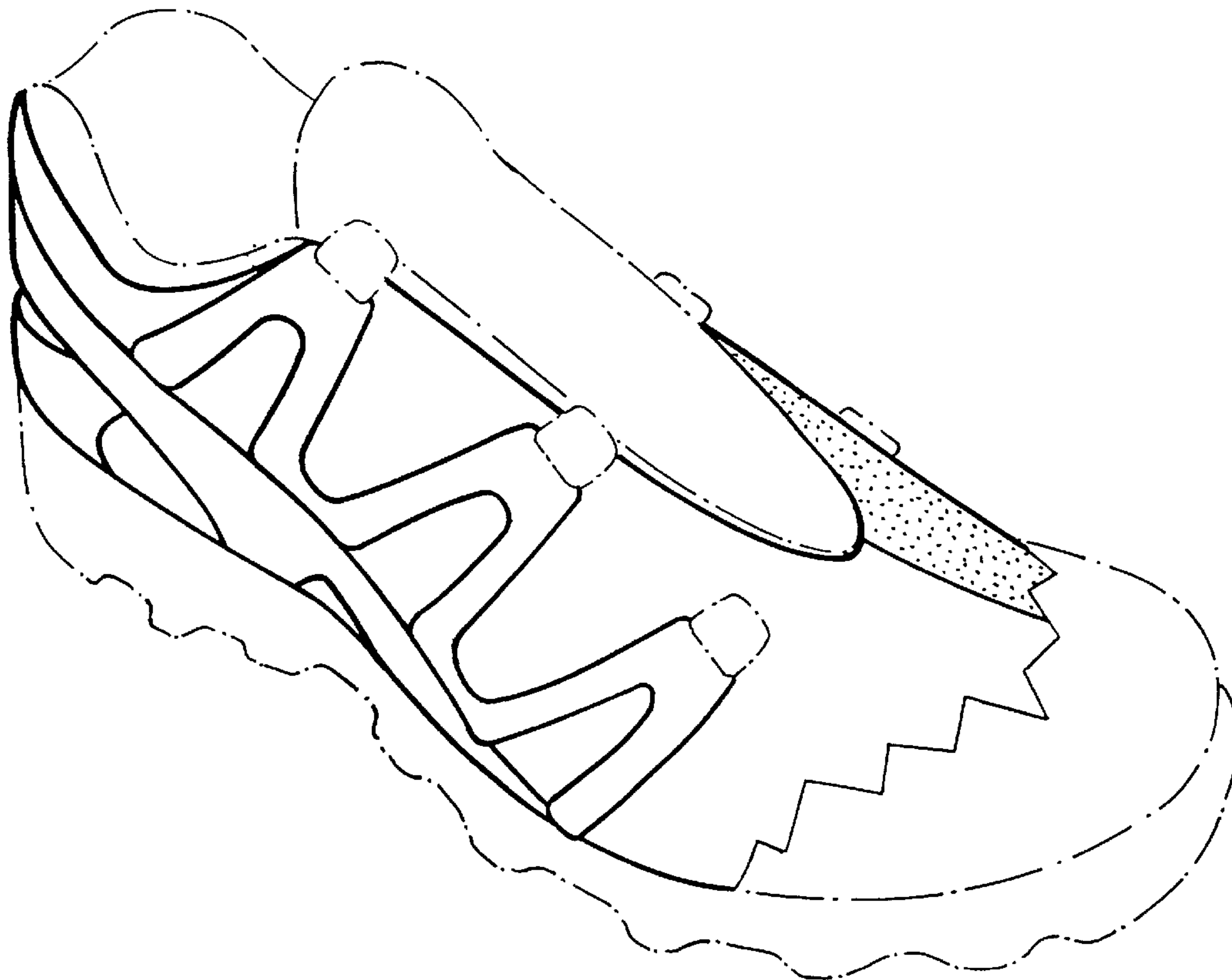
FIG. 4 is a top view thereof.

The broken line showing of the sole and other parts of the footwear upper portion is for illustrative purposes only and forms no part of the claimed design.

The unstippled right side of the footwear upper portion and the stippled left side of the footwear upper portion is indicative of a difference in contrast and/or color.

Except for the aforementioned difference in contrast and/or color, the left side view is substantially a mirror image of the right side.

**1 Claim, 3 Drawing Sheets**



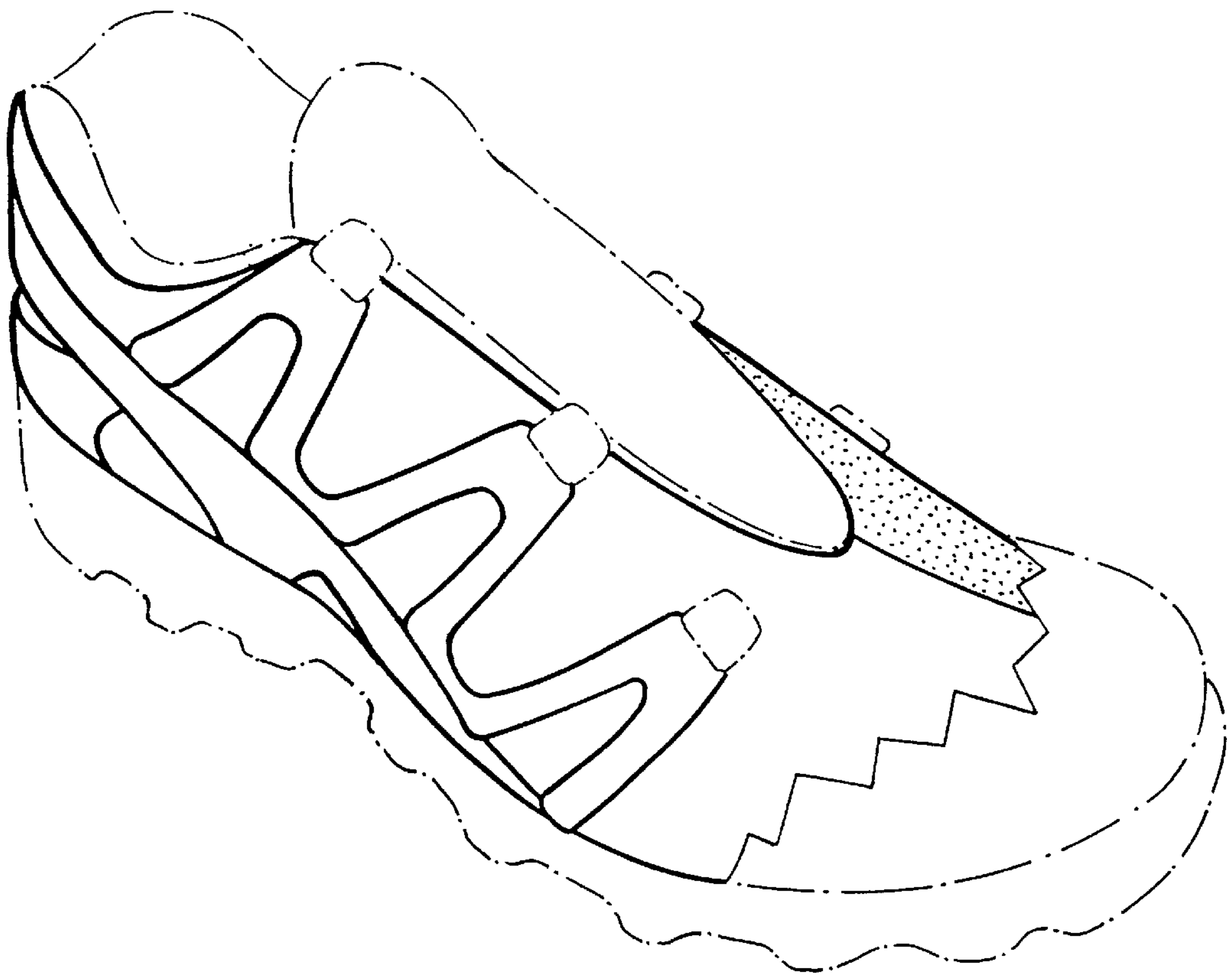


FIG. 1

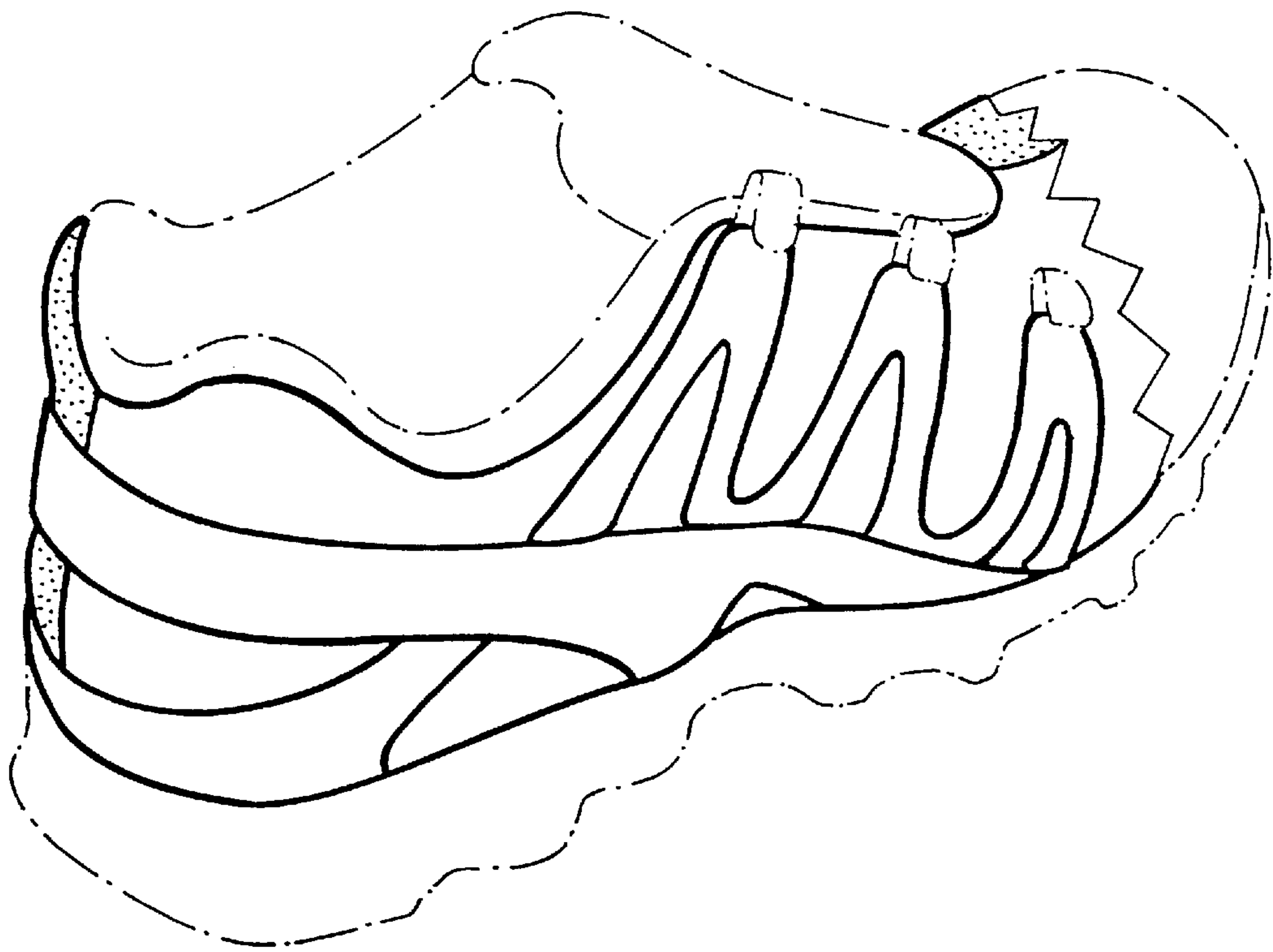


FIG. 2




FIG. 3



FIG. 4