



US00D479391S

(12) **United States Design Patent**
Hillyer

(10) **Patent No.:** **US D479,391 S**

(45) **Date of Patent:** **** Sep. 9, 2003**

(54) **FOOTWEAR UPPER PORTION**

(75) Inventor: **Chris Hillyer**, Boulder, CO (US)

(73) Assignee: **Salomon S.A.**, Metz-Tessy (FR)

(**) Term: **14 Years**

(21) Appl. No.: **29/161,786**

(22) Filed: **Jun. 5, 2002**

(51) **LOC (7) Cl.** **02-99**

(52) **U.S. Cl.** **D2/972**

(58) **Field of Search** D2/896, 902, 907,
D2/943, 944, 946, 969, 972-974; 36/45,
50.1, 77 M, 77 R, 83, 88, 113, 114, 126-130

(56) **References Cited**

U.S. PATENT DOCUMENTS

D413,195 S	*	8/1999	Smith, III	D2/972
D451,268 S		12/2001	Laberge et al.	D2/972
D452,068 S		12/2001	Laberge et al.	D2/972
D467,718 S	*	12/2002	Holmes	D2/972

* cited by examiner

Primary Examiner—Dominic Simone

(74) *Attorney, Agent, or Firm*—Greenblum & Bernstein, P.L.C.

(57) **CLAIM**

I claim the ornamental design for a footwear upper portion, as shown and described.

DESCRIPTION

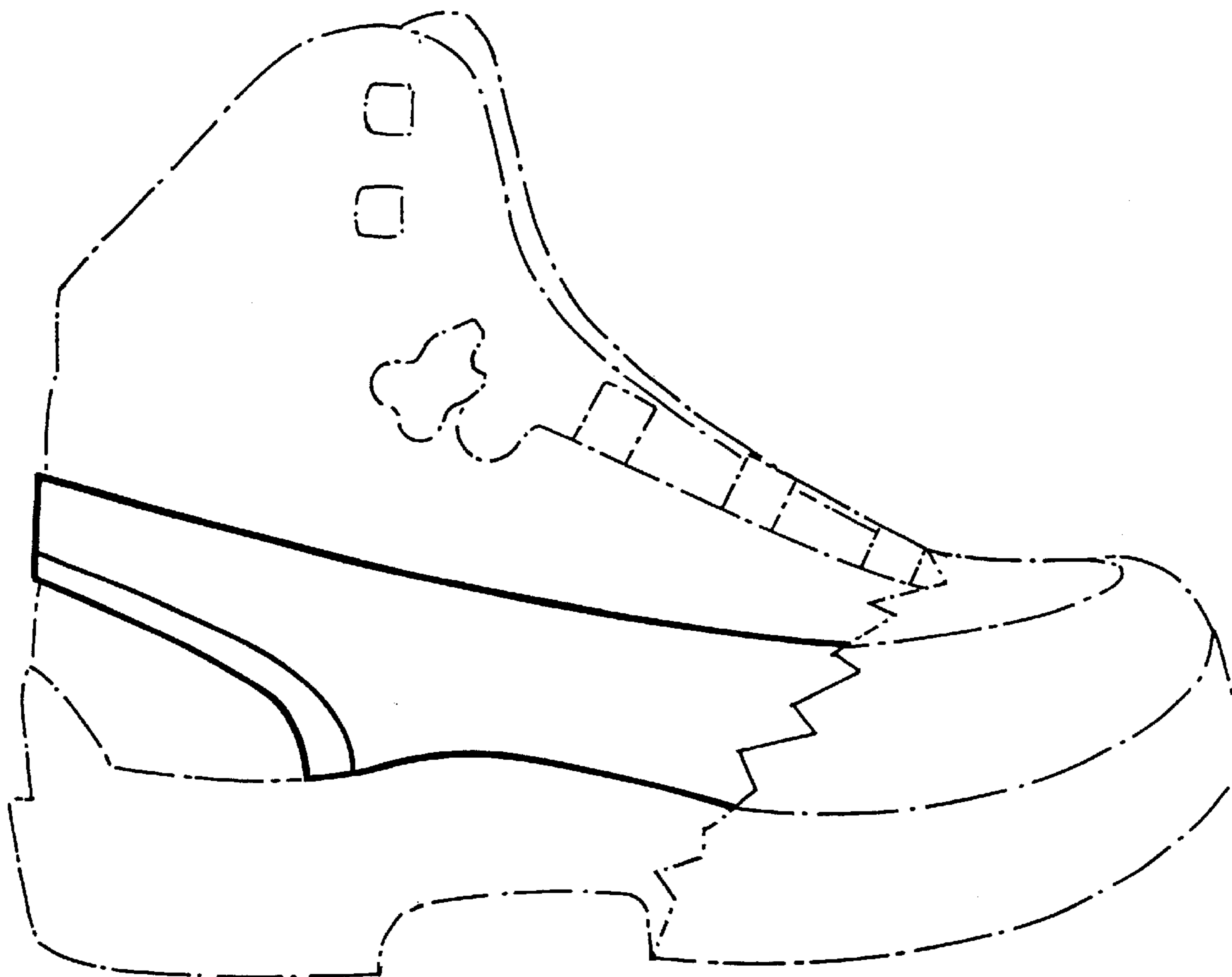
FIG. 1 is a perspective view of a footwear upper portion, seen from the front and right side thereof, showing my new design;

FIG. 2 is a right side view thereof, the left side of the footwear upper of my design being a substantial mirror image of the right side; and,

FIG. 3 is a perspective view of the footwear upper portion of my design, seen from the rear and right side thereof.

The broken line showing in the figures of the sole and other parts of the footwear upper is for illustrative purposes only and forms no part of the claimed design.

1 Claim, 3 Drawing Sheets



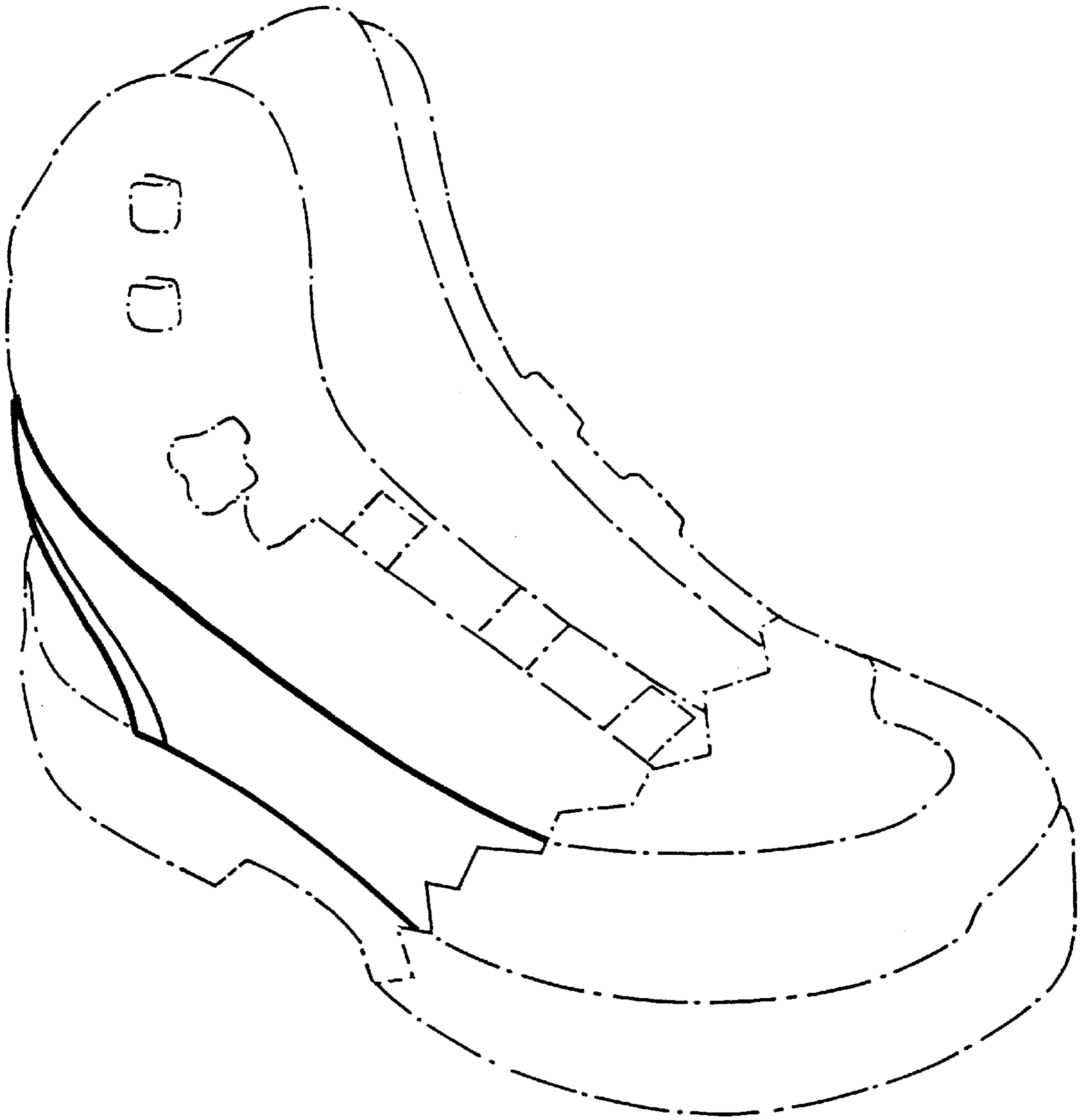


FIG. 1

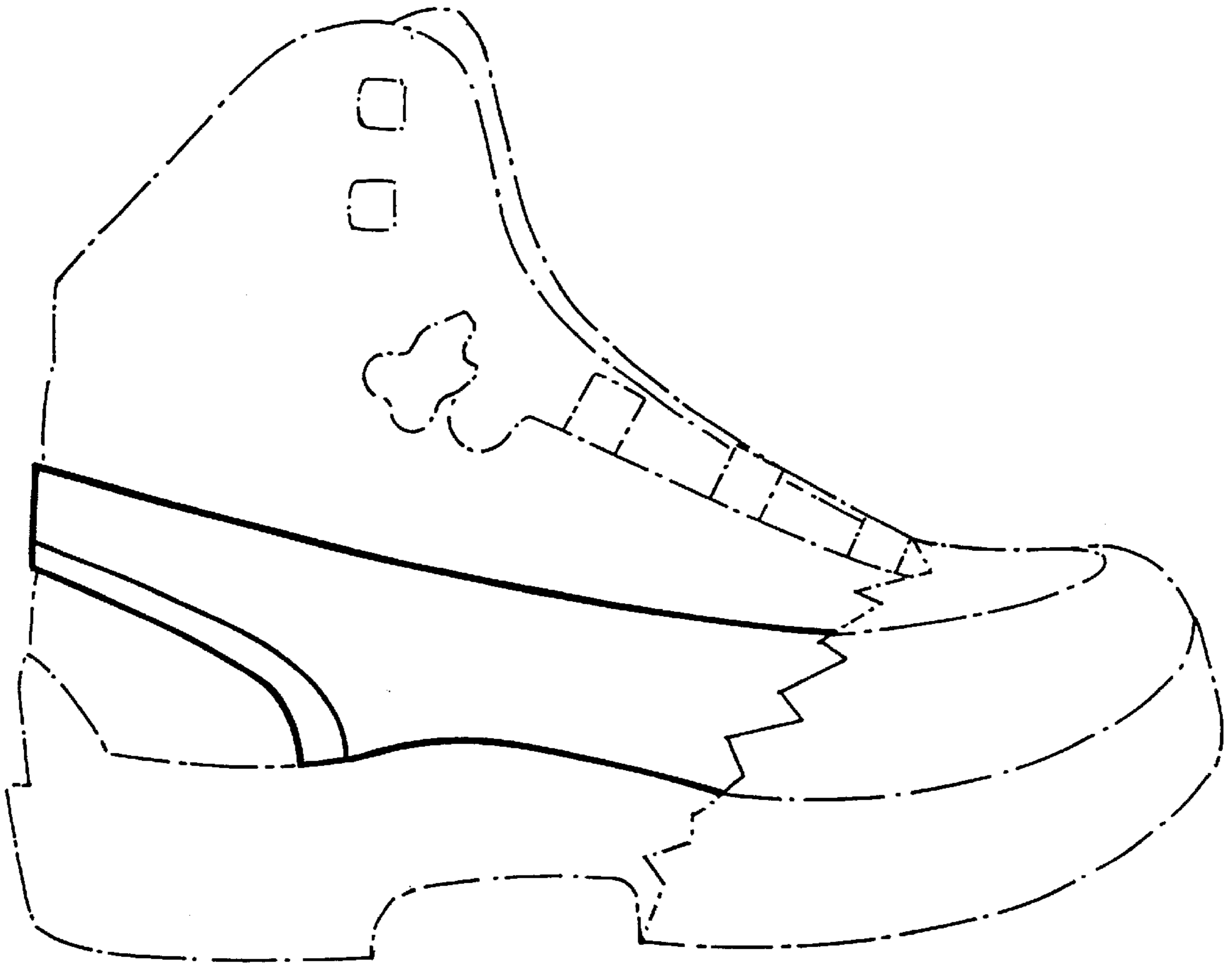


FIG. 2

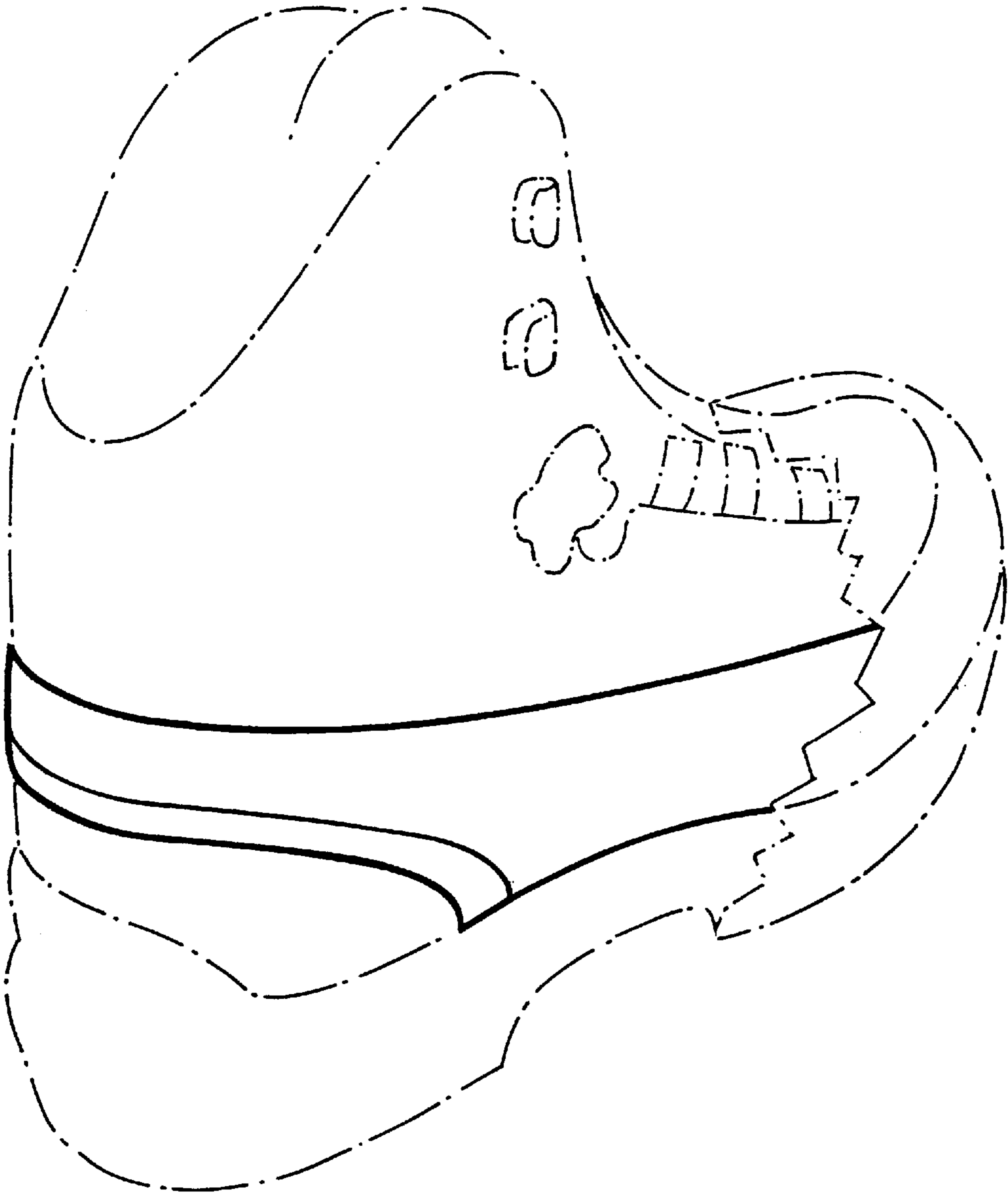


FIG. 3