



US00D479375S

(12) **United States Design Patent**
Gringer et al.

(10) **Patent No.:** **US D479,375 S**

(45) **Date of Patent:** **** Sep. 2, 2003**

(54) **DETAIL SCRAPER**

4,768,254 A * 9/1988 Bell 15/236.01
D461,938 S * 8/2002 Backman et al. D32/48

(75) Inventors: **Donald Gringer**, New York, NY (US);
Yuan Fang Cheng, Forest Hills, NY (US)

* cited by examiner

(73) Assignee: **Allway Tools, Inc.**, Bronx, NY (US)

Primary Examiner—Alan P. Douglas

Assistant Examiner—Lavone D. Tabor

(**) Term: **14 Years**

(74) *Attorney, Agent, or Firm*—Gottlieb, Rackman & Reisman

(21) Appl. No.: **29/170,009**

(57) **CLAIM**

(22) Filed: **Oct. 30, 2002**

The ornamental design for a detail scraper, as shown and described.

(51) **LOC (7) Cl.** **08-05**

DESCRIPTION

(52) **U.S. Cl.** **D32/48; D32/49**

(58) **Field of Search** D32/40, 46, 48,
D32/49; D8/98; 7/105, 167; 15/236.01,
236.02, 143.1; 16/110.1, 430, 431; 30/164.9,
169, 171, 344

FIG. 1 is a top plan view of the detail scraper showing my new design; the fixing elements are shown in dotted lines for illustrative purposes only and form no part of the claimed design;

FIG. 2 is a front end view thereof;

FIG. 3 is a back end view thereof;

FIG. 4 is a bottom plan view thereof; and,

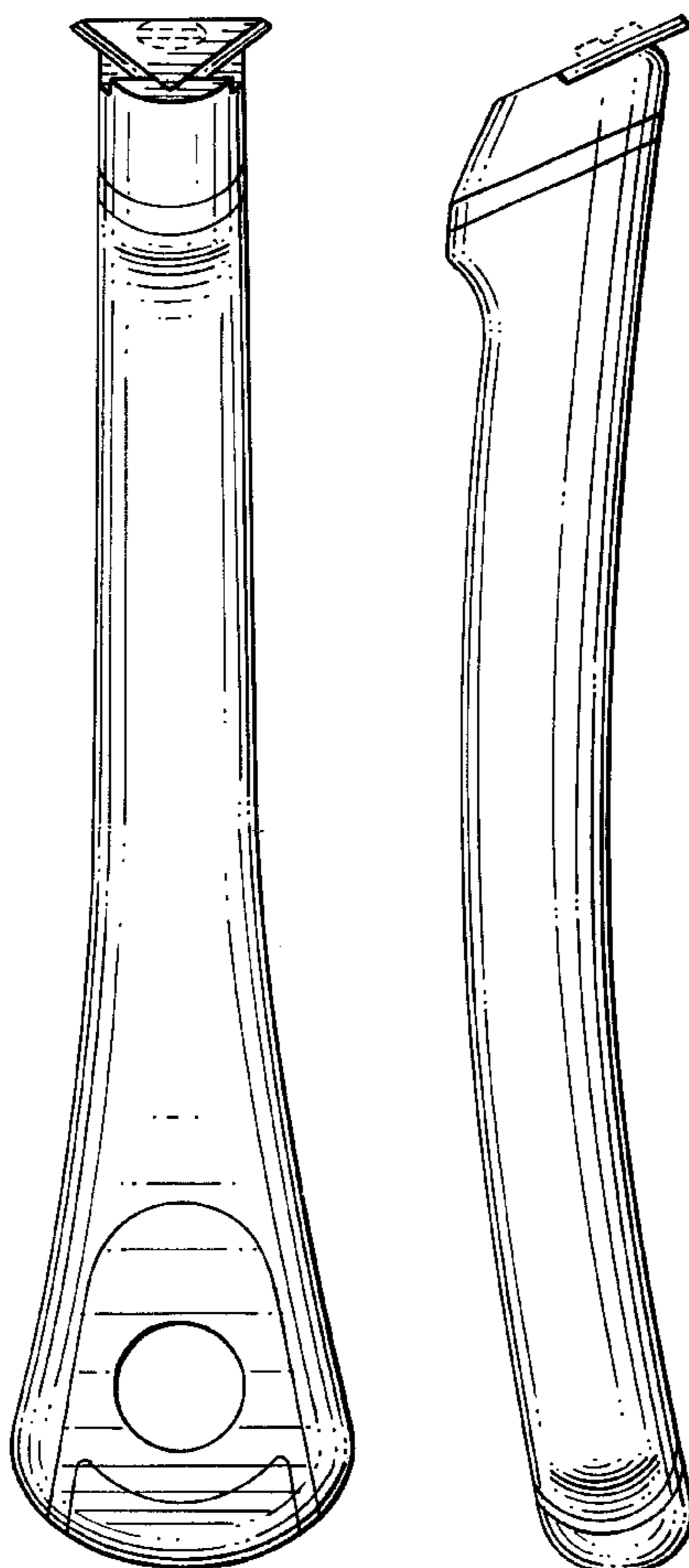
FIG. 5 is a side view thereof, the opposing side view being a mirror image thereof.

(56) **References Cited**

U.S. PATENT DOCUMENTS

33,138 A * 8/1861 Gibbs 30/171
911,536 A * 2/1909 Banke 30/169 X
D179,487 S * 1/1957 Miller D32/48

1 Claim, 2 Drawing Sheets



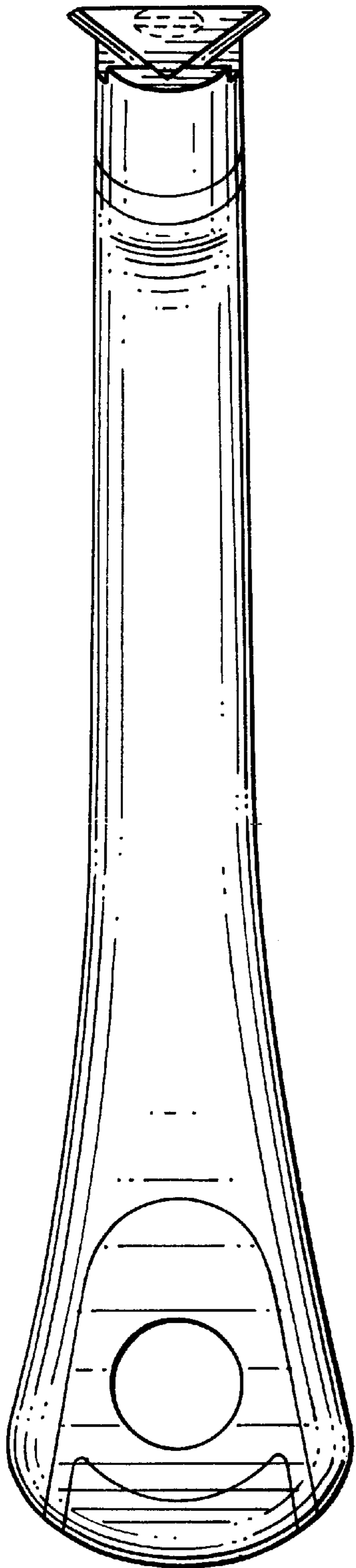


FIG. 1




FIG. 2

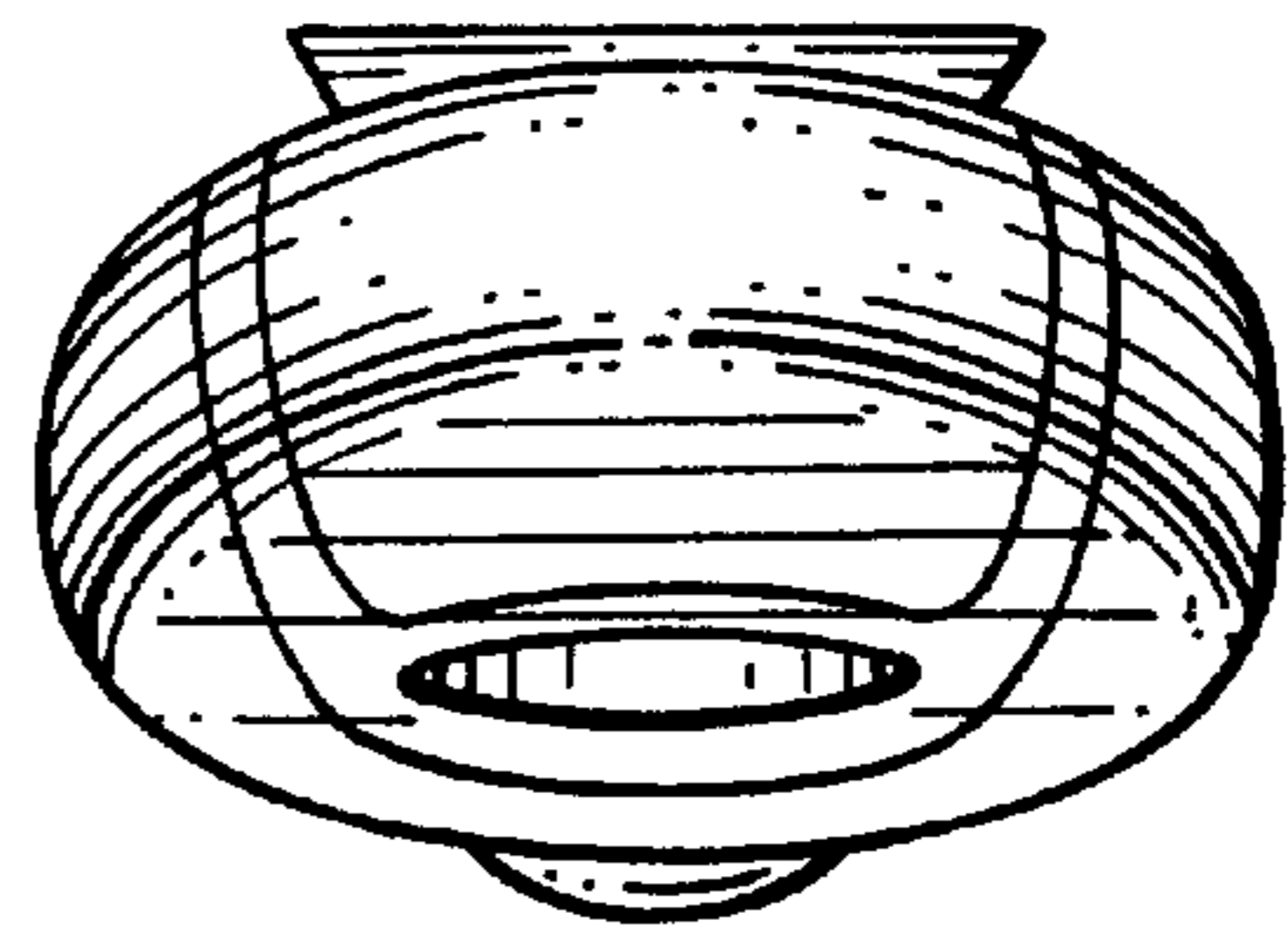


FIG. 3

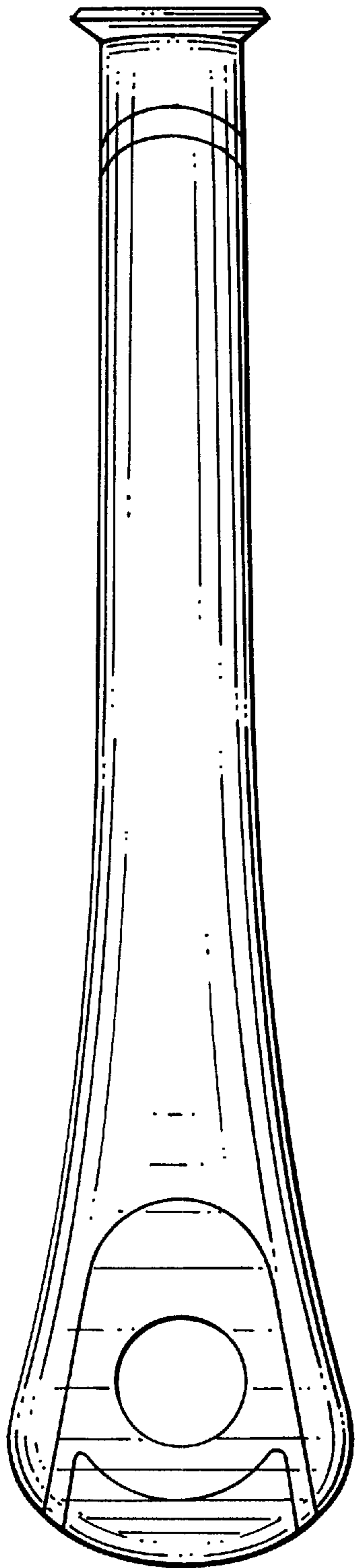


FIG. 4

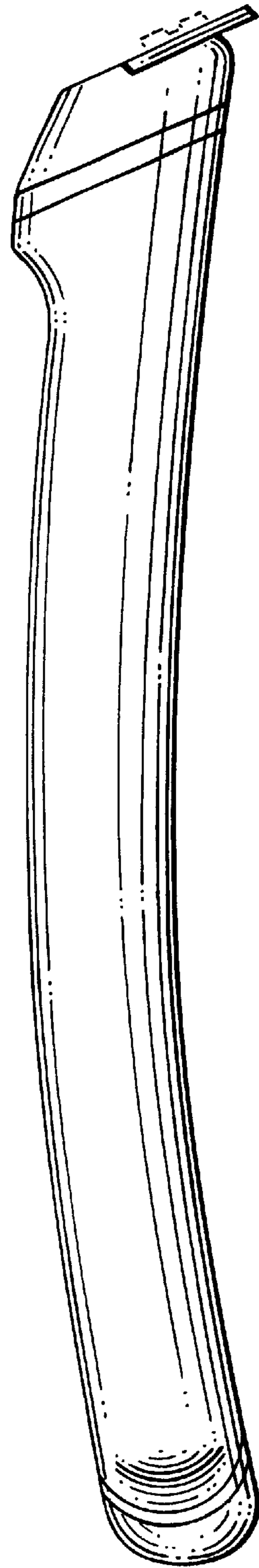


FIG. 5