



US00D479374S

(12) **United States Design Patent**
Gringer et al.

(10) **Patent No.:** **US D479,374 S**

(45) **Date of Patent:** **** Sep. 2, 2003**

(54) **TWO-HANDED SCRAPER**

(75) Inventors: **Donald Gringer**, New York, NY (US);
Yuan Fang Cheng, Forest Hills, NY (US)

(73) Assignee: **Allway Tools, Inc.**, Bronx, NY (US)

(**) Term: **14 Years**

(21) Appl. No.: **29/170,006**

(22) Filed: **Oct. 30, 2002**

(51) **LOC (7) Cl.** **08-05**

(52) **U.S. Cl.** **D32/48; D32/49**

(58) **Field of Search** D32/40, 46, 48,
D32/49; D8/98; 7/105, 167; 15/236.01,
236.02, 143.1; 16/110.1, 430, 431; 30/164.9,
169, 171, 344

(56) **References Cited**

U.S. PATENT DOCUMENTS

D303,861 S * 10/1989 Chen D32/48
5,097,554 A * 3/1992 McLaughlin 7/105

D453,251 S * 1/2002 Gringer et al. D32/48
D459,043 S * 6/2002 Bäckman et al. D32/49

* cited by examiner

Primary Examiner—Alan P. Douglas

Assistant Examiner—Lavone D. Tabor

(74) *Attorney, Agent, or Firm*—Gottlieb, Rackman & Reisman

(57) **CLAIM**

The ornamental design for a two-handed scraper, as shown and described.

DESCRIPTION


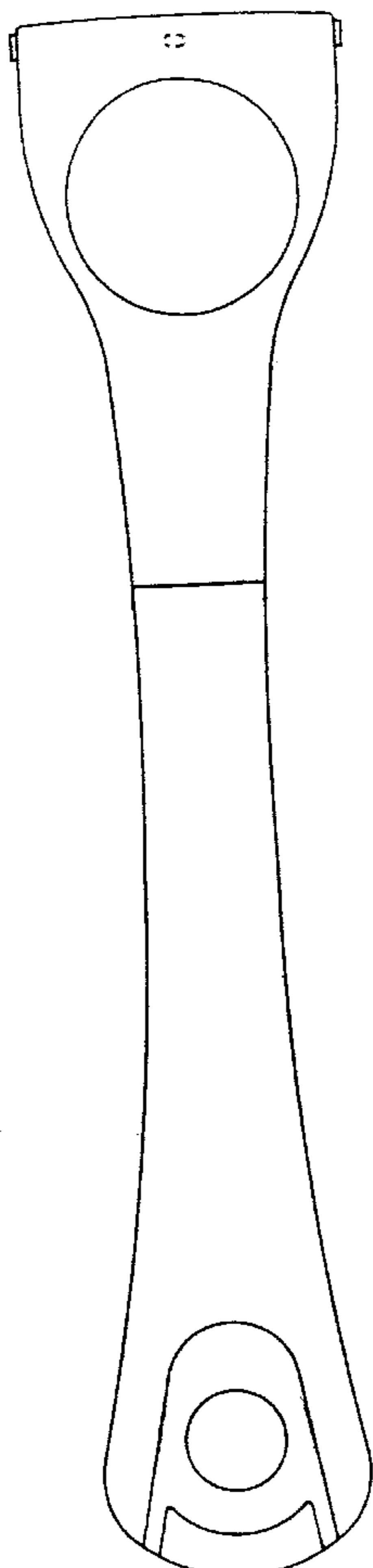
FIG. 1 is a top plan view of the two-handed scraper showing my new design; the fixing and support elements are shown in dotted lines for illustrative purposes only and form no part of the claimed design;

FIG. 2 is a right side view thereof, the left side view being a mirror image thereof;

FIG. 3 is a bottom plan view thereof; and,

FIG. 4 is a front end view thereof.

1 Claim, 2 Drawing Sheets



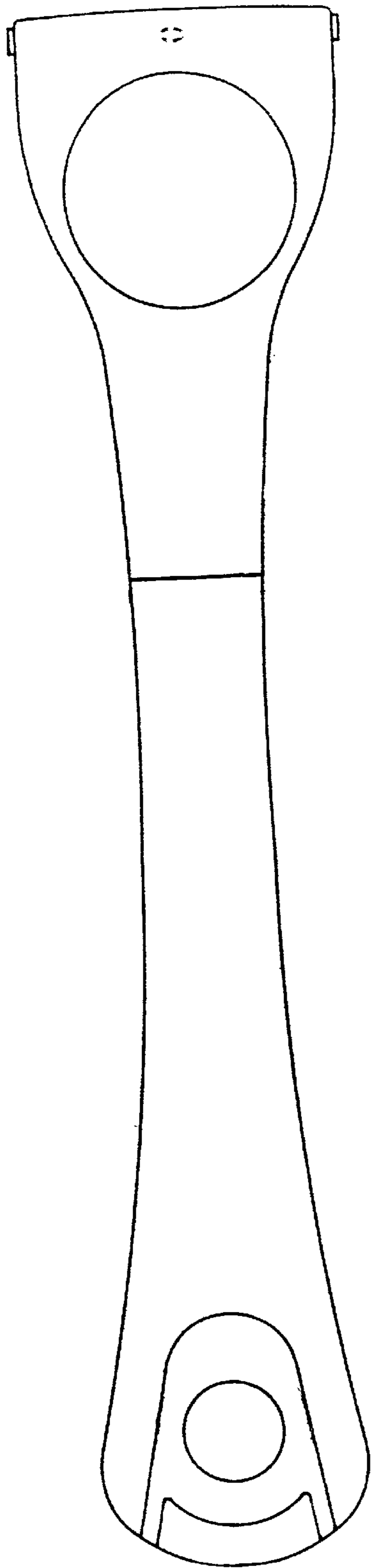


FIG. 1

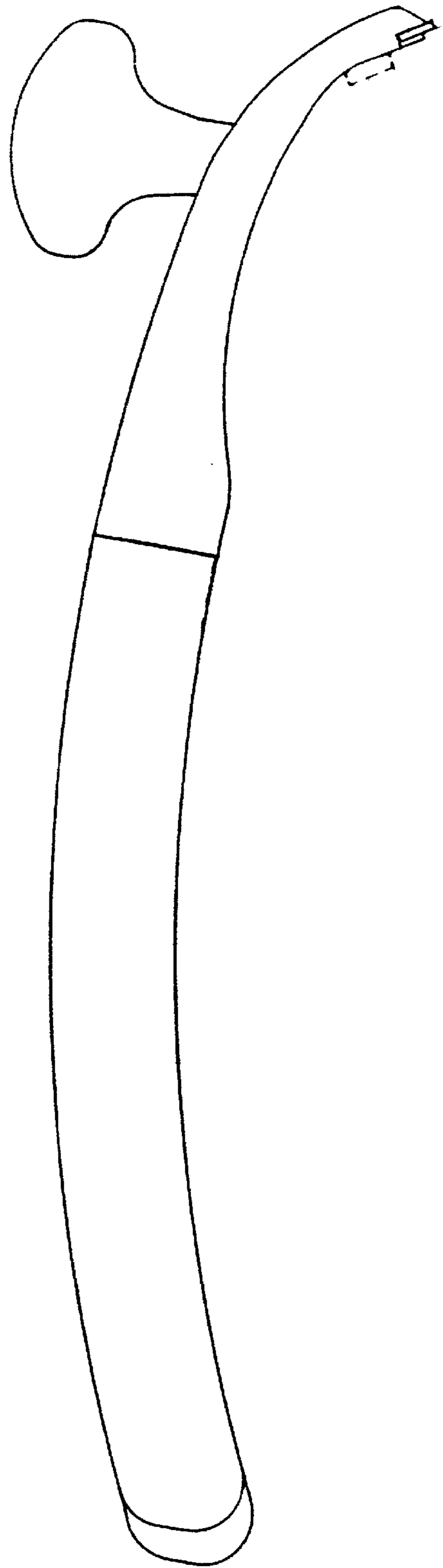


FIG. 2

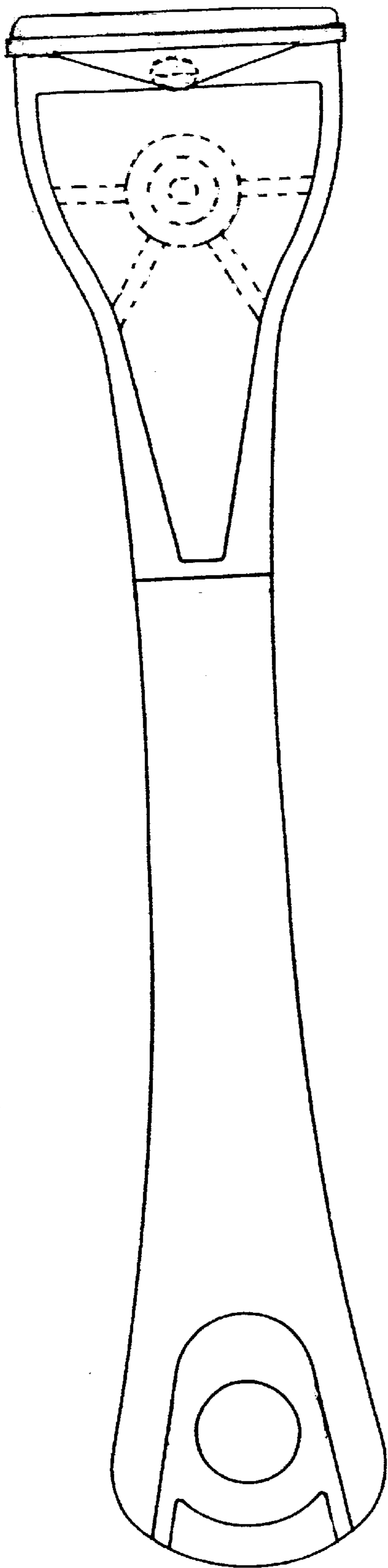


FIG. 3

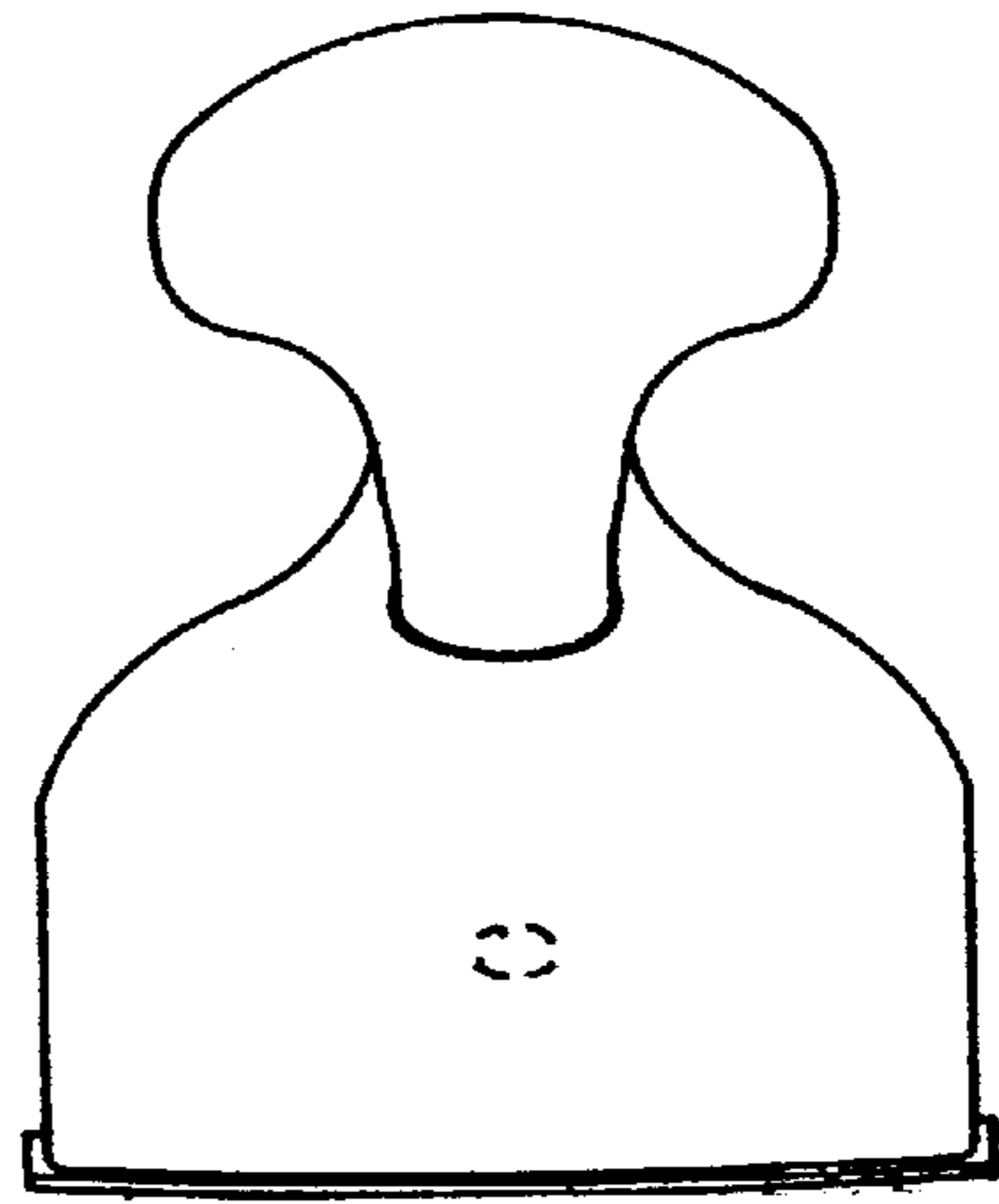


FIG. 4