



US00D479360S

(12) **United States Design Patent**
Nishizawa et al.

(10) **Patent No.:** **US D479,360 S**

(45) **Date of Patent:** **** Sep. 2, 2003**

(54) **ELECTRIC RAZOR**

(75) Inventors: **Tsuyoshi Nishizawa, Yokohama (JP);
Etsushi Muramatsu, Yokohama (JP);
Takumi Adachi, Yokohama (JP)**

(73) Assignee: **Matsushita Electric Works, Ltd. (JP)**

(**) Term: **14 Years**

(21) Appl. No.: **29/170,532**

(22) Filed: **Nov. 7, 2002**

(30) **Foreign Application Priority Data**

May 31, 2002 (JP) 2002-014627

(51) **LOC (7) Cl.** **28-03**

(52) **U.S. Cl.** **D28/49**

(58) **Field of Search** D28/49-54; 30/32,
30/34.05, 34.1, 34.2, 41.9, 43, 43.1, 43.2,
43.3, 43.91, 43.92, 48-50, 526, 223

(56) **References Cited**

U.S. PATENT DOCUMENTS

D402,406 S * 12/1998 Jacobs D28/51
D421,320 S * 2/2000 Coffin et al. D28/48
D426,346 S * 6/2000 Ullmann D28/49

D429,376 S * 8/2000 Nagano et al. D28/49
D471,671 S * 3/2003 Nishizawa D28/51
2002/0092177 A1 * 7/2002 Eich et al. 30/223

* cited by examiner

Primary Examiner—Jennifer Rivard

(74) *Attorney, Agent, or Firm*—Rosenthal & Osha L.L.P.

(57) **CLAIM**

The ornamental design for an electric razor, as shown and described.

DESCRIPTION

FIG. 1 is a front view of the design according to the invention.

FIG. 2 is a rear view of the design according to the invention.

FIG. 3 is a left side view of the design according to the invention.

FIG. 4 is a right side view of the design according to the invention.

FIG. 5 is a top view of the design according to the invention.

FIG. 6 is a bottom view of the design according to the invention; and,

FIG. 7 is a perspective view of the design according to the invention.

1 Claim, 5 Drawing Sheets

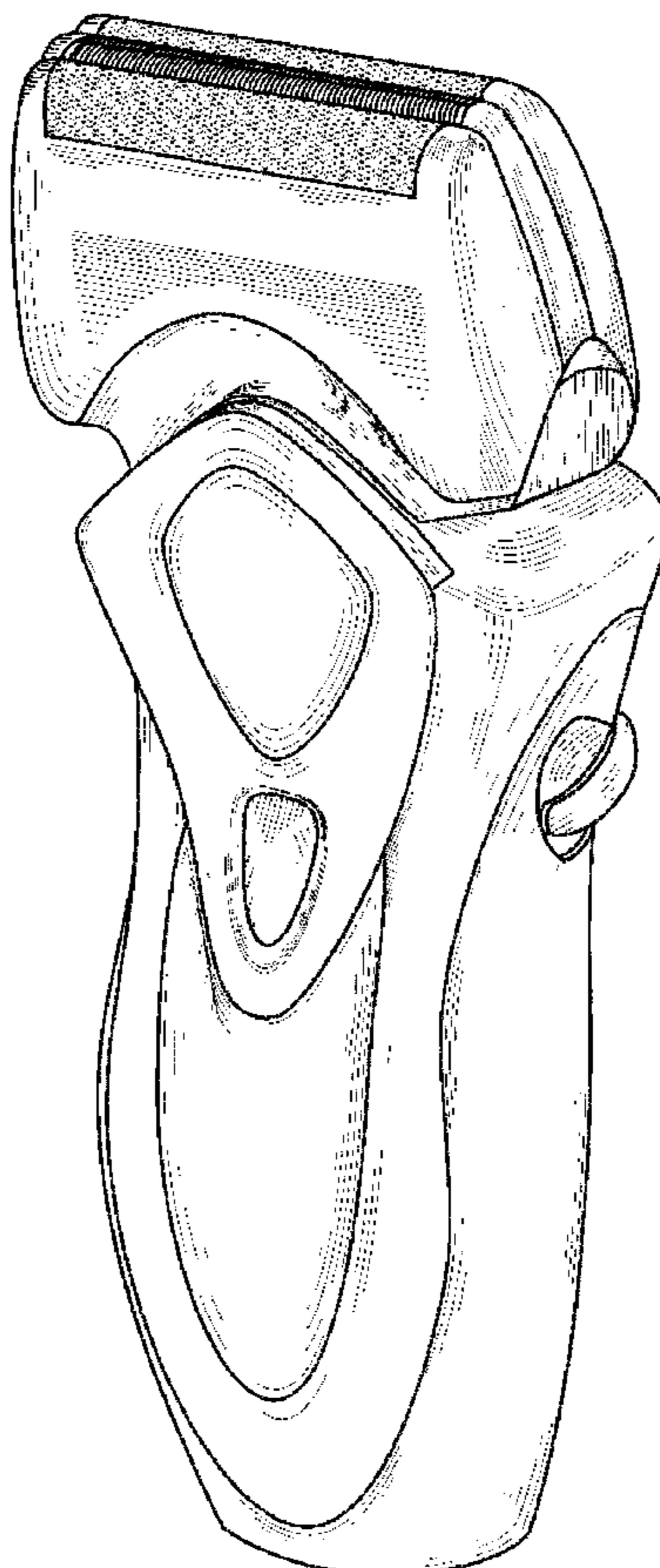


FIG. 1

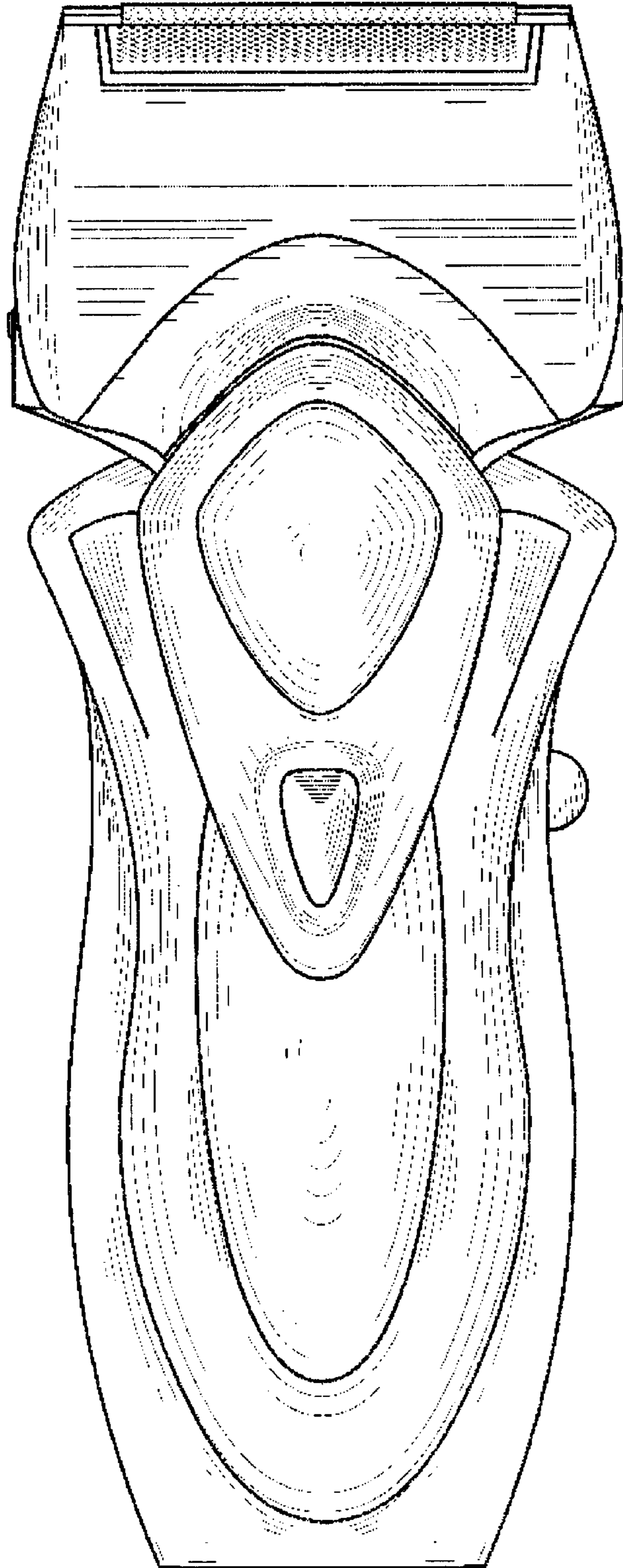


FIG. 2

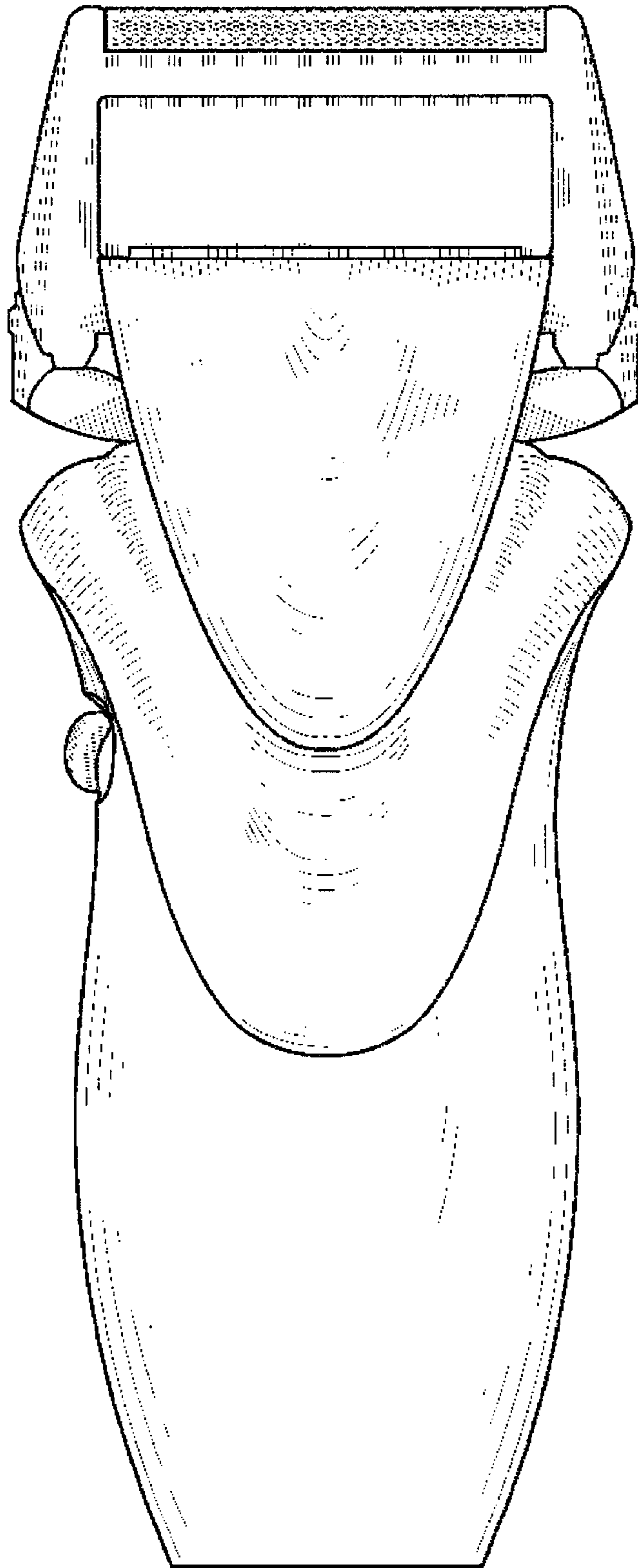


FIG. 3

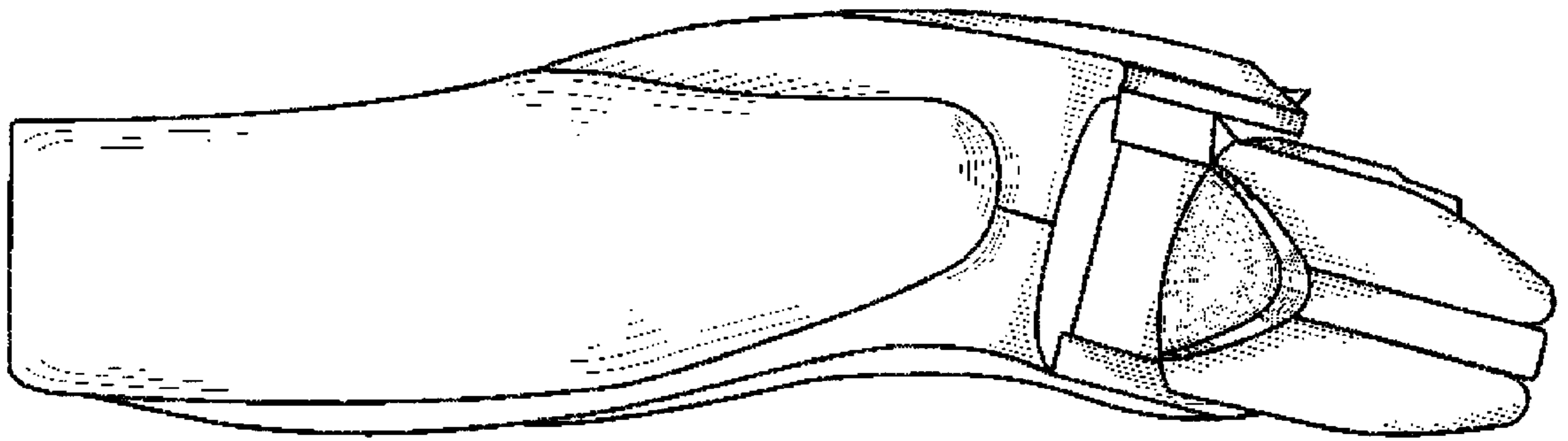


FIG. 4

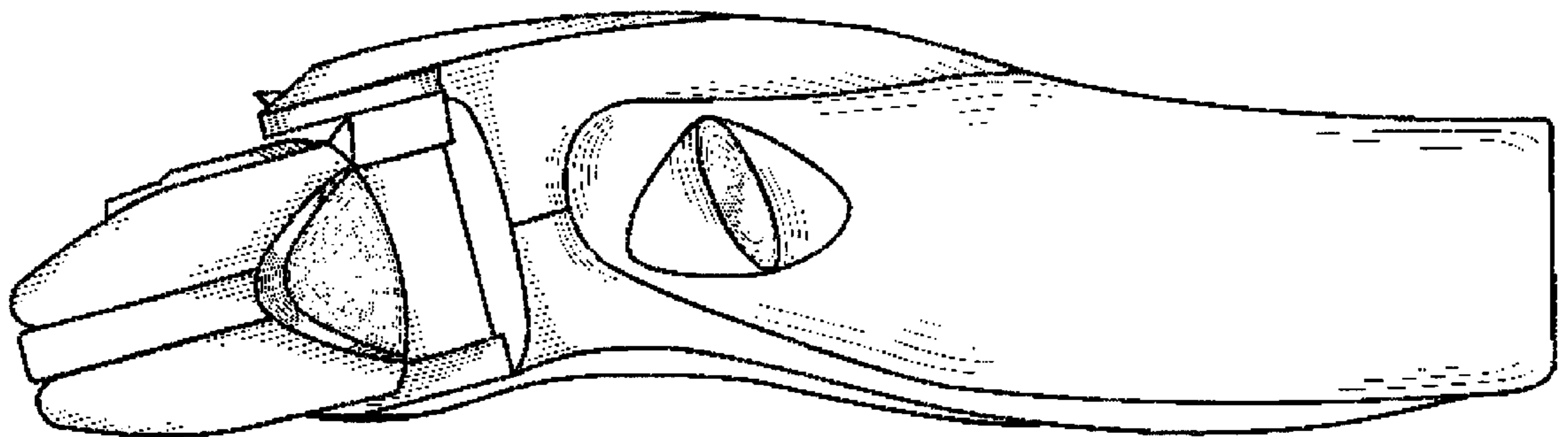


FIG. 5




FIG. 6

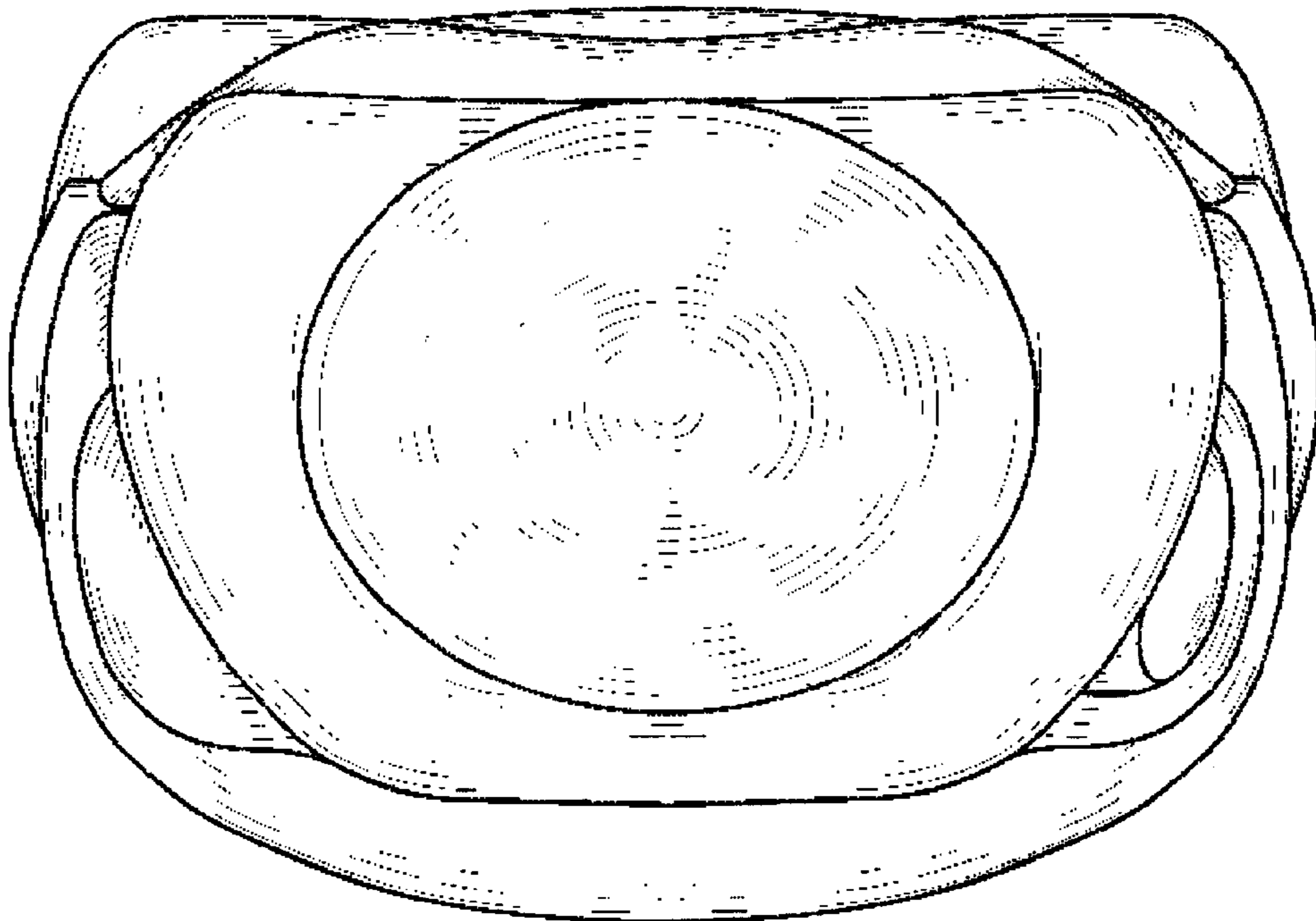


FIG. 7

