



US00D479359S

(12) **United States Design Patent**
Maesawa et al.

(10) **Patent No.:** **US D479,359 S**

(45) **Date of Patent:** **** Sep. 2, 2003**

(54) **ELECTRONIC SHAVER**

D429,376 S * 8/2000 Nagano et al. D28/49
D471,671 S * 3/2003 Nishizawa D28/51

(75) Inventors: **Naoki Maesawa**, Kadoma (JP);
Takumi Adachi, Kadoma (JP)

* cited by examiner

(73) Assignee: **Matsushita Electric Works, Ltd.**,
Kadoma (JP)

Primary Examiner—Jennifer Rivard
(74) *Attorney, Agent, or Firm*—Oblon, Spivak, McClelland,
Maier & Neustadt, P.C.

(**) Term: **14 Years**

(57) **CLAIM**

(21) Appl. No.: **29/163,553**

The ornamental design for an electronic shaver, as shown
and described.

(22) Filed: **Jul. 9, 2002**

(30) **Foreign Application Priority Data**

Jan. 9, 2002 (JP) 2002-000247

DESCRIPTION

(51) **LOC (7) Cl.** **28-03**

FIG. 1 is a top, front and right side perspective view of an
electronic shaver, showing our design;

(52) **U.S. Cl.** **D28/49**

FIG. 2 is a front elevational view thereof;

(58) **Field of Search** D28/44-54; 30/34.1,
30/34.2, 34.05, 41.9, 43, 43.1, 43.2, 43.3,
43.91, 43.92, 48-50

FIG. 3 is a top plan view thereof;

FIG. 4 is a right side elevational view thereof;

FIG. 5 is a rear elevational view thereof;

FIG. 6 is a bottom plan view thereof; and,


FIG. 7 is a left side elevational view thereof.

(56) **References Cited**

U.S. PATENT DOCUMENTS

D374,504 S * 10/1996 Wahl D28/49

1 Claim, 4 Drawing Sheets






FIG. 1




FIG. 2

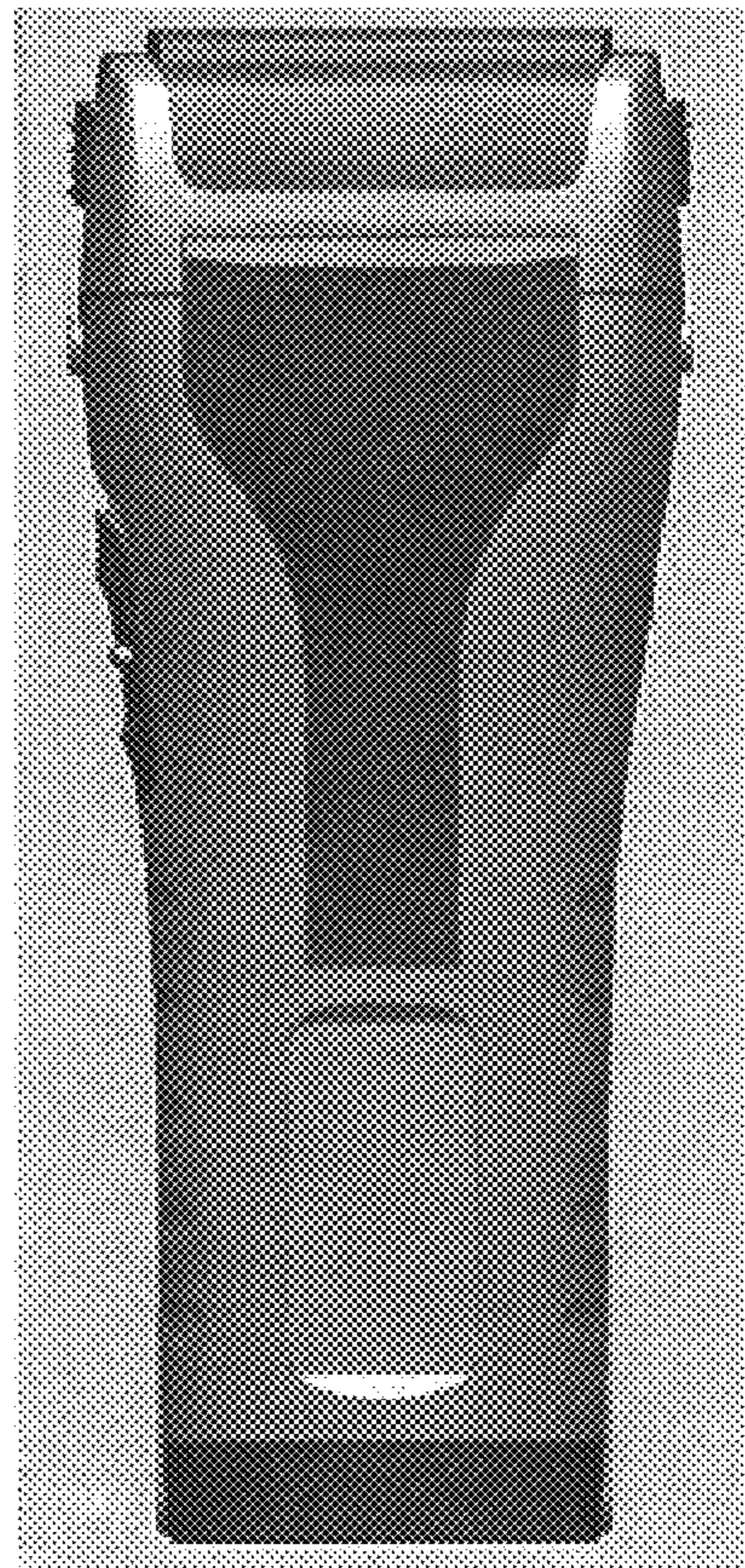


FIG. 5




FIG. 3




FIG. 6




FIG. 4

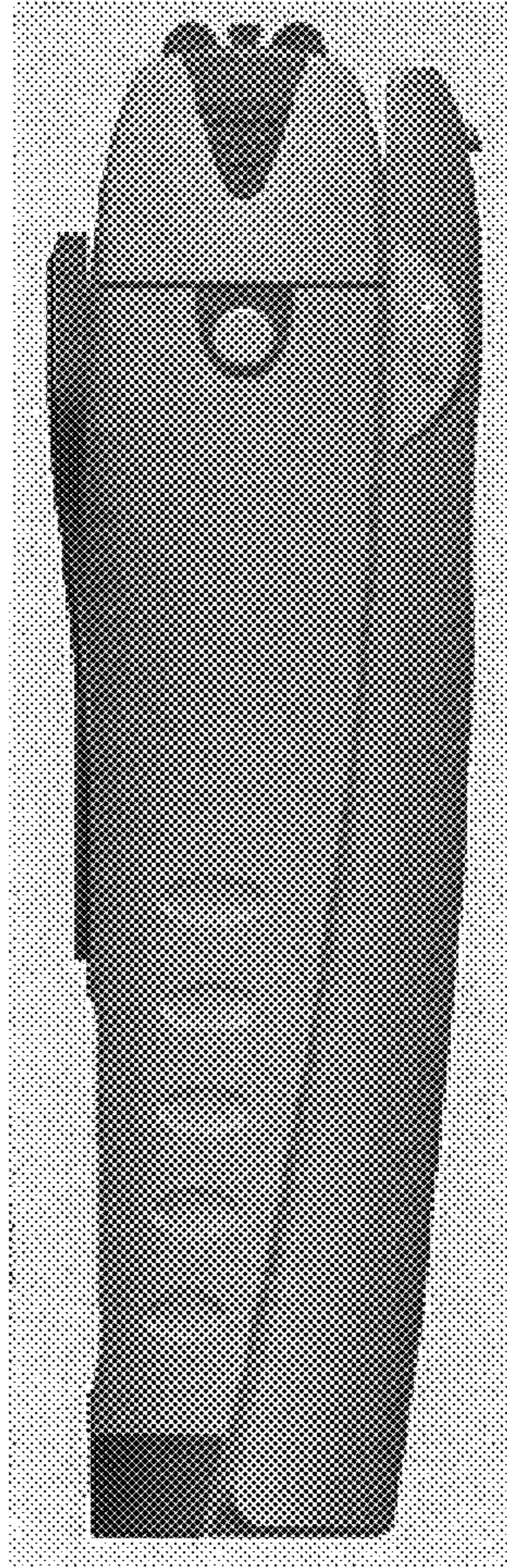


FIG. 7