



US00D479352S

(12) **United States Design Patent**
Ng

(10) **Patent No.:** **US D479,352 S**

(45) **Date of Patent:** **** Sep. 2, 2003**

(54) **PIVOT FLASHLIGHT**

(75) **Inventor:** **David Wai Wah Ng, Yuen Long (HK)**

(73) **Assignee:** **One World Technologies Limited,**
Hamilton (BM)

(**) **Term:** **14 Years**

(21) **Appl. No.:** **29/171,553**

(22) **Filed:** **Nov. 25, 2002**

(51) **LOC (7) Cl. 26-02**

(52) **U.S. Cl. D26/44**

(58) **Field of Search D26/37-50; 362/157,**
362/158, 171, 172, 173, 183-208

(56) **References Cited**

U.S. PATENT DOCUMENTS

D295,601 S	5/1988	Svetlik	D8/61
D303,107 S	8/1989	Maglica et al.	D13/6
D304,543 S	11/1989	Sommers et al.	D8/61
D322,205 S	12/1991	Liu	D8/61
D325,503 S	4/1992	Kikuchi et al.	D8/61
5,525,889 A	6/1996	Chan et al.	320/2
D378,434 S	* 3/1997	Petterson et al.	D26/44
D390,985 S	2/1998	Shiau	D26/43

D390,986 S	*	2/1998	Yuen	D26/44
D392,759 S		3/1998	Howard et al.	D26/44
D422,730 S		4/2000	Byler et al.	D26/44
D428,175 S		7/2000	Lynch et al.	D26/44
D441,267 S		5/2001	Heun	D8/61
D443,491 S		6/2001	Robson	D8/61

* cited by examiner

Primary Examiner—Marcus A. Jackson

(74) *Attorney, Agent, or Firm*—Andrew Y. Pang; Nexsen Pruet Jacobs & Pollard, LLC

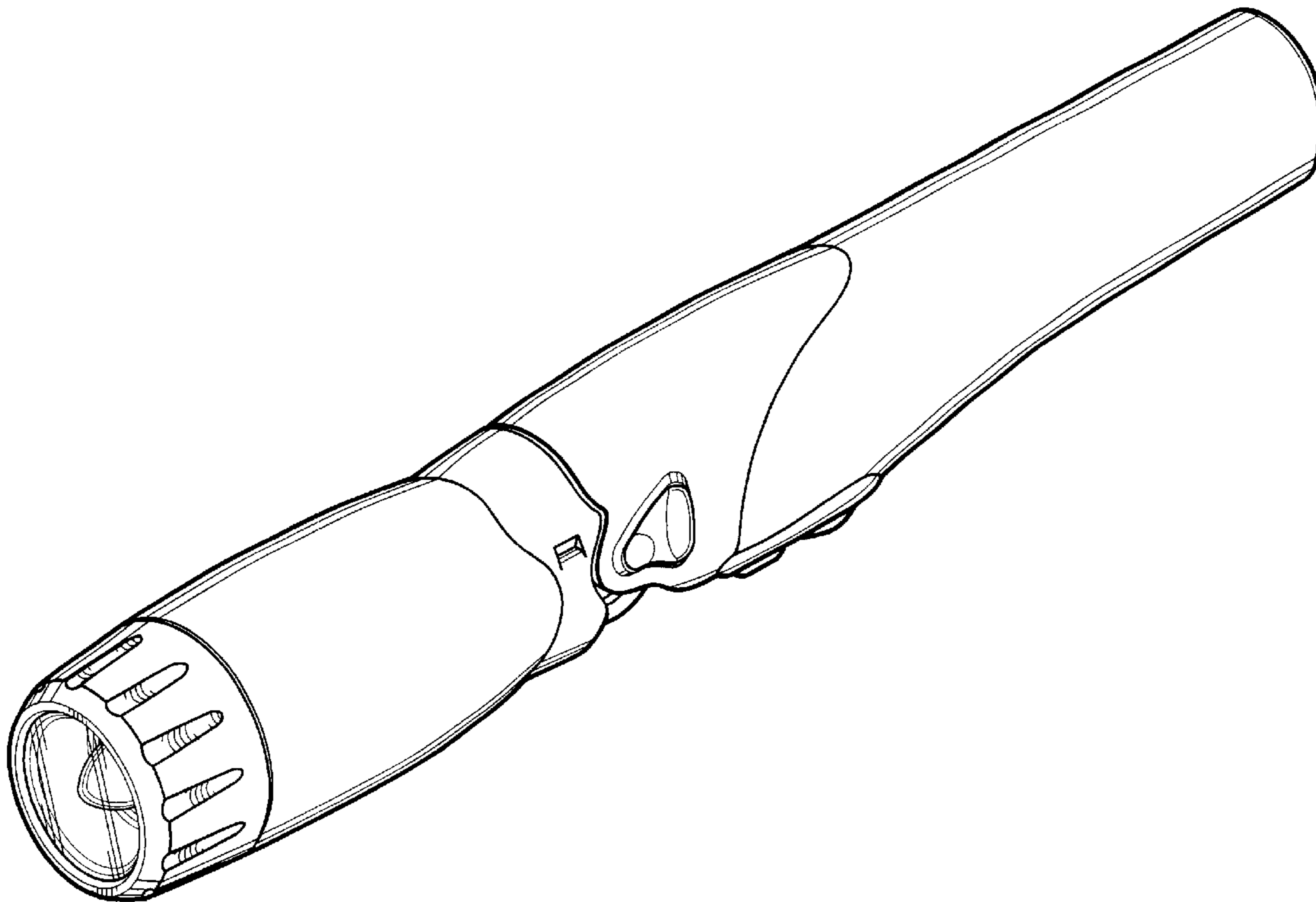
(57) **CLAIM**

The ornamental design for a pivot flashlight, as shown and described.

DESCRIPTION

FIG. 1 is a front perspective view of the pivot flashlight of the present invention;
FIG. 2 is a top view thereof;
FIG. 3 is a left side elevational view thereof;
FIG. 4 is a right side elevational view thereof;
FIG. 5 is a bottom view thereof;
FIG. 6 is a front end view thereof; and,
FIG. 7 is a rear end view thereof.

1 Claim, 2 Drawing Sheets



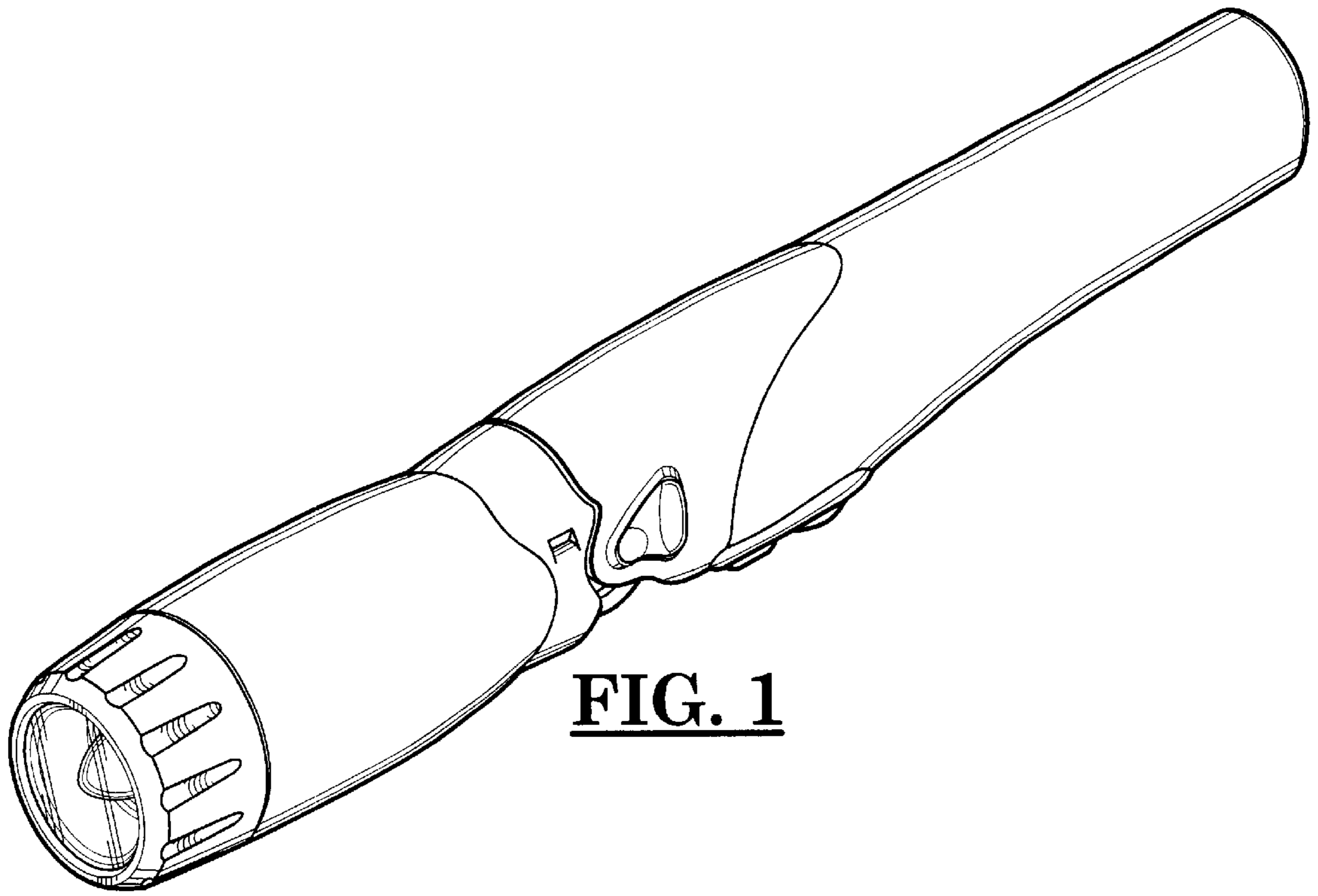


FIG. 1

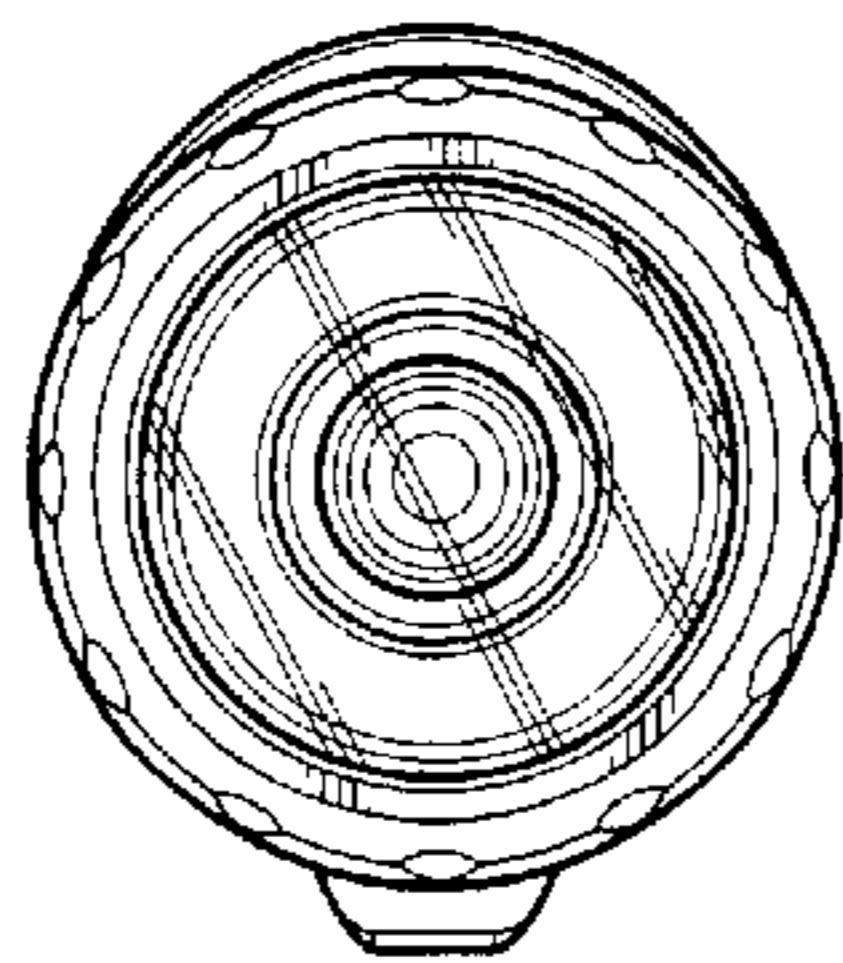


FIG. 6

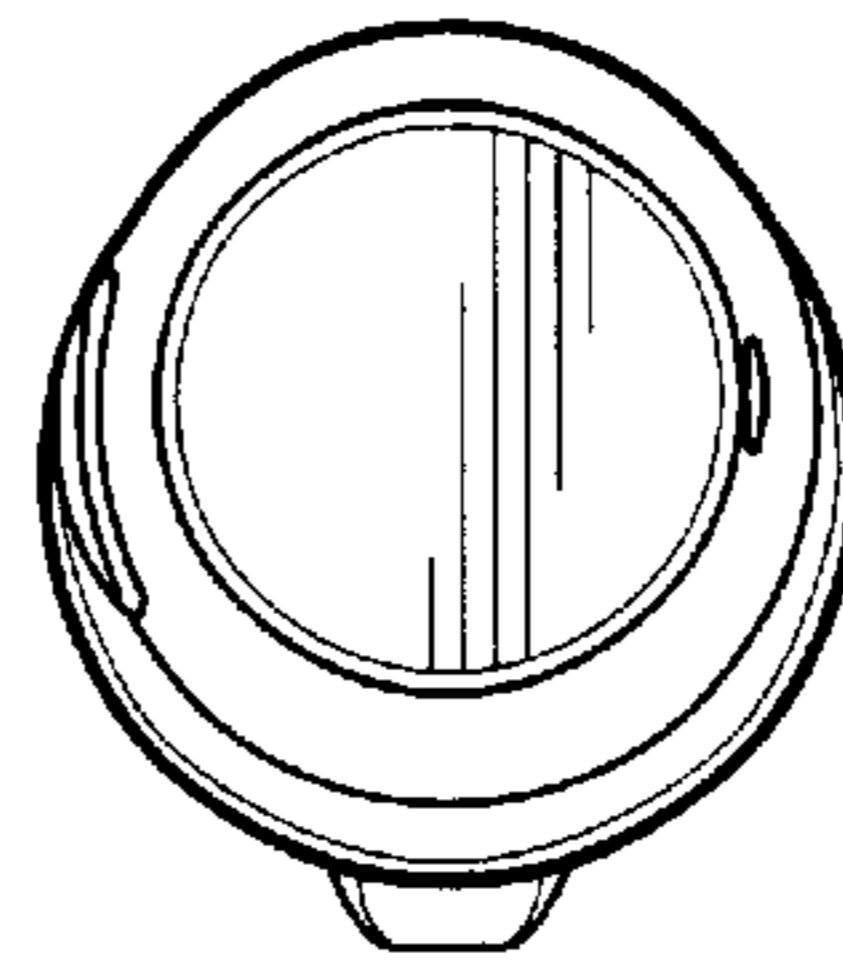


FIG. 7

FIG. 2




FIG. 3

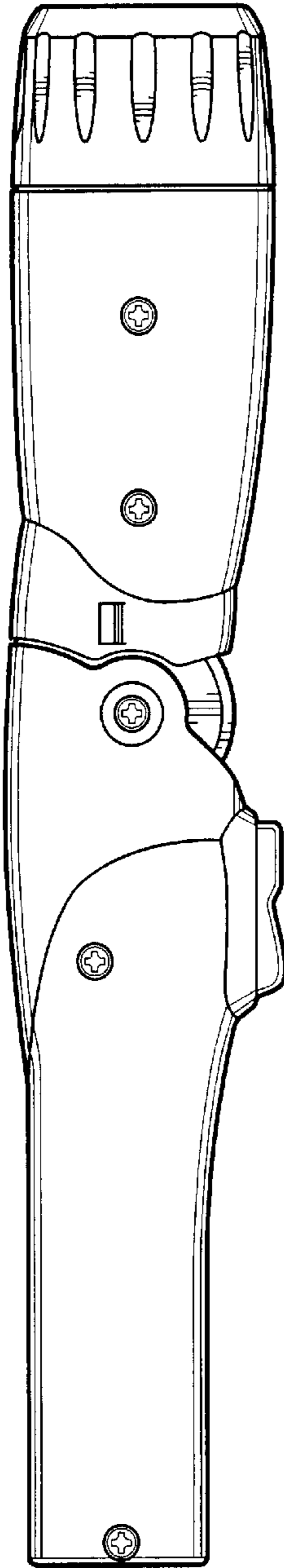


FIG. 4

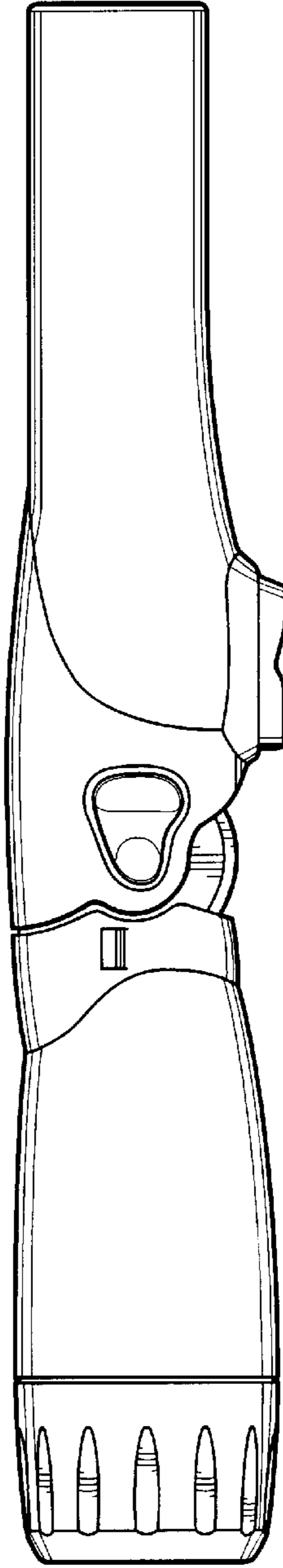


FIG. 5

