



US00D479325S

(12) **United States Design Patent**
Tyce

(10) **Patent No.:** **US D479,325 S**

(45) **Date of Patent:** **** Sep. 2, 2003**

(54) **MEDICAMENT DELIVERY DEVICE**

(75) Inventor: **Daniel Paul Charles Tyce,**
Warwickshire (GB)

(73) Assignee: **DCA Design International Limited,**
Warwick (GB)

(**) Term: **14 Years**

(21) Appl. No.: **29/166,760**

(22) Filed: **Sep. 5, 2002**

(30) **Foreign Application Priority Data**

Mar. 8, 2002 (GB) 3002038

(51) **LOC (7) Cl.** **24-02**

(52) **U.S. Cl.** **D24/114; D24/112; D24/113**

(58) **Field of Search** **D24/114, 113,**
D24/112, 147; 604/186, 185, 207, 209,
208, 218, 211, 156, 506, 6.5, 132, 136,
135, 137, 134, 198

(56) **References Cited**

U.S. PATENT DOCUMENTS

| | | | | | | |
|-----------|---|---|---------|------------------|-------|---------|
| 5,271,527 | A | * | 12/1993 | Haber et al. | | 604/186 |
| D380,827 | S | * | 7/1997 | Stringer et al. | | D24/112 |
| 6,056,728 | A | * | 5/2000 | von Schuckmann | | 604/207 |
| 6,110,149 | A | * | 8/2000 | Klitgaard et al. | | 604/209 |
| D471,976 | S | * | 3/2003 | Pavlu et al. | | D24/114 |

* cited by examiner

Primary Examiner—Ian Simmons

(74) *Attorney, Agent, or Firm*—Oliff & Berridge, PLC

(57) **CLAIM**

The ornamental design for a medicament delivery device, as shown and described.

DESCRIPTION

FIG. 1 is a front view of a medicament delivery device with a cap on the device;

FIG. 2 is a rear view thereof;

FIG. 3 is a left-side view thereof;

FIG. 4 is a right-side view thereof;

FIG. 5 is a top view thereof;

FIG. 6 is a bottom view thereof;

FIG. 7 is a front view thereof with the cap removed from the device;

FIG. 8 is a rear view thereof with the cap removed from the device;

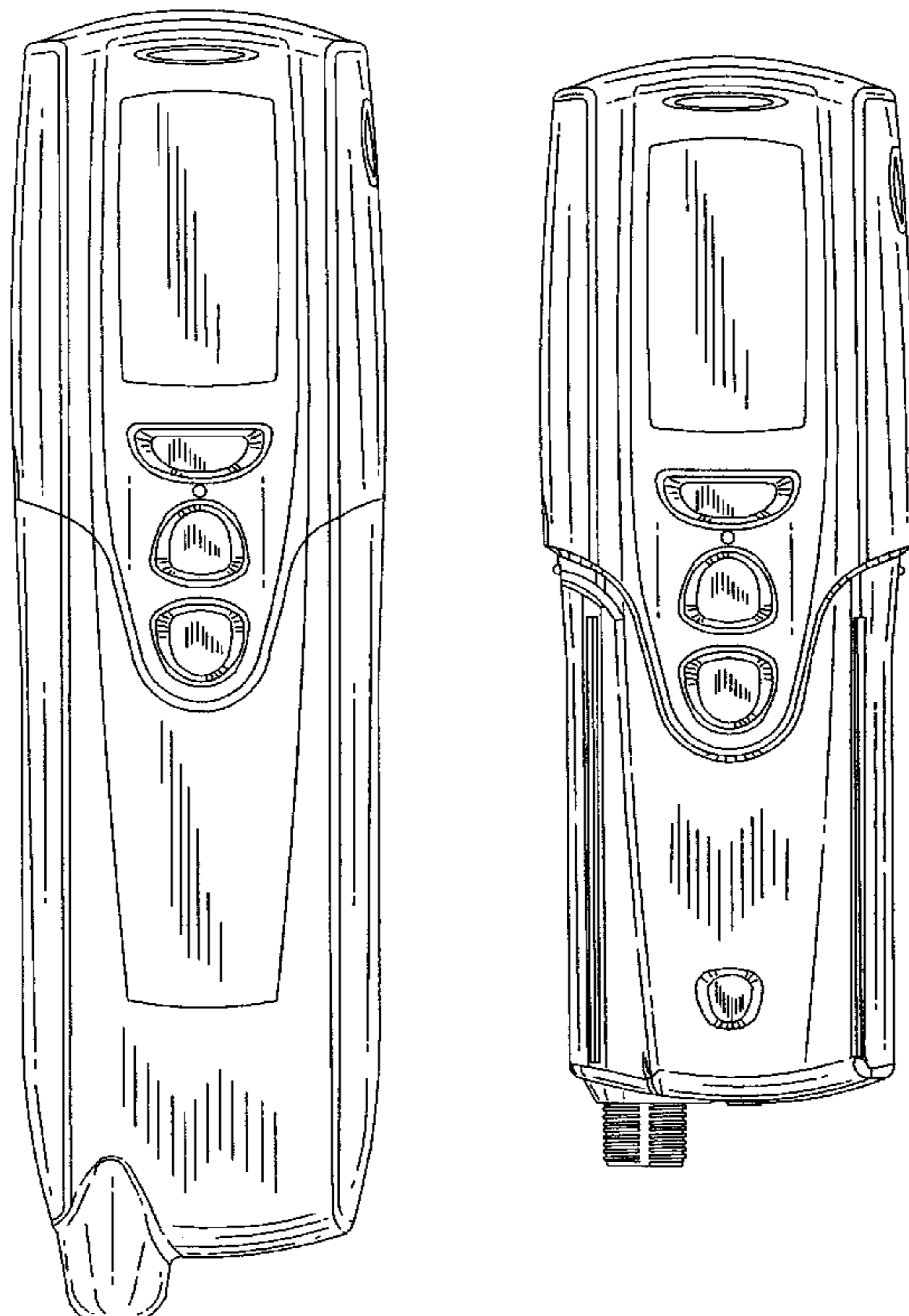
FIG. 9 is a left-side view thereof with the cap removed from the device;

FIG. 10 is a right-side view thereof with a cap removed from the device;

FIG. 11 is a top view thereof with a cap removed from the device; and,

FIG. 12 is a bottom view thereof with a cap removed from the device.

1 Claim, 6 Drawing Sheets



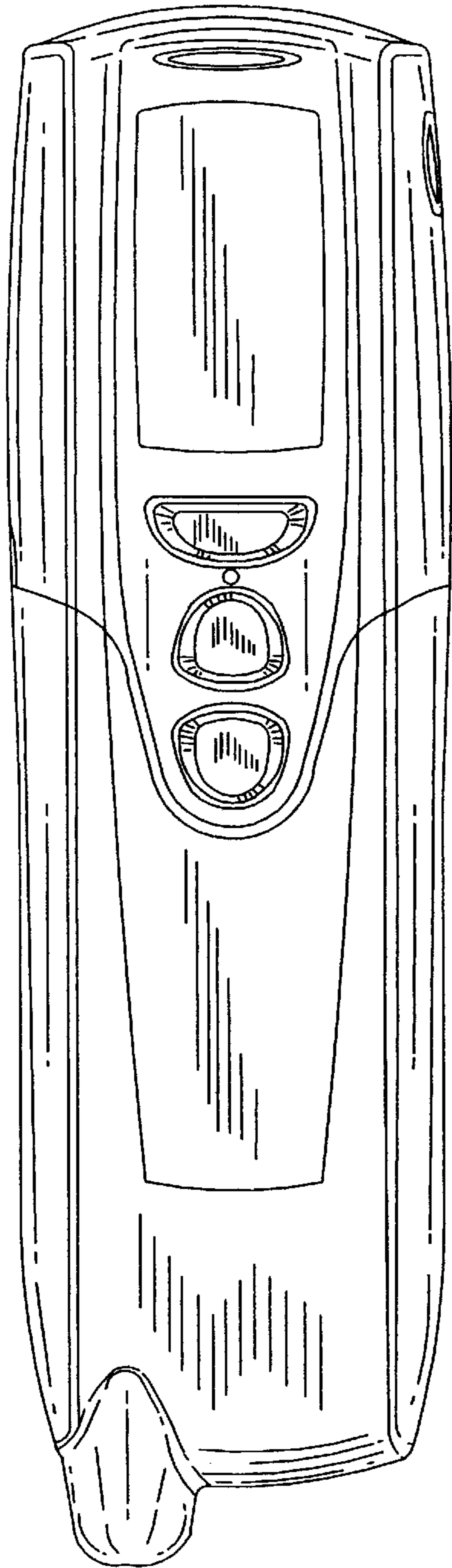


Fig.1

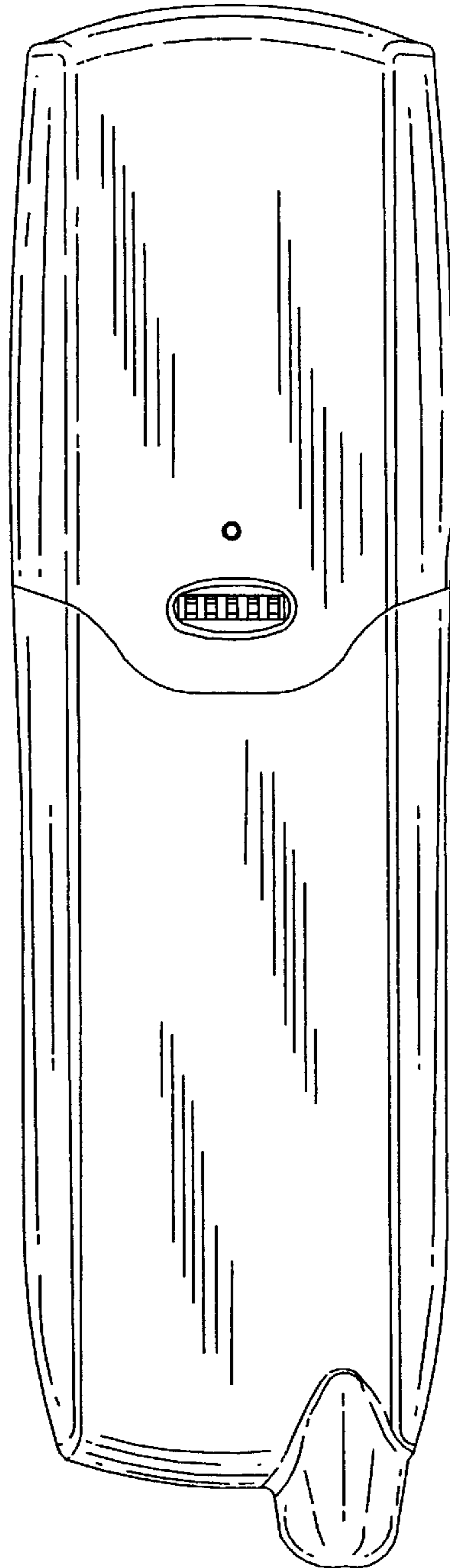


Fig.2

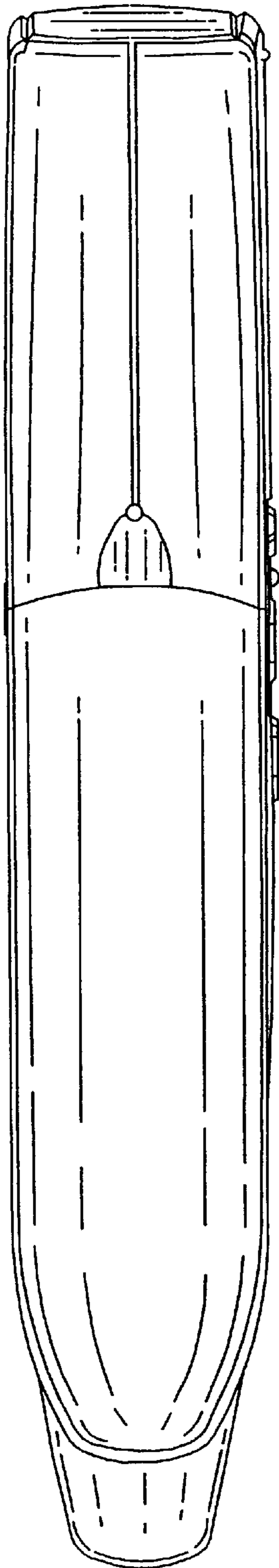


Fig.3

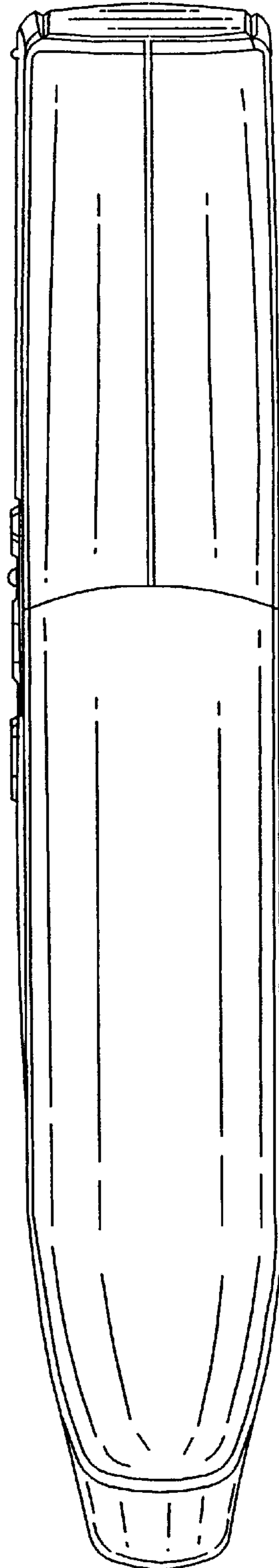


Fig.4




Fig.5

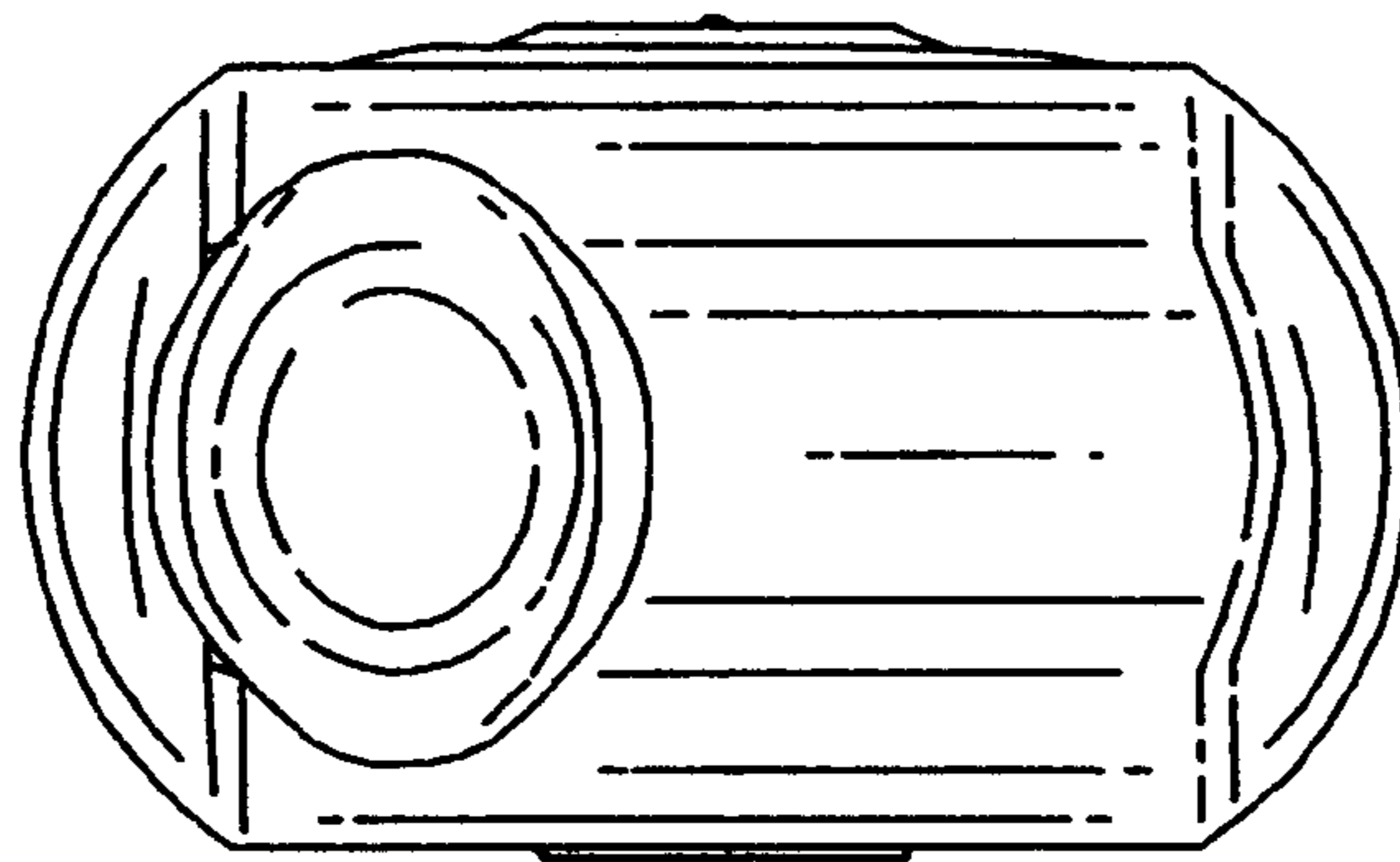


Fig.6

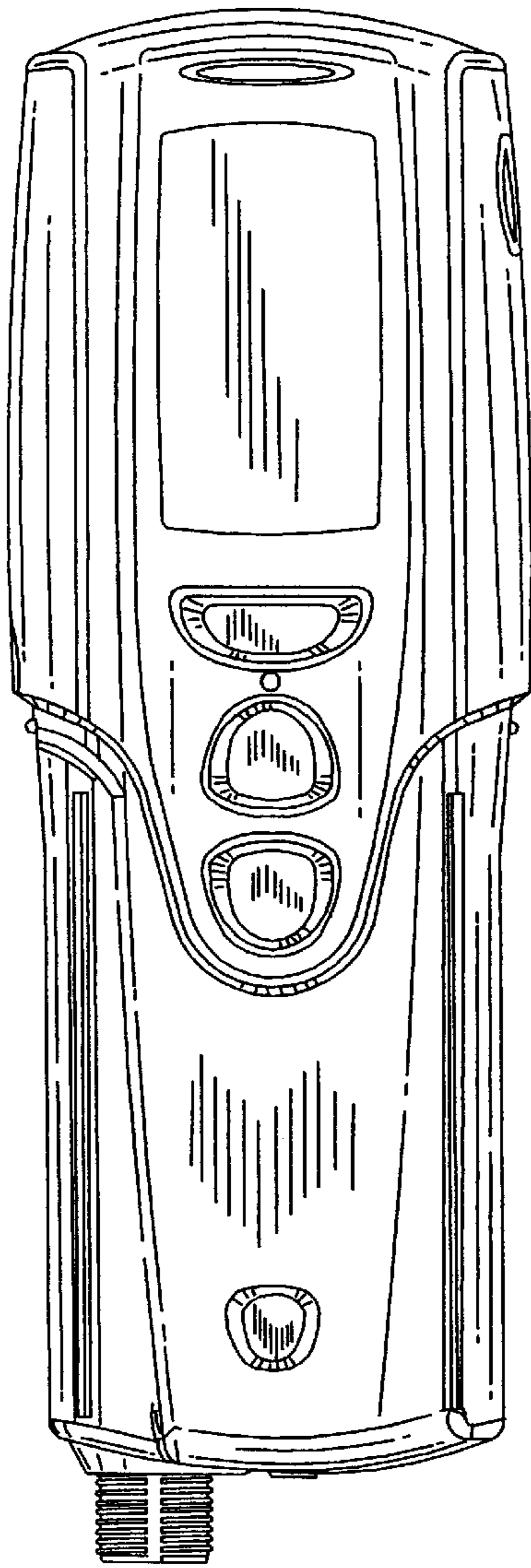


Fig.7

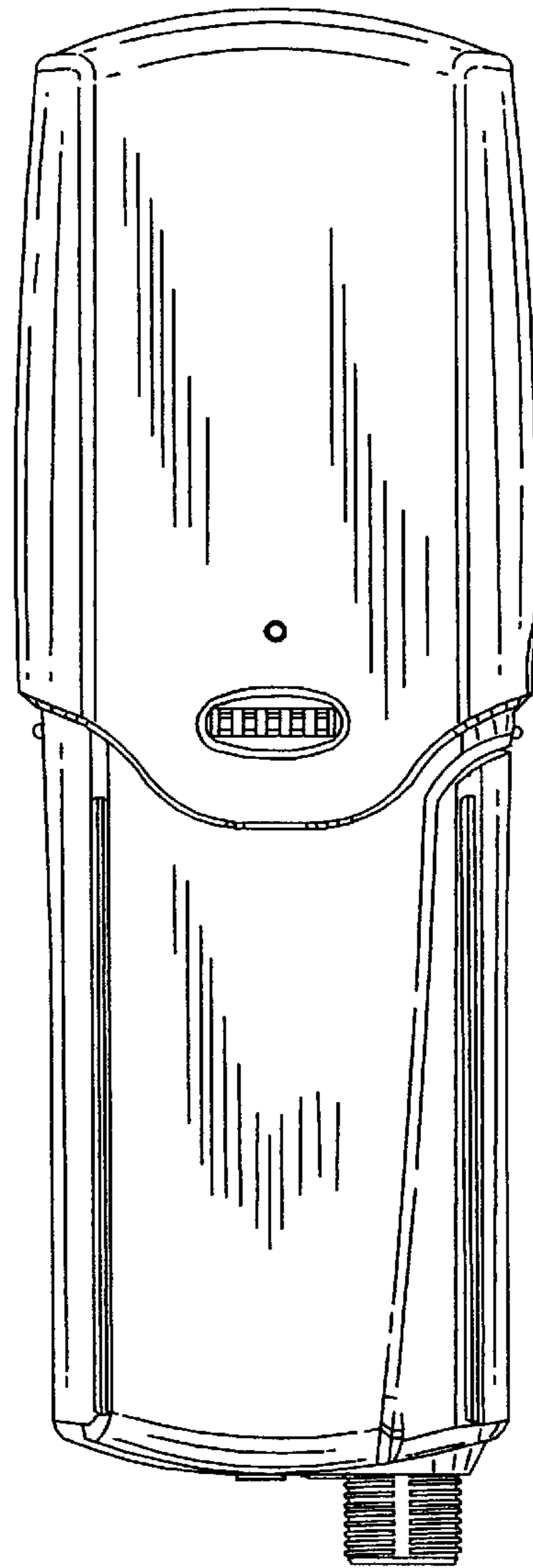


Fig.8




Fig. 9




Fig. 10



Fig. 11




Fig. 12