



US00D479318S

(12) **United States Design Patent**
Johnson

(10) **Patent No.:** **US D479,318 S**

(45) **Date of Patent:** **** Sep. 2, 2003**

(54) **CEILING FAN TOP ARM**

(75) Inventor: **Aaron Johnson**, Fort Worth, TX (US)

(73) Assignee: **Quorum International, L.P.**, Fort Worth, TX (US)

(**) Term: **14 Years**

(21) Appl. No.: **29/170,916**

(22) Filed: **Nov. 12, 2002**

(51) **LOC (7) Cl.** **23-04**

(52) **U.S. Cl.** **D23/411**

(58) **Field of Search** D23/411, 377,
D23/379, 385, 413; 416/5, 210 R; 392/364

(56) **References Cited**

U.S. PATENT DOCUMENTS

D409,302 S	*	5/1999	Zuege	D23/411
D413,165 S	*	8/1999	Tsuji	D23/411
D445,891 S	*	7/2001	Hsieh	D23/411

* cited by examiner

Primary Examiner—Lisa Lichtenstein
(74) *Attorney, Agent, or Firm*—Hill&Hunn LLP

(57) **CLAIM**

The ornamental design for a ceiling fan top arm, as shown and described.

DESCRIPTION

FIG. 1 is a perspective view of a ceiling fan top arm according to the present invention;

FIG. 2 is a side view of the ceiling fan top arm of FIG. 1, wherein the opposite side is a mirror image thereof;

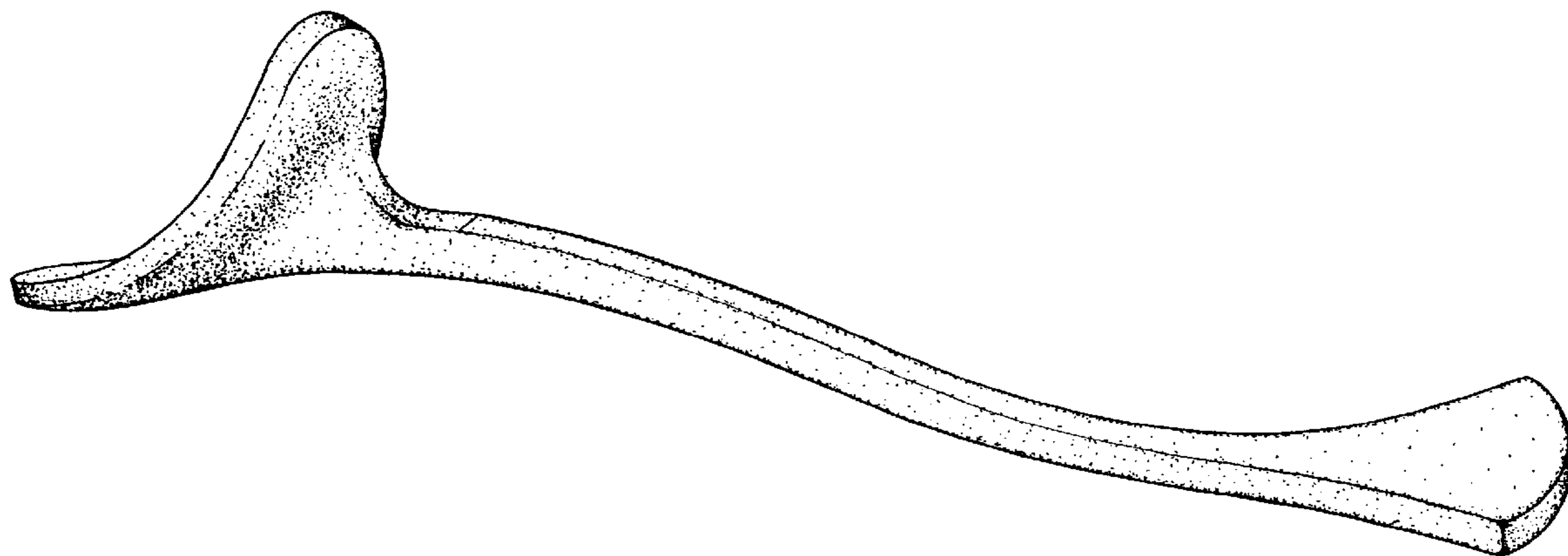
FIG. 3 is a top view of the ceiling fan top arm of FIG. 1;

FIG. 4 is a bottom view of the ceiling fan top arm of FIG. 1;

FIG. 5 is a tip end view of the ceiling fan top arm of FIG. 1; and,

FIG. 6 is a base end view of the ceiling fan top arm of FIG. 1.

1 Claim, 2 Drawing Sheets



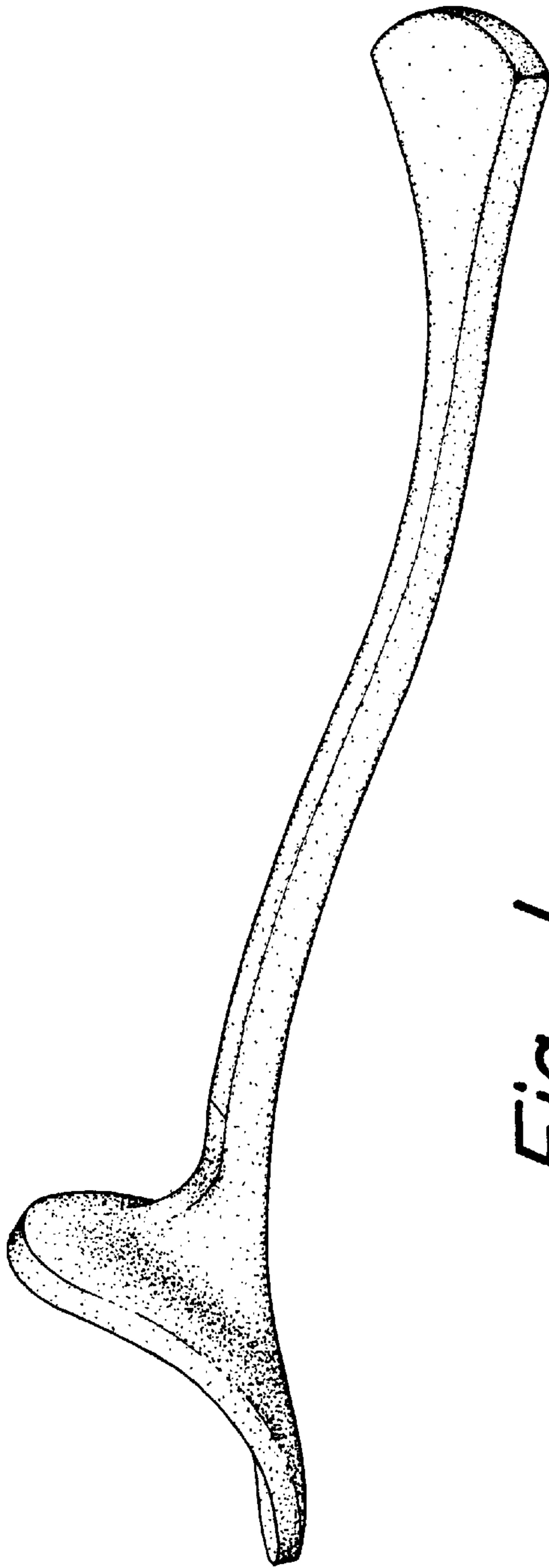


Fig. 1

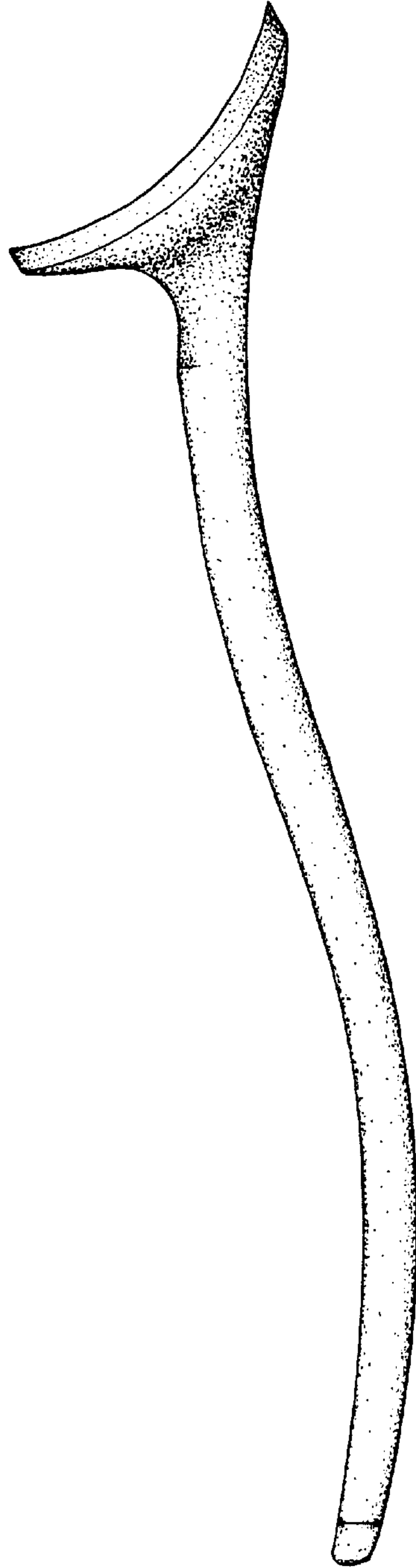


Fig. 2




Fig. 3

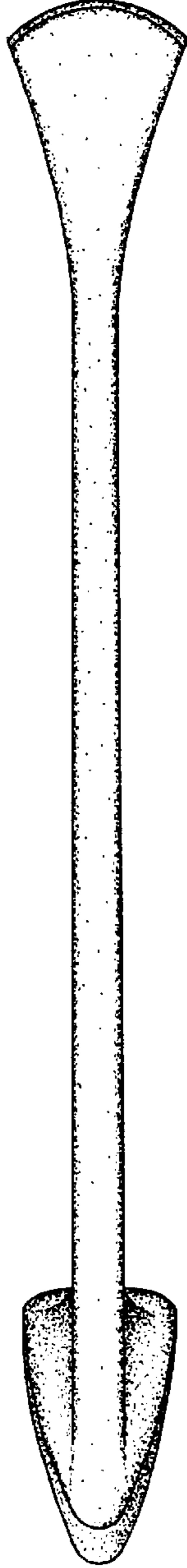


Fig. 4

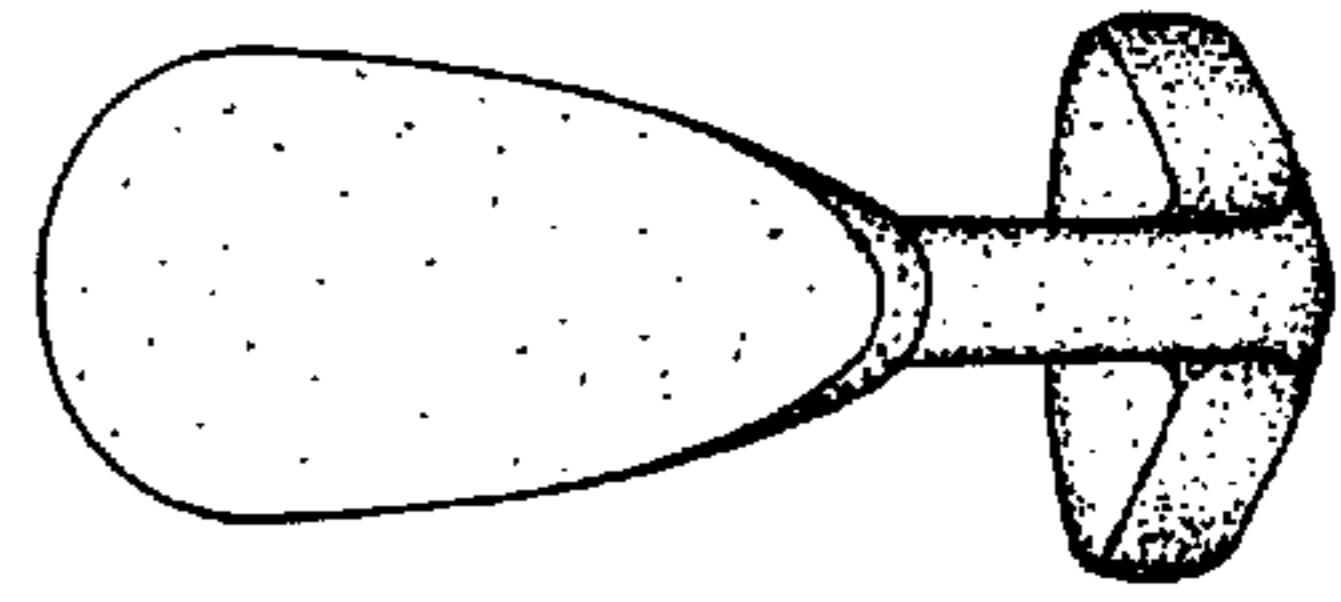


Fig. 5

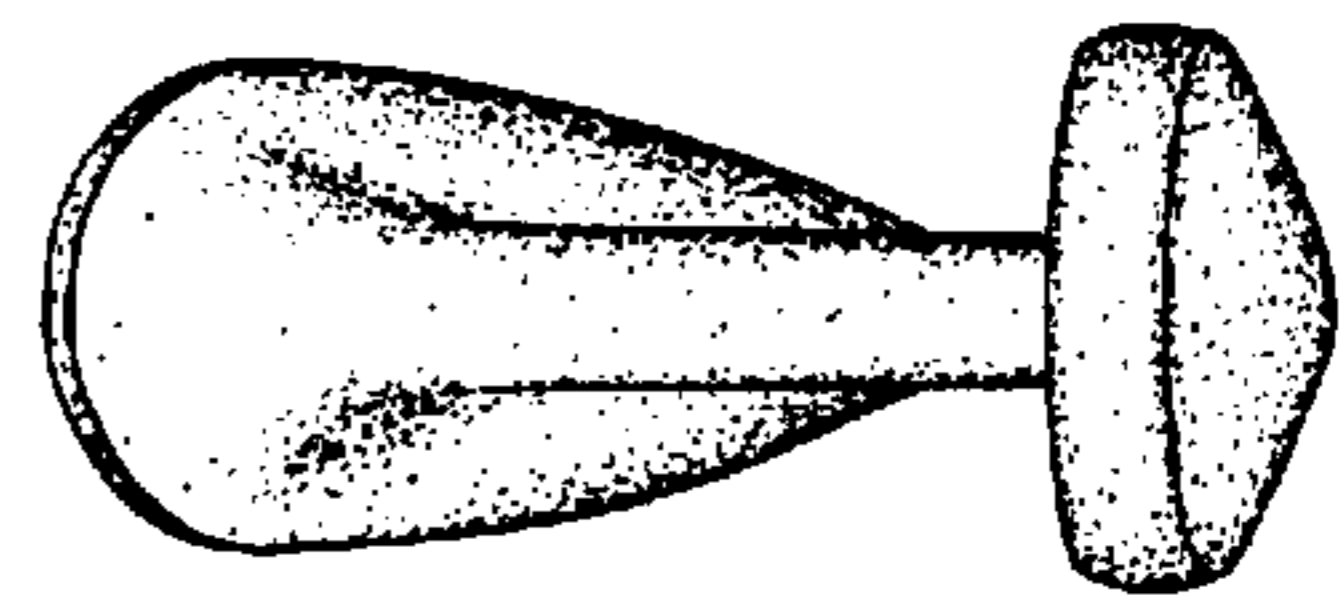


Fig. 6