



US00D479313S

(12) **United States Design Patent**  
**Navarra**

(10) **Patent No.:** **US D479,313 S**

(45) **Date of Patent:** **\*\* Sep. 2, 2003**

(54) **URINAL DRAIN COVER**

D456,492 S \* 4/2002 Lourens ..... D23/261  
D464,122 S \* 10/2002 Mangan ..... D23/261

(76) Inventor: **Michael Navarra**, 6811 Marisol Dr.,  
Houston, TX (US) 13527

\* cited by examiner

(\*\*) Term: **14 Years**

*Primary Examiner*—Robin V. Taylor

(74) *Attorney, Agent, or Firm*—Goldstein & Lavas, P.C.

(21) Appl. No.: **29/169,803**

(57) **CLAIM**

(22) Filed: **Oct. 25, 2002**

The ornamental design for a urinal drain cover, as shown and described.

(51) **LOC (7) Cl.** ..... **23-01**

(52) **U.S. Cl.** ..... **D23/261**

(58) **Field of Search** ..... D23/260, 261;  
4/309, 222.1

**DESCRIPTION**

FIG. 1 is a perspective view of the urinal drain cover in full lines with a face outline shown in broken lines, forming no part of the claimed design.

FIG. 2 is a front elevational view thereof.

FIG. 3 is a rear elevational view thereof.

FIG. 4 is a right side elevational view thereof.

FIG. 5 is a left side elevational view thereof.

FIG. 6 is a top plan view of the urinal drain cover; and,

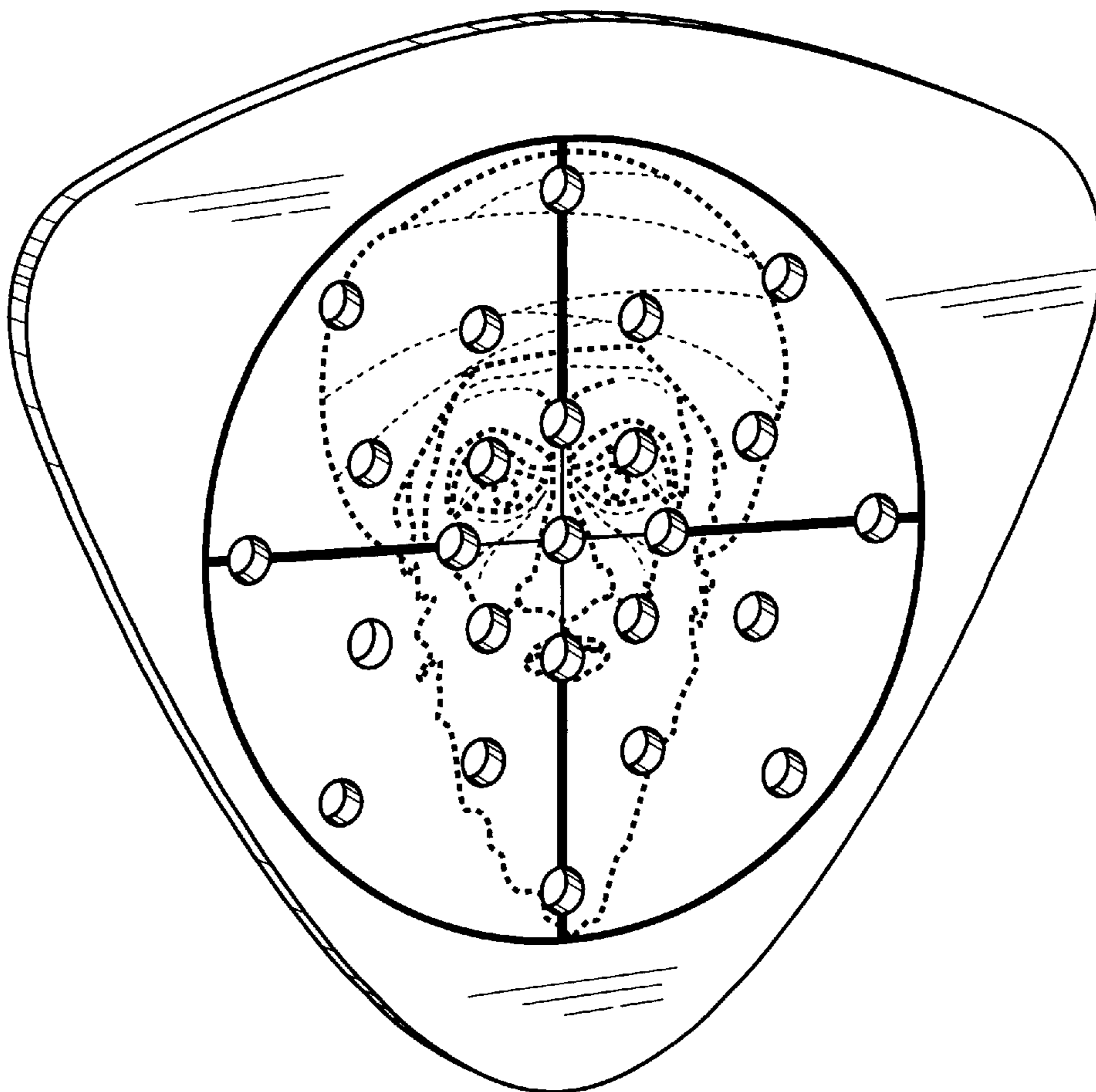
FIG. 7 is a bottom plan view thereof.

(56) **References Cited**

**U.S. PATENT DOCUMENTS**

D258,472 S	3/1981	Adam	.....	D6/86
5,604,937 A	* 2/1997	Davenport	.....	4/222.1
D393,896 S	* 4/1998	Wagner et al.	.....	D23/261
5,774,905 A	7/1998	Wager et al.	.....	4/309
5,813,058 A	* 9/1998	Quigley et al.	.....	4/309
D402,016 S	12/1998	Walton	.....	D23/310
D410,281 S	5/1999	Walker	.....	D23/309

**1 Claim, 3 Drawing Sheets**



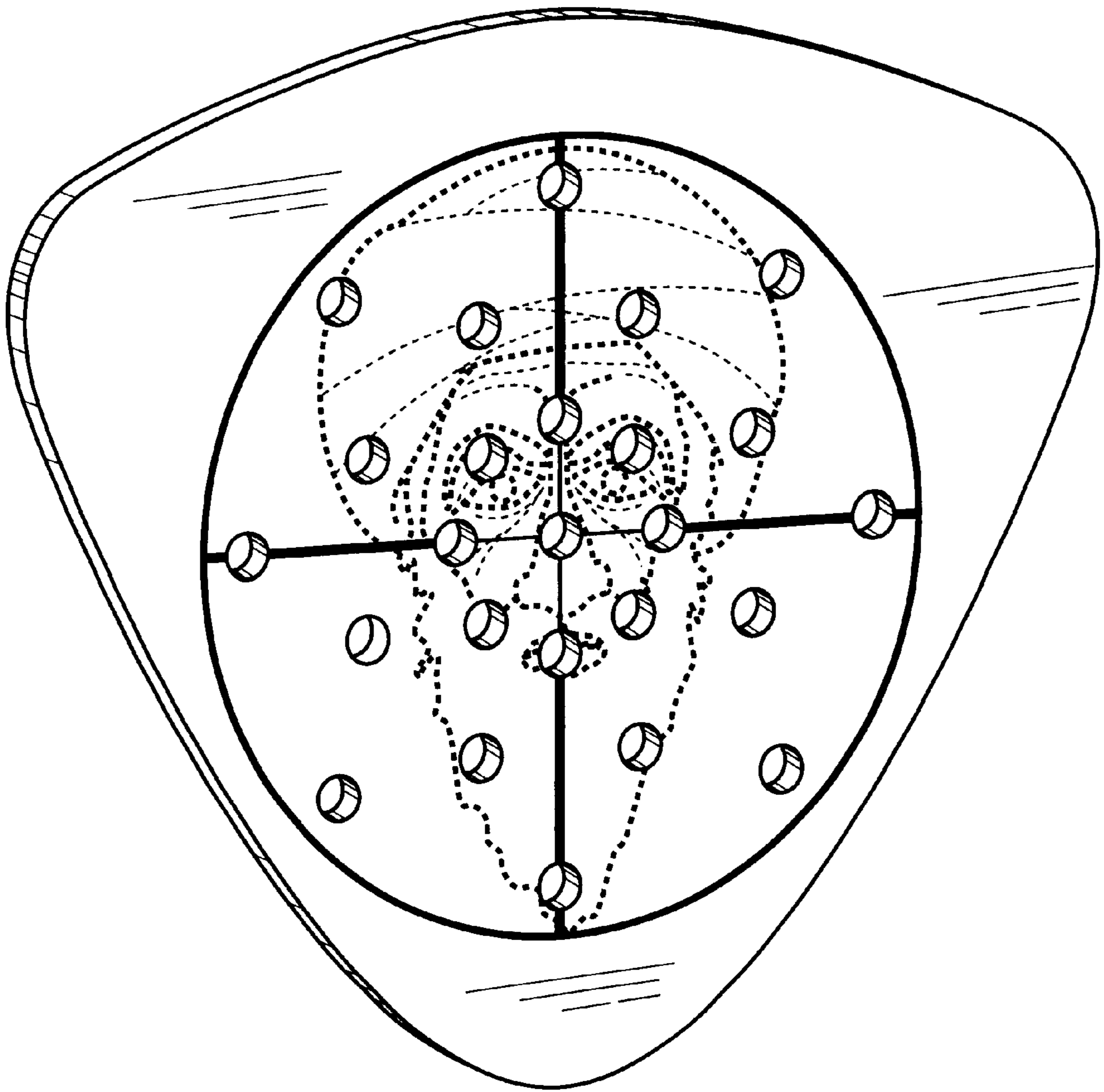


FIG. 1

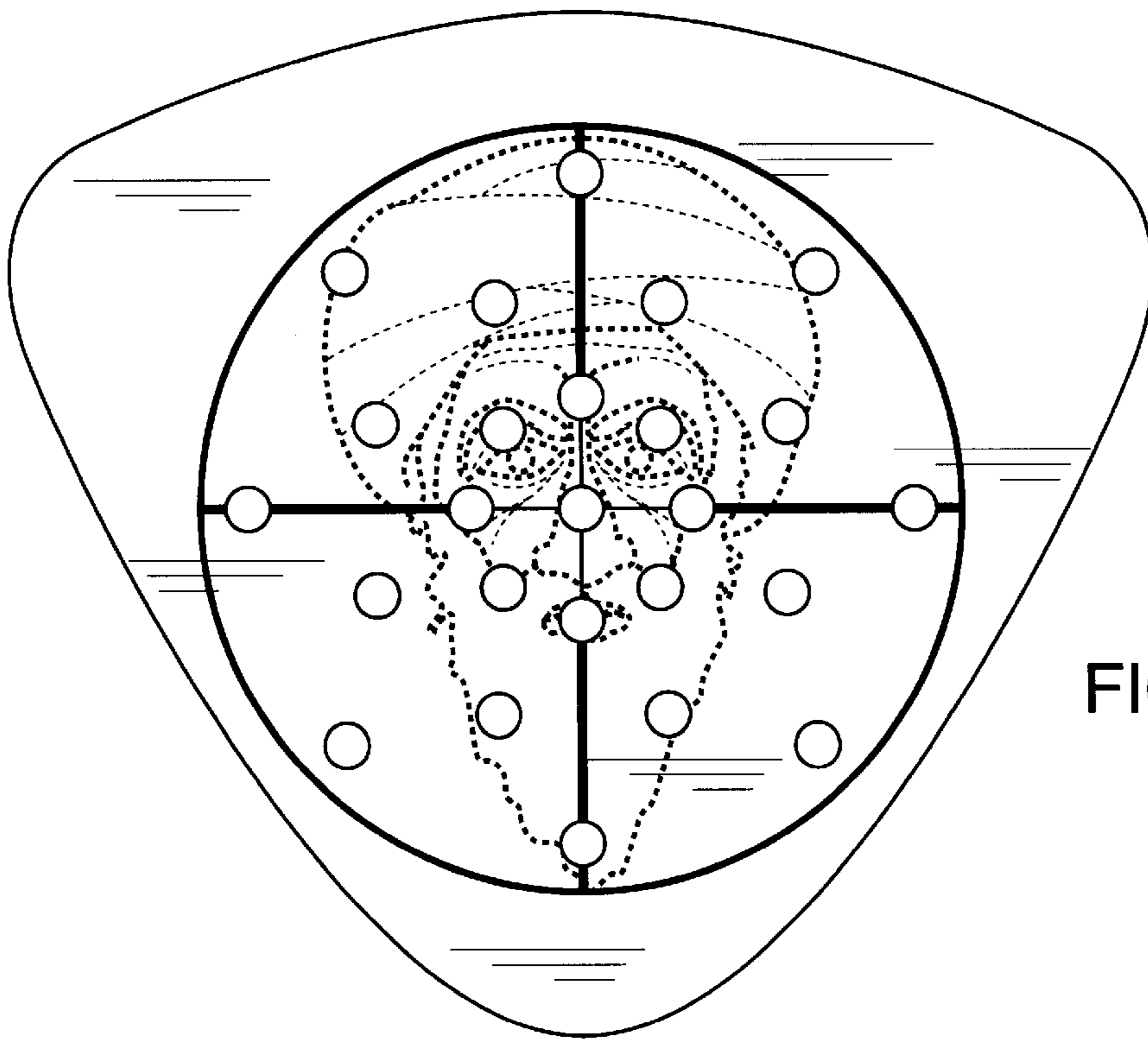


FIG. 2

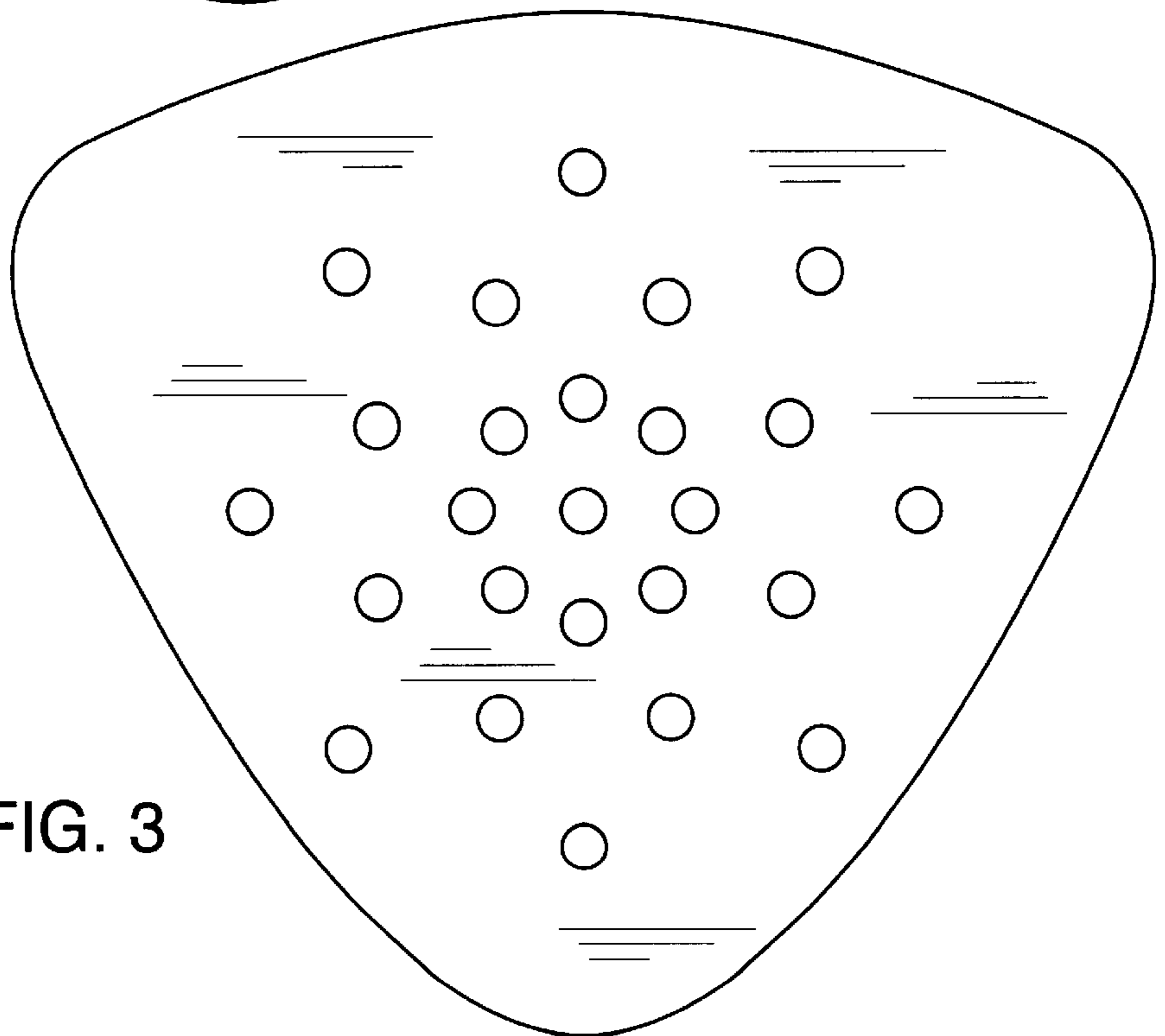


FIG. 3



FIG. 4



FIG. 5



FIG. 6



FIG. 7