



US00D479303S

(12) **United States Design Patent**
Duncan et al.

(10) **Patent No.: US D479,303 S**

(45) **Date of Patent: ** Sep. 2, 2003**

(54) **RACE CAR SPRINKLER**

(76) Inventors: **Scott W. Duncan**, 9030 Bloomington Ave. South, Bloomington, MN (US) 55425; **Scott A. Dunlap**, 9307 11th Ave. South, Bloomington, MN (US) 55420

(**) **Term: 14 Years**

(21) **Appl. No.: 29/172,397**

(22) **Filed: Dec. 11, 2002**

Related U.S. Application Data

(60) Division of application No. 29/162,860, filed on Jun. 21, 2002, which is a continuation-in-part of application No. 29/145,092, filed on Jul. 16, 2001, now Pat. No. Des. 461,223.

(51) **LOC (7) Cl. 23-01**

(52) **U.S. Cl. D23/215**

(58) **Field of Search D23/213, 214, D23/215, 219, 220; 239/211; D21/548-550; D12/82, 86, 88**

(56) **References Cited**

U.S. PATENT DOCUMENTS

D151,118 S	9/1948	Borgerson	
2,575,828 A	11/1951	Muench	299/49
2,883,116 A *	4/1959	Muench	D23/219
2,901,180 A	8/1959	Warrick	239/67
3,085,751 A	4/1963	Warrick	239/183
3,507,336 A	4/1970	Nelson	172/438

3,785,563 A	1/1974	Maple	239/183
3,915,383 A	10/1975	King	239/242
4,003,519 A	1/1977	Kruse	239/183
4,059,229 A	11/1977	Pescetto	239/183
D301,603 S	6/1989	Herrera	D23/215
5,419,494 A	5/1995	Harwood	239/211
D386,254 S	11/1997	Lung-Ruey	D23/215
D391,625 S	3/1998	Sabatta	D23/220
D421,933 S	3/2000	Bender	D12/88
D423,539 S *	4/2000	Craig	D12/86
D428,874 S *	8/2000	White	D21/549
D437,309 S *	2/2001	Brennan	D12/82
D438,529 S	3/2001	Brennan	D12/88
D441,831 S	5/2001	Heren	D23/215
D443,915 S	6/2001	Heren	D223/220
D461,223 S *	8/2002	Duncan et al.	D23/215

* cited by examiner

Primary Examiner—Robin V. Taylor

(74) *Attorney, Agent, or Firm*—Patterson, Thunte, Skaar & Christensen, P.A.

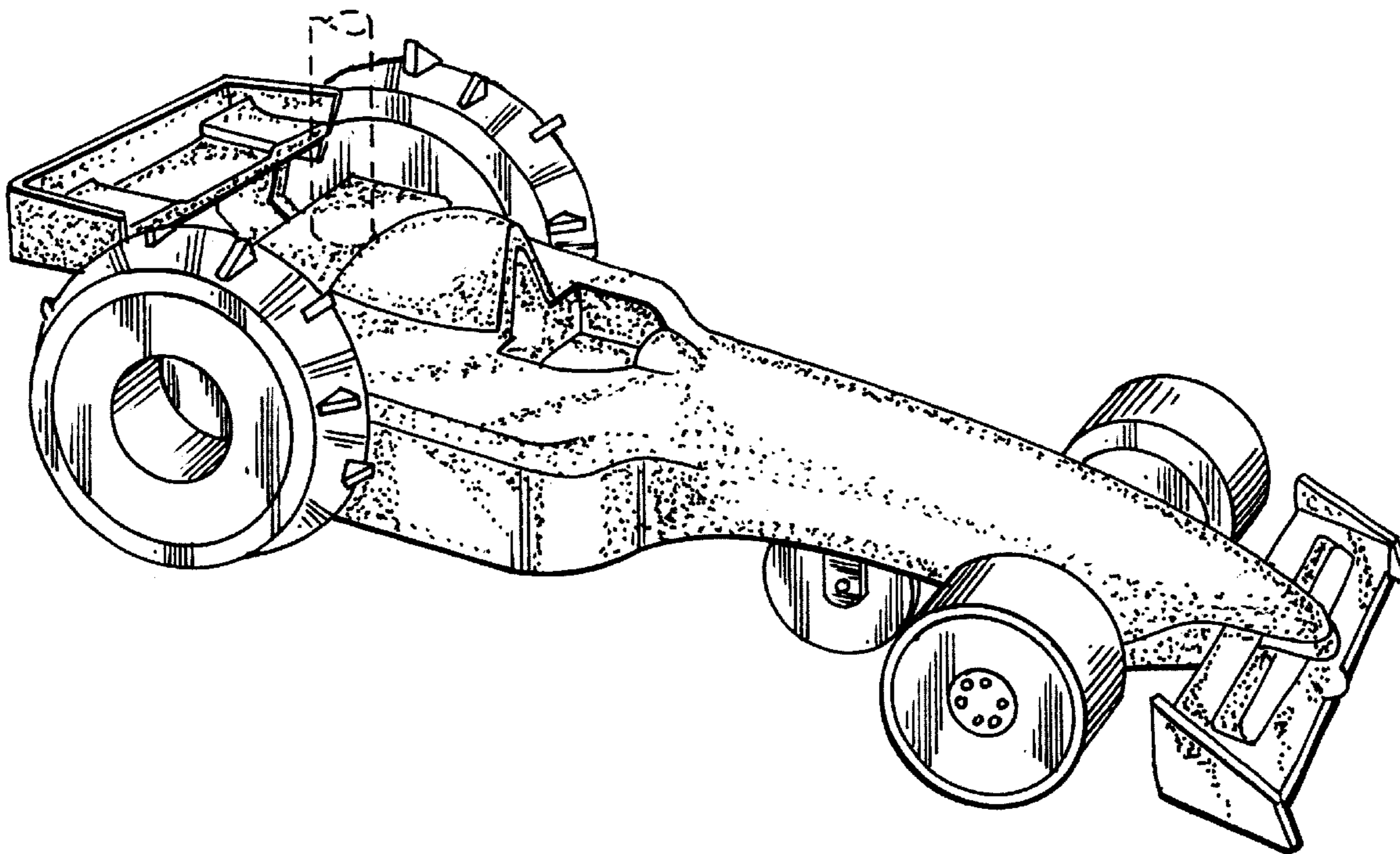
(57) **CLAIM**

I claim the ornamental design for race car sprinkler, as shown.

DESCRIPTION

FIG. 1 is a perspective view of a race car sprinkler of the present invention; and, FIG. 2 is a perspective view of another configuration of a race car sprinkler of the present invention.

1 Claim, 2 Drawing Sheets



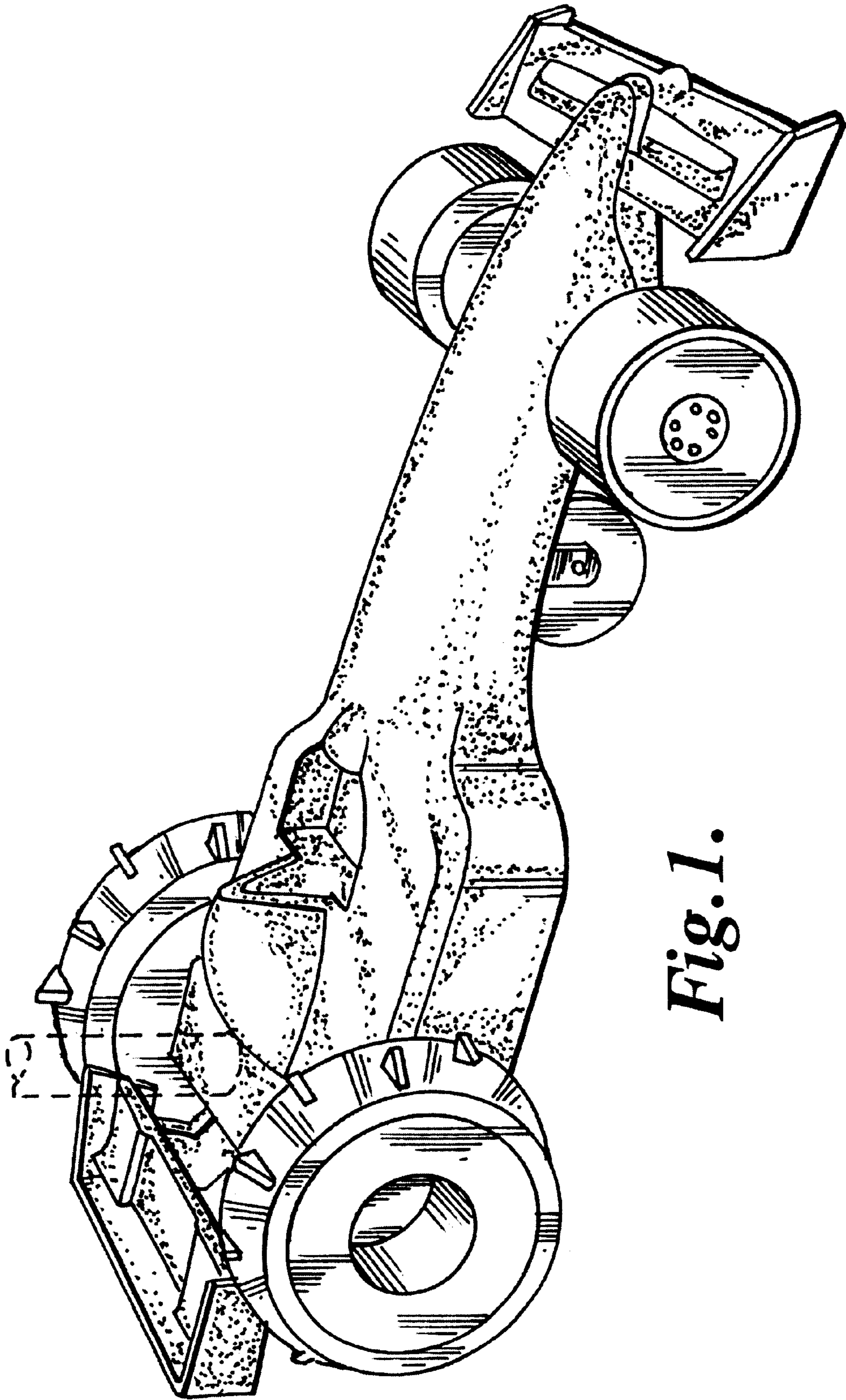


Fig. 1.

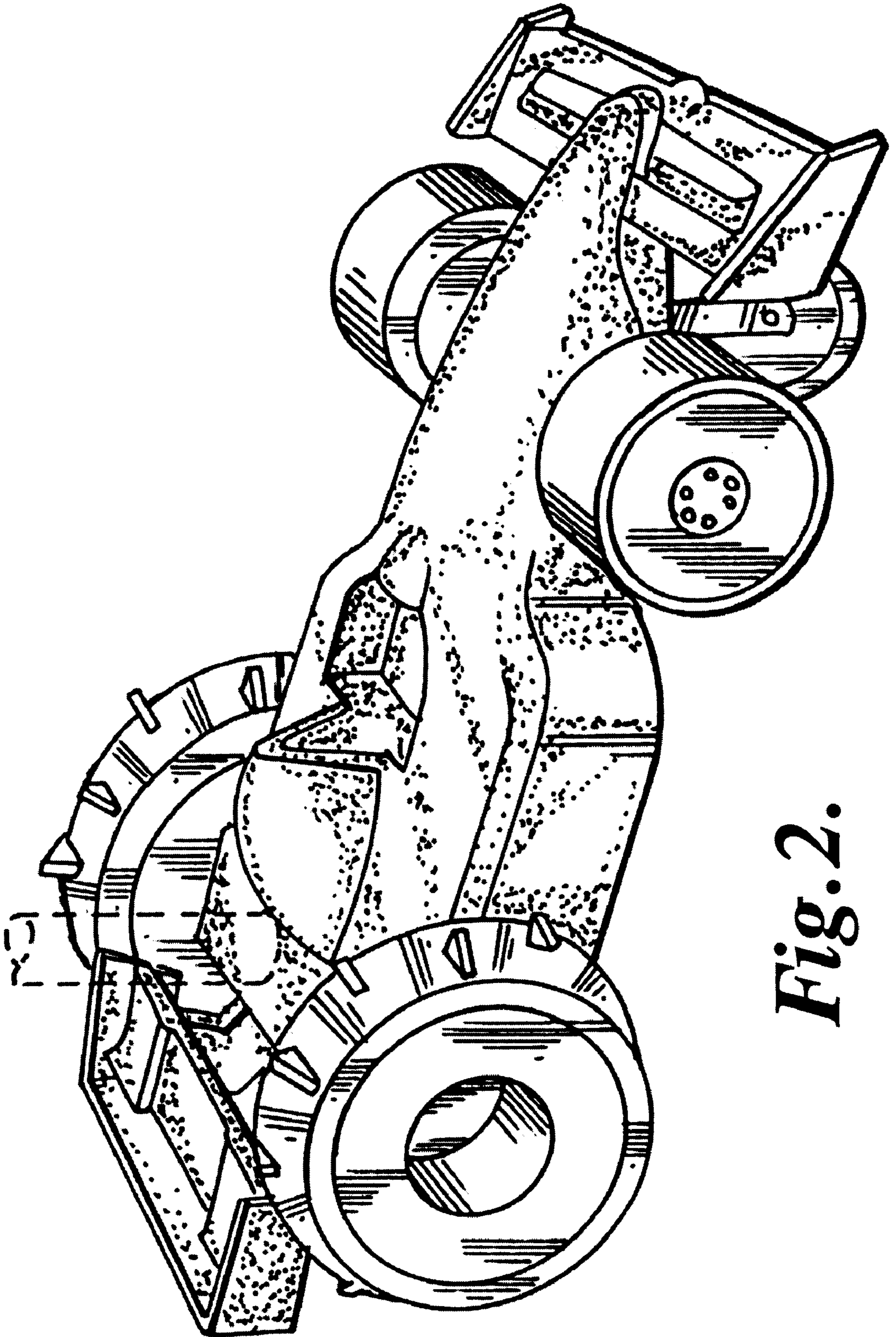


Fig. 2.