



US00D479286S

(12) **United States Design Patent**
Menow et al.

(10) **Patent No.:** **US D479,286 S**

(45) **Date of Patent:** **** Sep. 2, 2003**

(54) **TOY WATER GUN**

(75) Inventors: **Steven Menow**, Yardley, PA (US); **Eric J. Wertheim**, Sewell, NJ (US)

(73) Assignee: **Larami Limited**, Pawtucket, RI (US)

(**) Term: **14 Years**

(21) Appl. No.: **29/178,565**

(22) Filed: **Mar. 28, 2003**

(51) **LOC (7) Cl.** **21-01**

(52) **U.S. Cl.** **D21/572**

(58) **Field of Search** D21/567, 572-575,
D21/447-452; D23/225, 226; 446/267,
473, 475; 222/78, 79; 239/211, 237, 229,
373; D14/428; D22/103; 124/78, 73-76,
6, 16

D429,505 S	8/2000	Hornsby	
D429,506 S	8/2000	Hornsby	
D429,778 S	* 8/2000	D'Andrade et al. D21/572
D430,908 S	9/2000	Hornsby	
D433,079 S	* 10/2000	Zimmerman D21/572
D434,458 S	11/2000	Hornsby	
D438,916 S	3/2001	Wan	
D439,286 S	3/2001	Hornsby	
D441,039 S	4/2001	Greenberg	
6,364,219 B1	* 4/2002	Zimmerman et al. 222/79

* cited by examiner

Primary Examiner—Raphael Barkai

(74) *Attorney, Agent, or Firm*—Akin, Gump, Strauss, Hauer & Feld, L.L.P.

(57) **CLAIM**

The ornamental design for a toy water gun, as shown and described.

DESCRIPTION

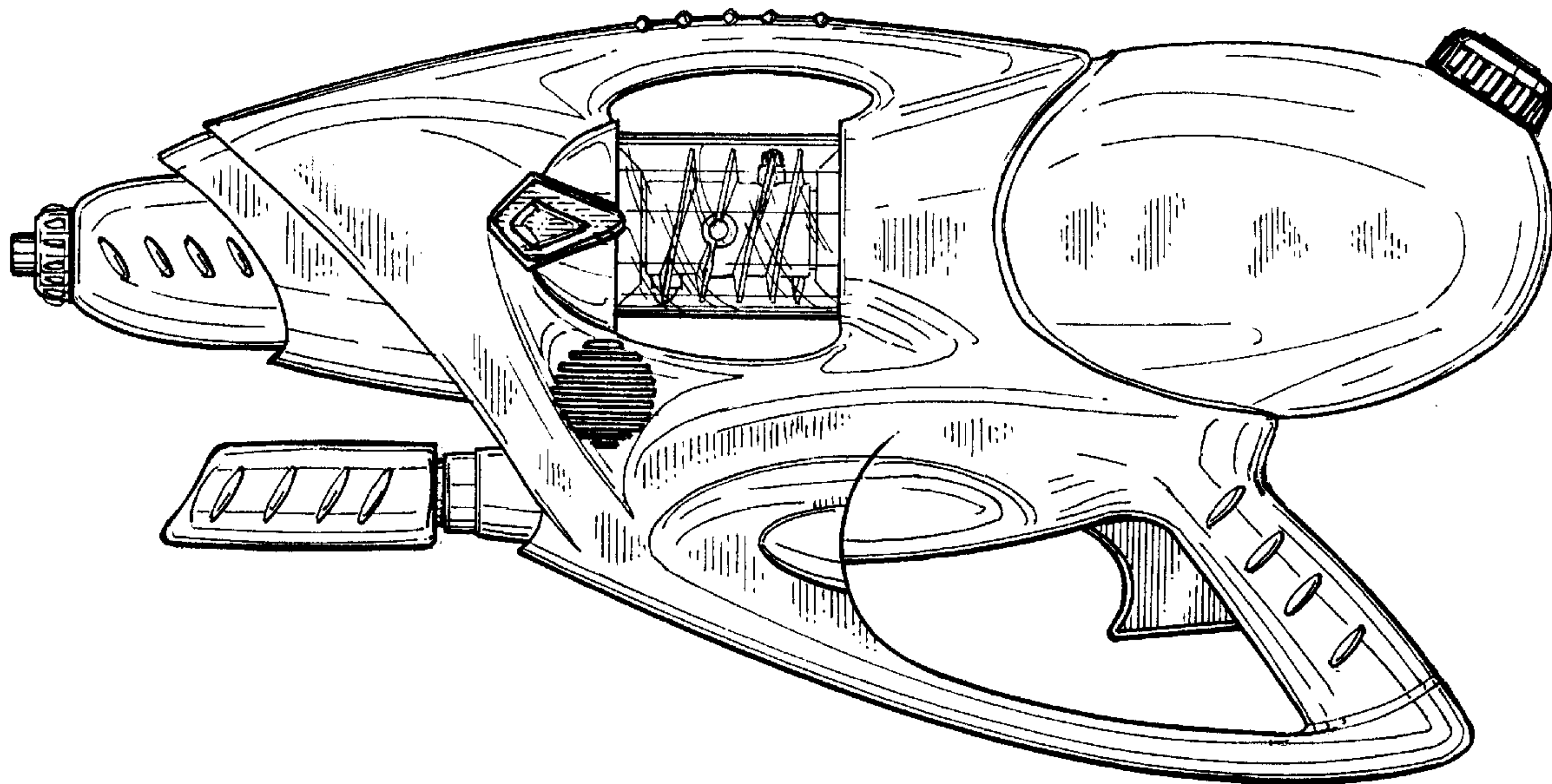
FIG. 1 is a left side elevation view of the toy water gun in accordance with our new design;
FIG. 2 is a right side elevation view thereof;
FIG. 3 is a top plan view thereof;
FIG. 4 is a bottom plan view thereof;
FIG. 5 is a front elevation view thereof; and,
FIG. 6 is a rear elevation view thereof.

1 Claim, 4 Drawing Sheets

(56) **References Cited**

U.S. PATENT DOCUMENTS

D168,878 S	2/1953	Arliss	
D170,168 S	8/1953	Schaible	
D338,508 S	8/1993	Kuo	
D413,364 S	8/1999	D'Andrade	
D423,609 S	* 4/2000	D'Andrade et al. D21/572
D426,592 S	* 6/2000	Zimmerman D21/572
D427,251 S	* 6/2000	D'Andrade et al. D21/572
D429,504 S	8/2000	Hornsby	



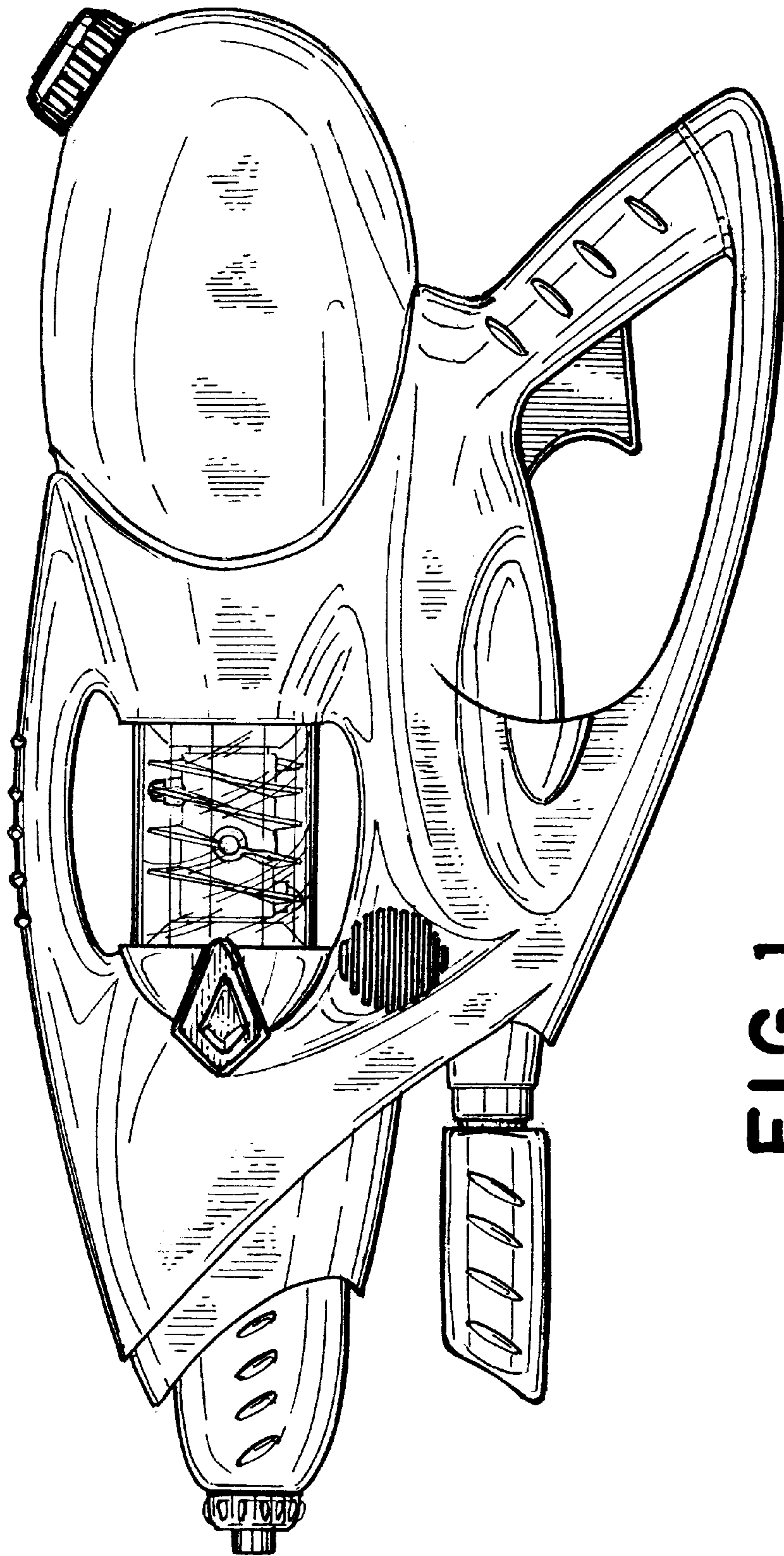


FIG. 1

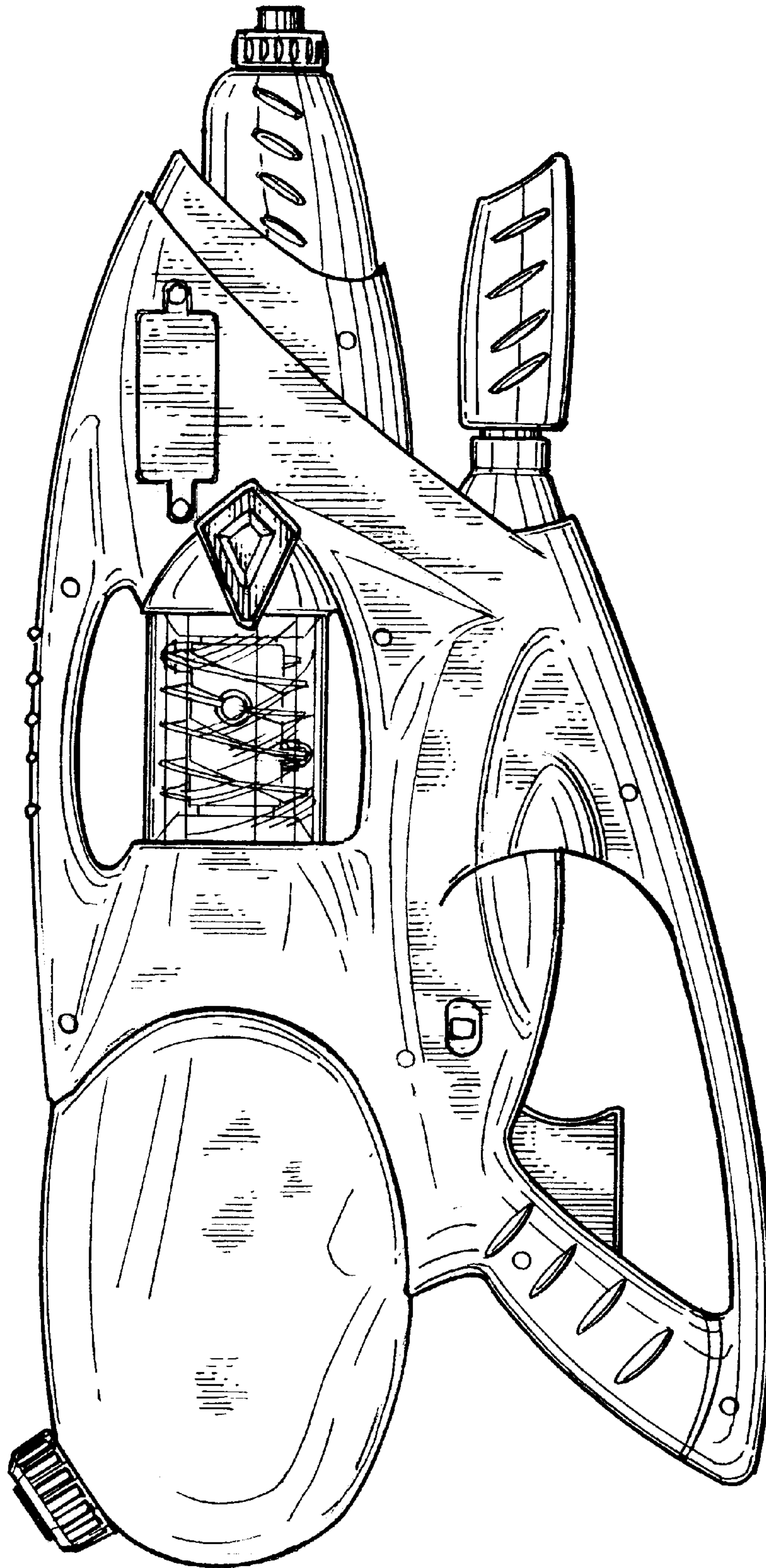


FIG. 2

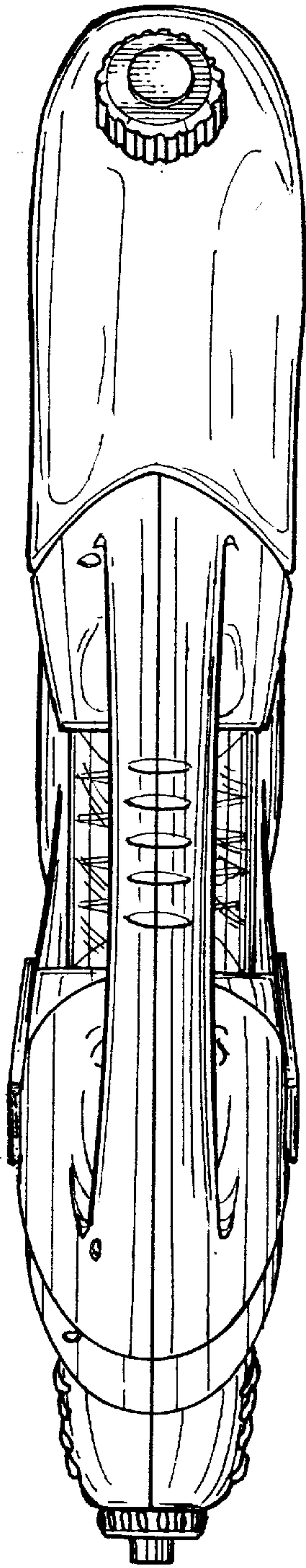


FIG. 3

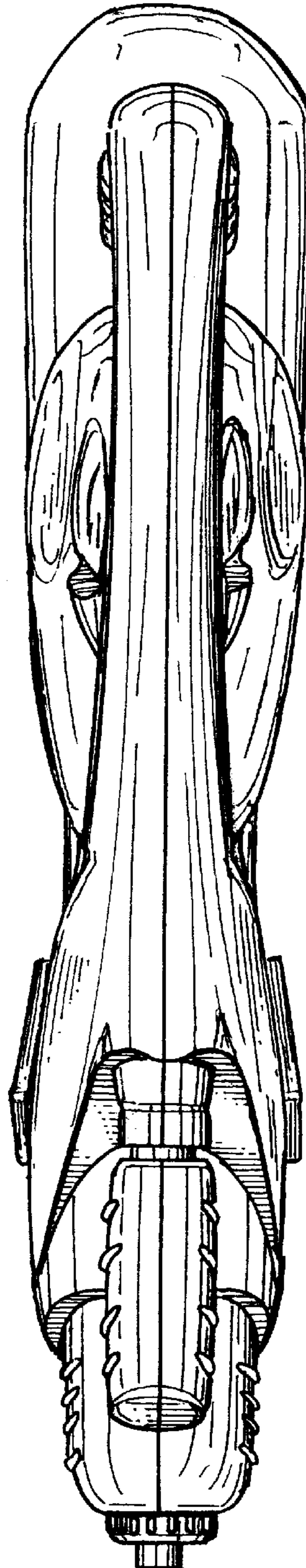


FIG. 4

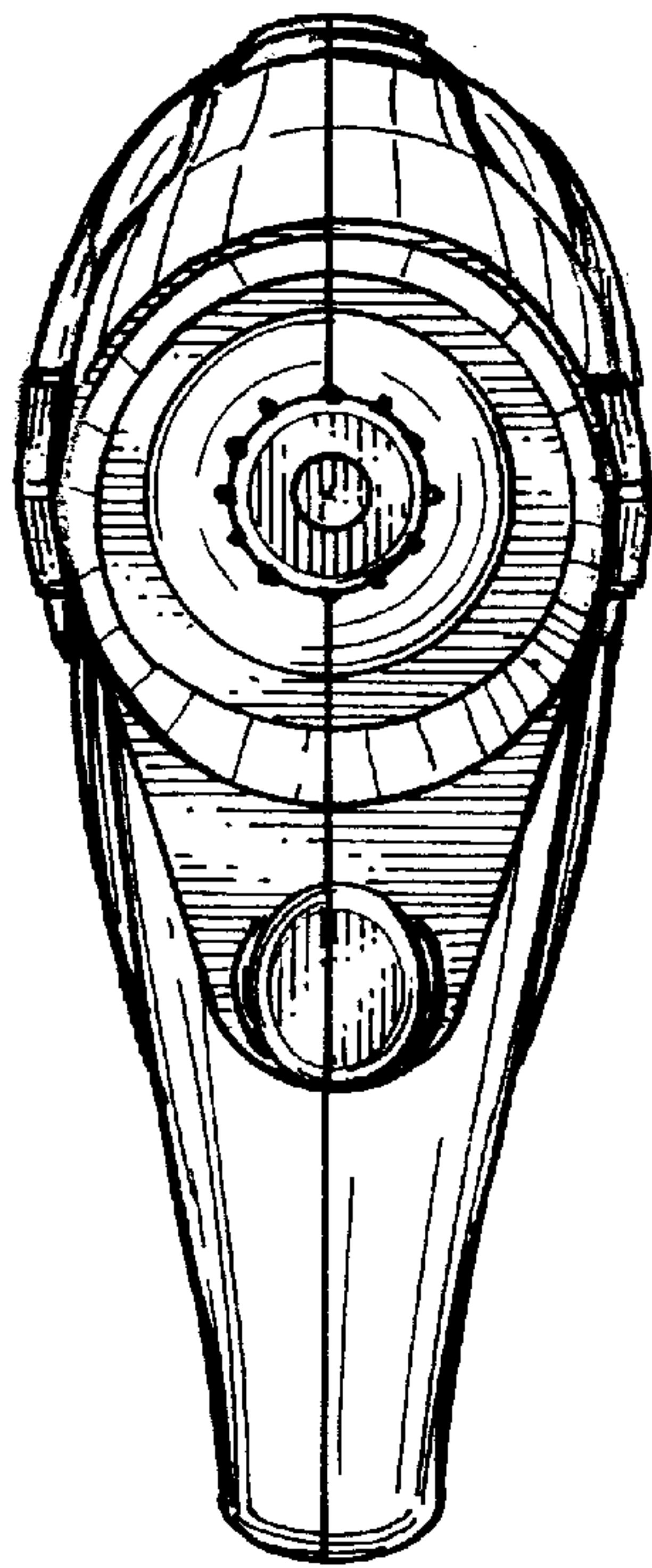


FIG. 5

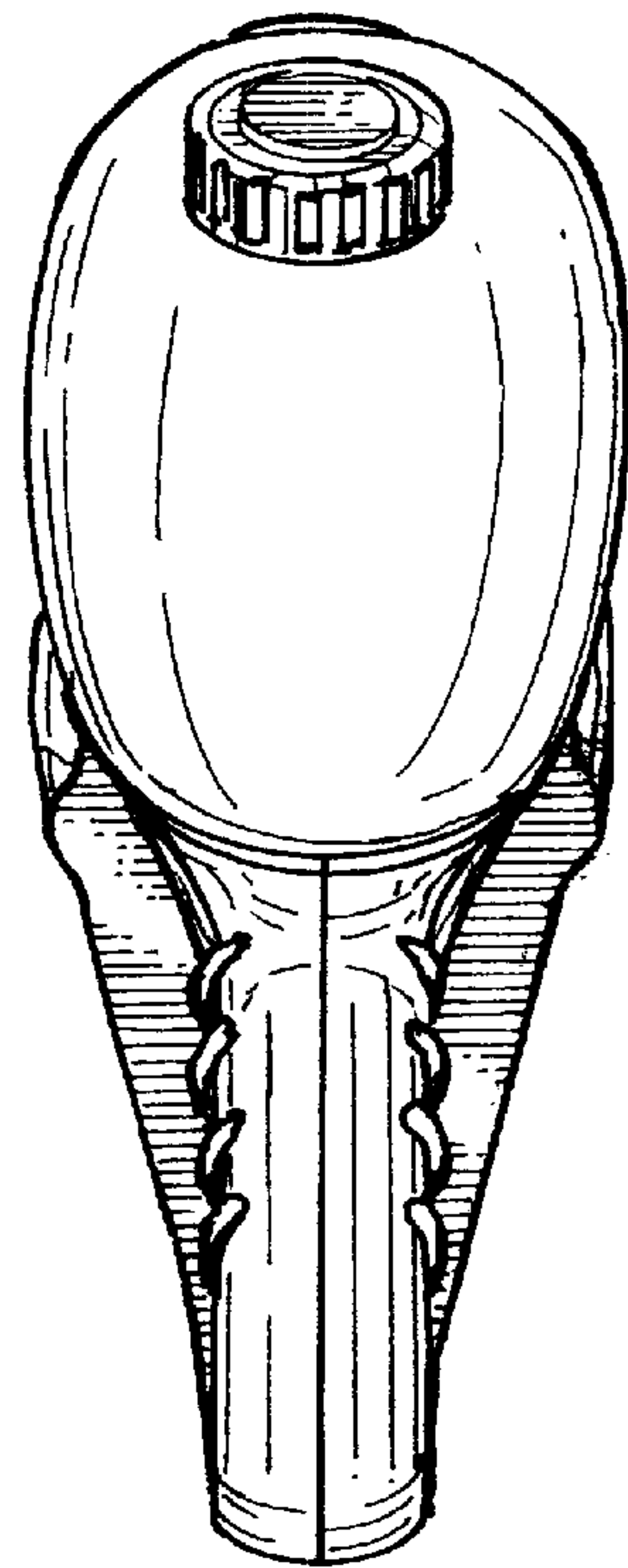


FIG. 6