



US00D479275S

(12) **United States Design Patent**
Lobell

(10) **Patent No.:** **US D479,275 S**

(45) **Date of Patent:** **** Sep. 2, 2003**

(54) **COSMETIC DISPENSING MACHINE**

(75) Inventor: **Jeanine Lobell**, Los Angeles, CA (US)

(73) Assignee: **Stila Cosmetics, Inc.**, Los Angeles, CA (US)

(**) Term: **14 Years**

(21) Appl. No.: **29/146,448**

(22) Filed: **Aug. 9, 2001**

(51) **LOC (7) Cl.** **20-01**

(52) **U.S. Cl.** **D20/4**

(58) **Field of Search** D6/397; D7/373,
D7/374; D20/1-4, 5-7; 194/215; 221/124,
199, 312 R, 321

(56) **References Cited**

U.S. PATENT DOCUMENTS

D91,500 S	*	2/1934	Rinaldi	D20/1
2,952,384 A		9/1960	Holstein et al.	221/104
2,971,675 A	*	2/1961	Allegri	221/124
3,010,556 A		11/1961	Wawrzonek et al.	194/2
3,163,275 A	*	12/1964	Andrews et al.	194/215
3,437,235 A		4/1969	Guerra	221/75
3,767,081 A		10/1973	Wittern	221/90
D269,190 S		5/1983	Moore et al.	D20/4
D283,903 S		5/1986	Albright	D20/4
D294,204 S	*	2/1988	Tombs et al.	D20/4
D328,106 S	*	7/1992	Muehlberger	20/1
D339,163 S		9/1993	Moore	D20/4
D341,628 S		11/1993	Humphrey	D20/4

D376,819 S	12/1996	Milcetic	D20/1
D409,247 S	5/1999	Bercier	D20/1
D417,467 S	12/1999	Beene	D20/4

* cited by examiner

Primary Examiner—Robert M. Spear

(74) *Attorney, Agent, or Firm*—Martin W. Haerter

(57) **CLAIM**

The ornamental design for a cosmetic dispensing machine, as shown and described.

DESCRIPTION

FIG. 1 is a top, front and left side perspective view of my new design for a cosmetic dispensing machine;

FIG. 2 is a front elevation view of the design illustrated in FIG. 1;

FIG. 3 is a right side elevation view of the design illustrated in FIG. 1, the left side elevation being a mirror image thereof;

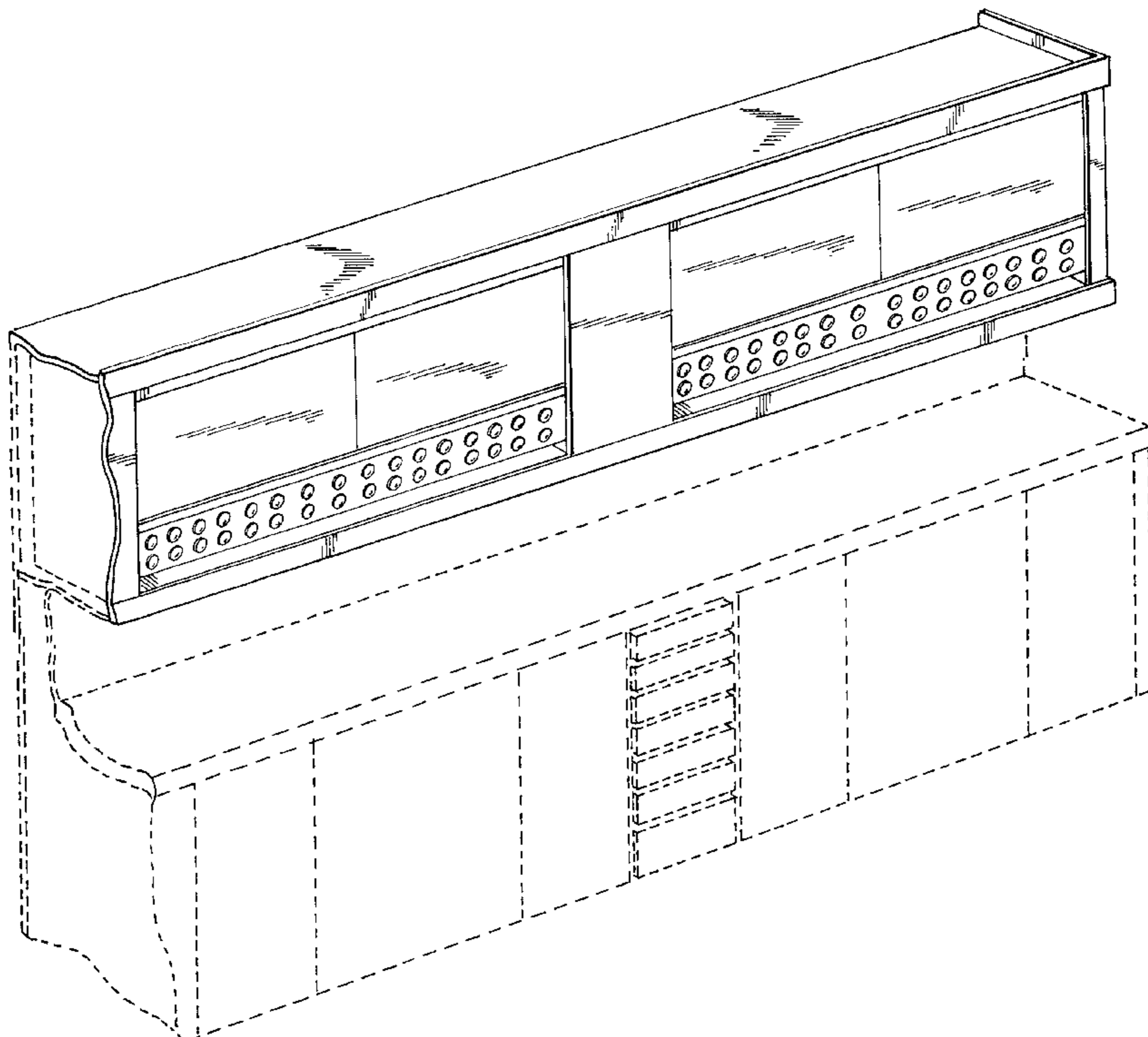
FIG. 4 is a fragmentary top plan view of the design illustrated in FIG. 1; and,

FIG. 5 is a sectional view presented solely for the purpose of clarifying the external shape of the design illustrated in FIG. 1 taken from the right side.

Broken lines showing environmental structure are solely for illustrative purposes and form no part of the claimed design. Sectional views are presented solely for the purpose of clarifying the external shape of the design.

The broken away section indicates that the left front flat trim panel and its supporting structure have indeterminate length.

1 Claim, 3 Drawing Sheets



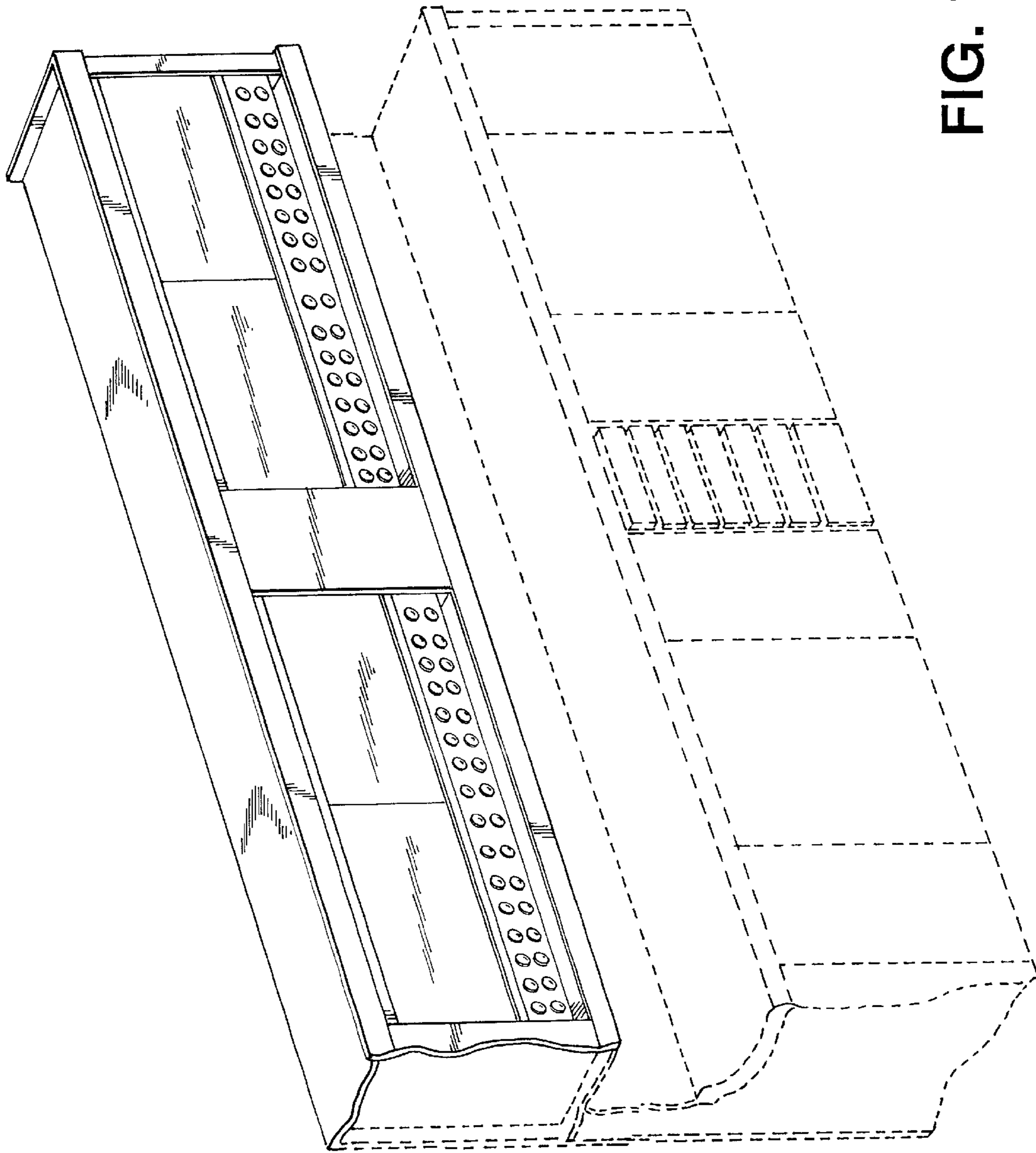


FIG. 1

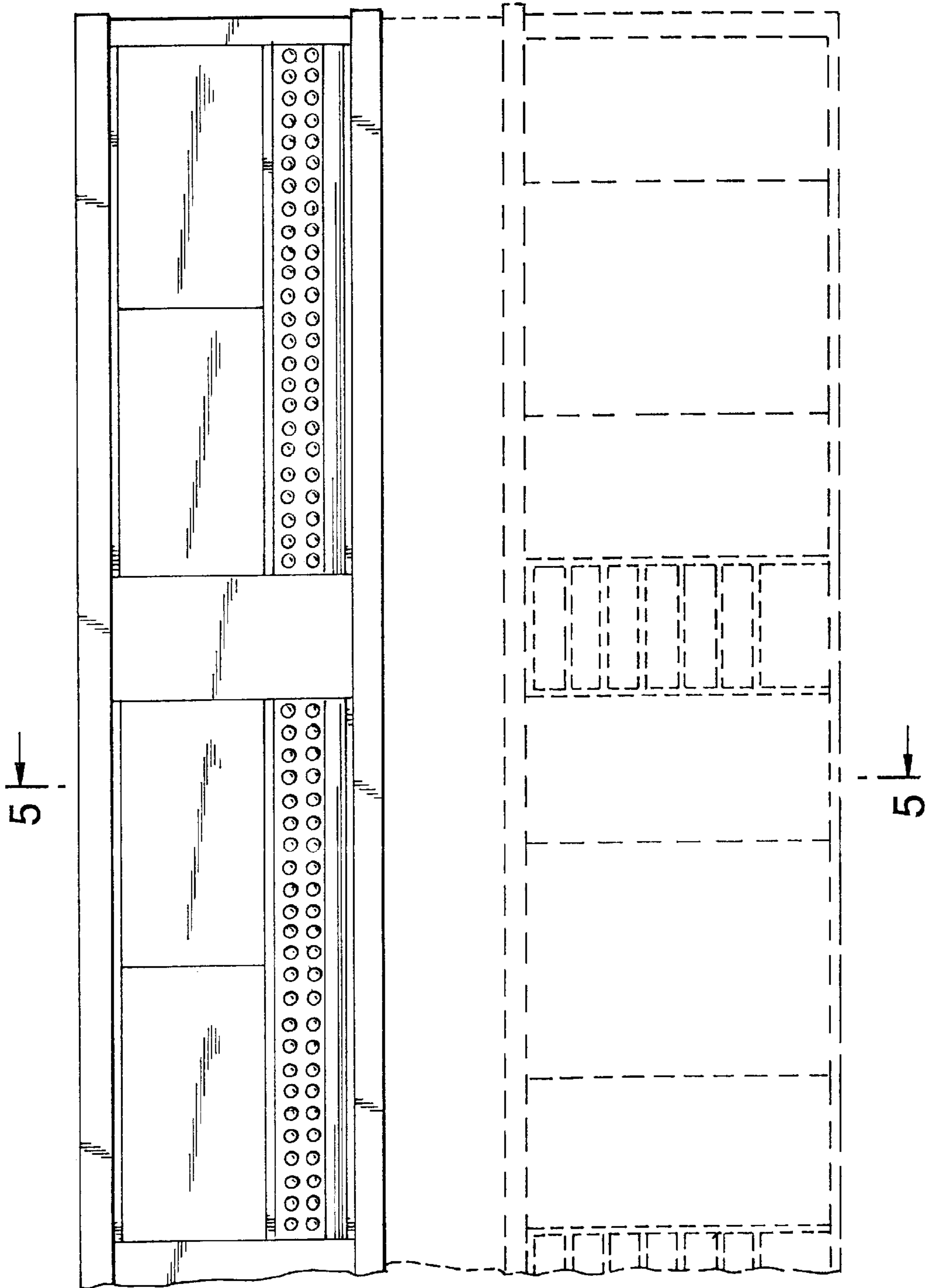


FIG. 2

FIG. 5

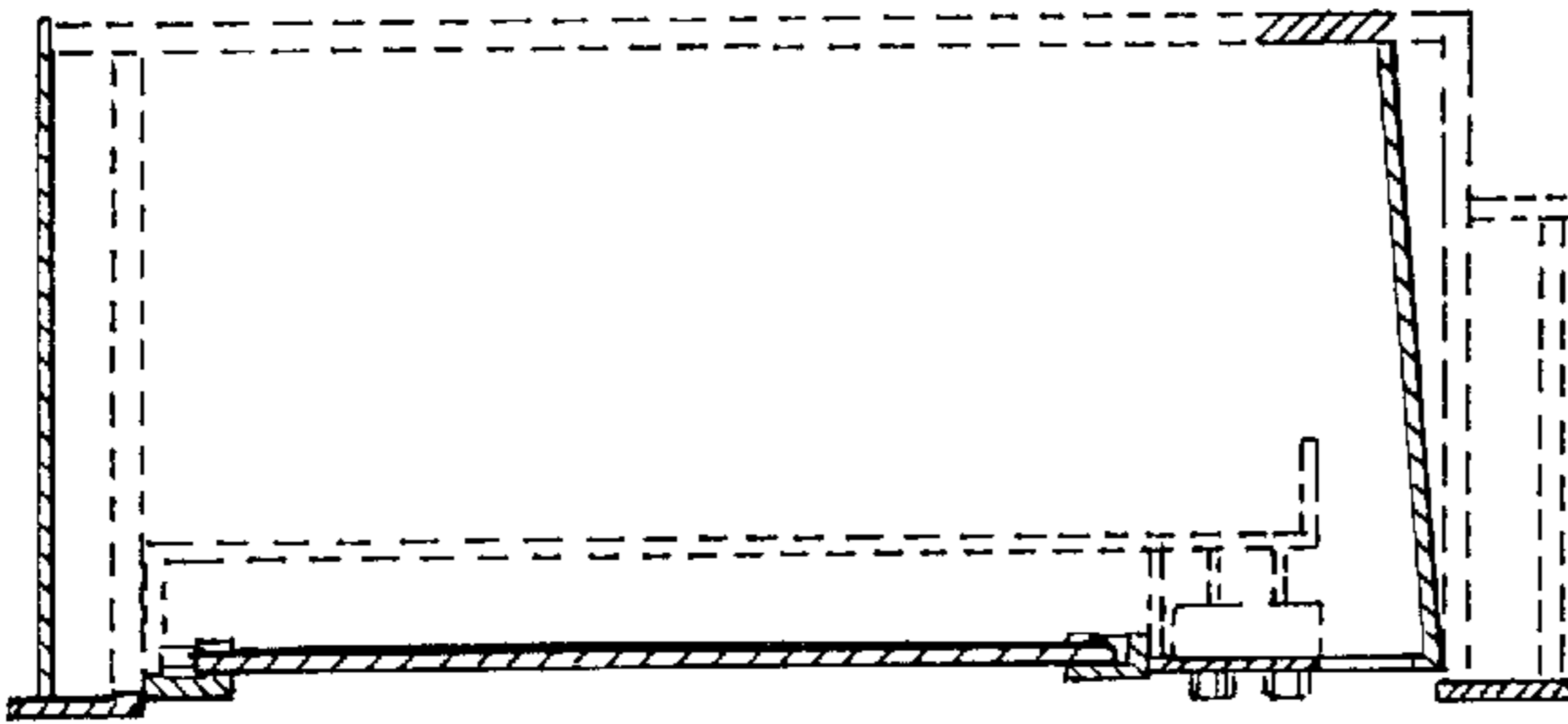


FIG. 3

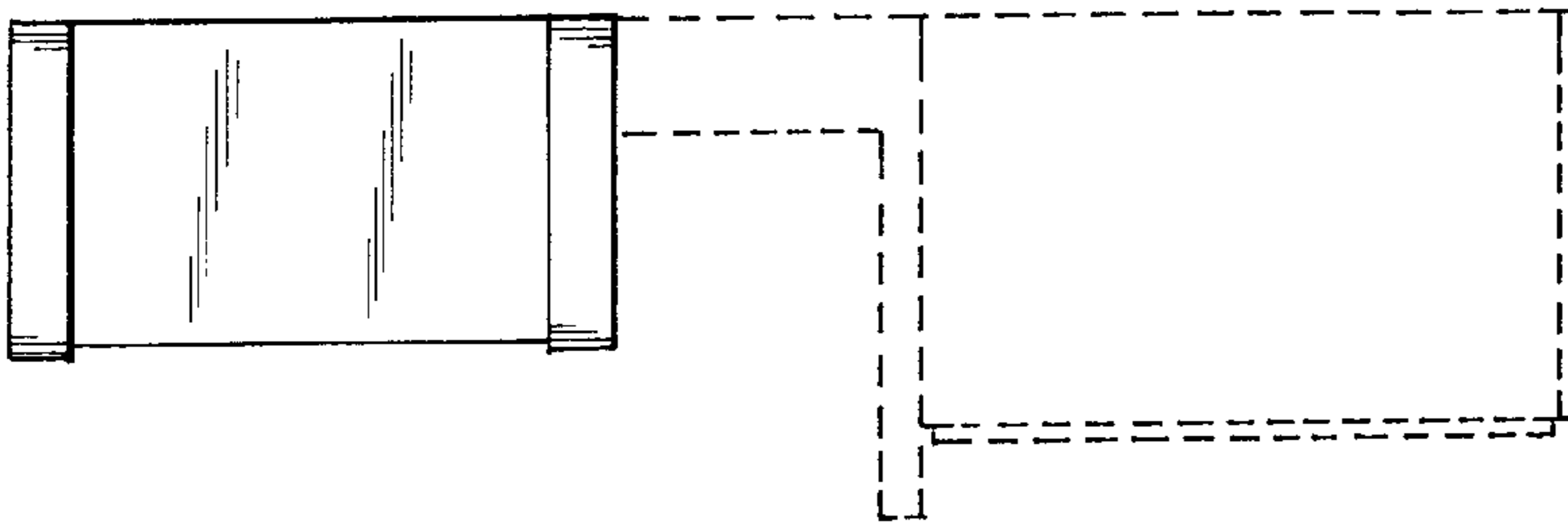


FIG. 4

