



US00D479270S

(12) **United States Design Patent**  
**Strong**

(10) **Patent No.:** **US D479,270 S**

(45) **Date of Patent:** **\*\* Sep. 2, 2003**

(54) **CURABLE LIQUID RESERVOIR**  
(75) Inventor: **Warren N. Strong**, Coventry, RI (US)  
(73) Assignee: **Nordson Corporation**, Westlake, OH (US)  
(\*\*) Term: **14 Years**

5,022,563 A 6/1991 Marchitto et al. .... 222/327  
D333,838 S \* 3/1993 Gabel ..... D19/66  
5,358,349 A \* 10/1994 Burroughs et al. .... 401/184  
D353,397 S \* 12/1994 Banik ..... D19/66  
D380,046 S \* 6/1997 Domanowski ..... D24/144  
D384,162 S \* 9/1997 Husar et al. .... D24/222  
D469,178 S \* 1/2003 Courteix ..... D24/130

(21) Appl. No.: **29/175,739**  
(22) Filed: **Feb. 10, 2003**

**OTHER PUBLICATIONS**

EFD, *Ultra™ Dispense Components*, www.efd-inc.com website, 5 pgs., Nov., 2001.

\* cited by examiner

**Related U.S. Application Data**

*Primary Examiner*—Martie K. Holtje  
(74) *Attorney, Agent, or Firm*—Wood, Herron & Evans, L.L.P.

(62) Division of application No. 29/152,612, filed on Dec. 20, 2001.  
(51) **LOC (7) Cl.** ..... **19-06**  
(52) **U.S. Cl.** ..... **D19/66; D24/130; D19/55**  
(58) **Field of Search** ..... 604/47; D9/337, D9/338; D19/35, 36, 41-51, 53-58, 66, 70, 71, 95, 99, 100; 401/184, 198, 199, 6, 7, 88, 171, 172, 180, 186, 206, 260, 264, 266, 273, 279, 283; 222/325-327, 386-391, 207, 213, 553; D24/144, 222, 130

(57) **CLAIM**

The ornamental design for a curable liquid reservoir, as shown and described.

(56) **References Cited**

**DESCRIPTION**

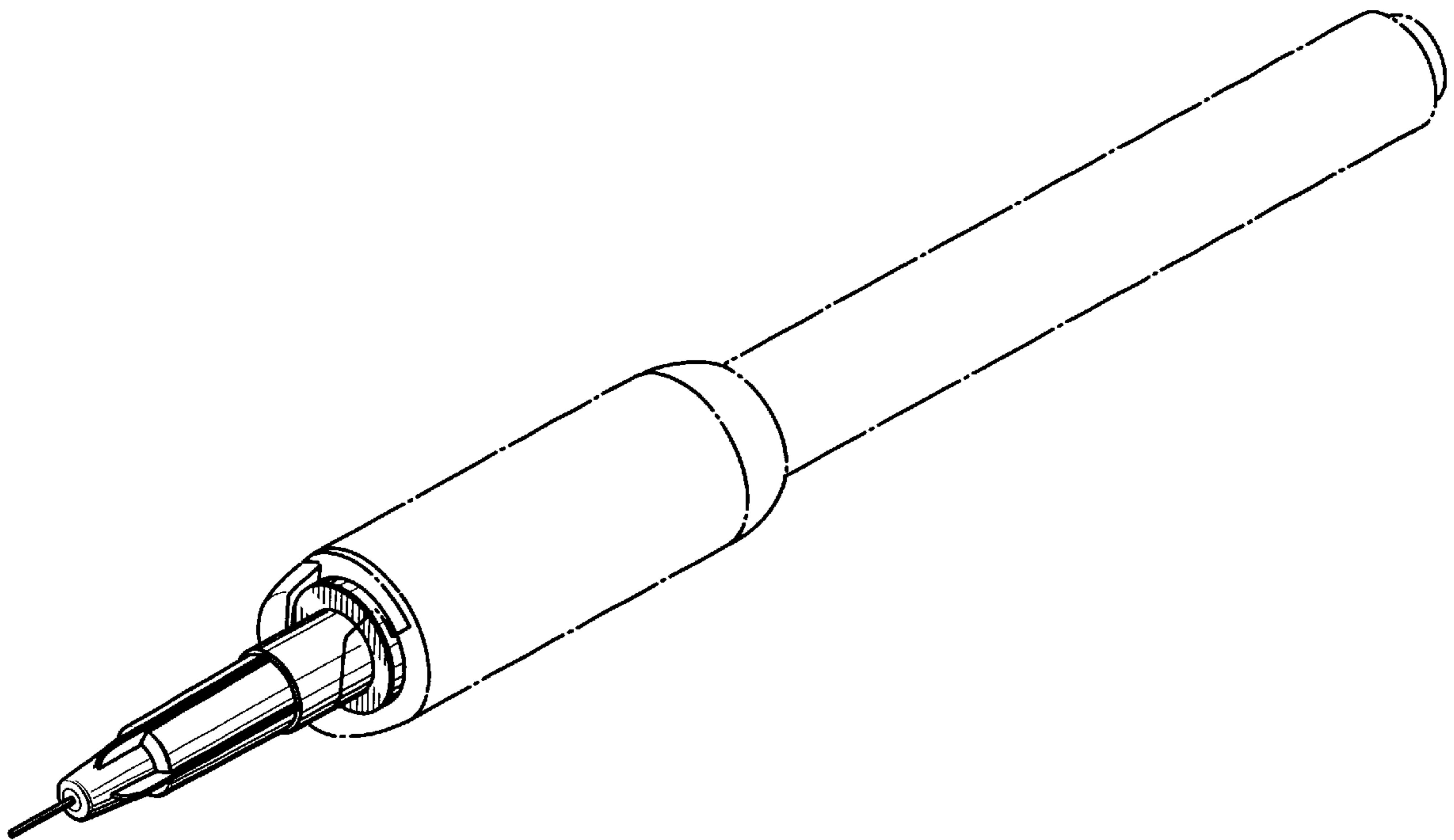
FIG. 1 is a perspective view of the invention illustrated as a curable liquid reservoir;  
FIG. 2 is a front view of FIG. 1, the rear, top and bottom views being identical to the front view;  
FIG. 3 is a left side view of FIG. 1; and,  
FIG. 4 is a right side view of FIG. 1.

**U.S. PATENT DOCUMENTS**

4,543,005 A \* 9/1985 Kuboshima ..... 401/260  
4,798,582 A \* 1/1989 Sarath et al. .... 604/47  
4,813,870 A \* 3/1989 Pitzen et al. .... 222/207 X  
4,913,175 A \* 4/1990 Yokosuka et al. .... 401/206 X  
4,960,340 A \* 10/1990 Tamiya et al. .... 401/186

The elements shown in dash-dot lines form no part of the claimed invention, and are instead included to show environmental aspects of the claimed invention.

**1 Claim, 1 Drawing Sheet**



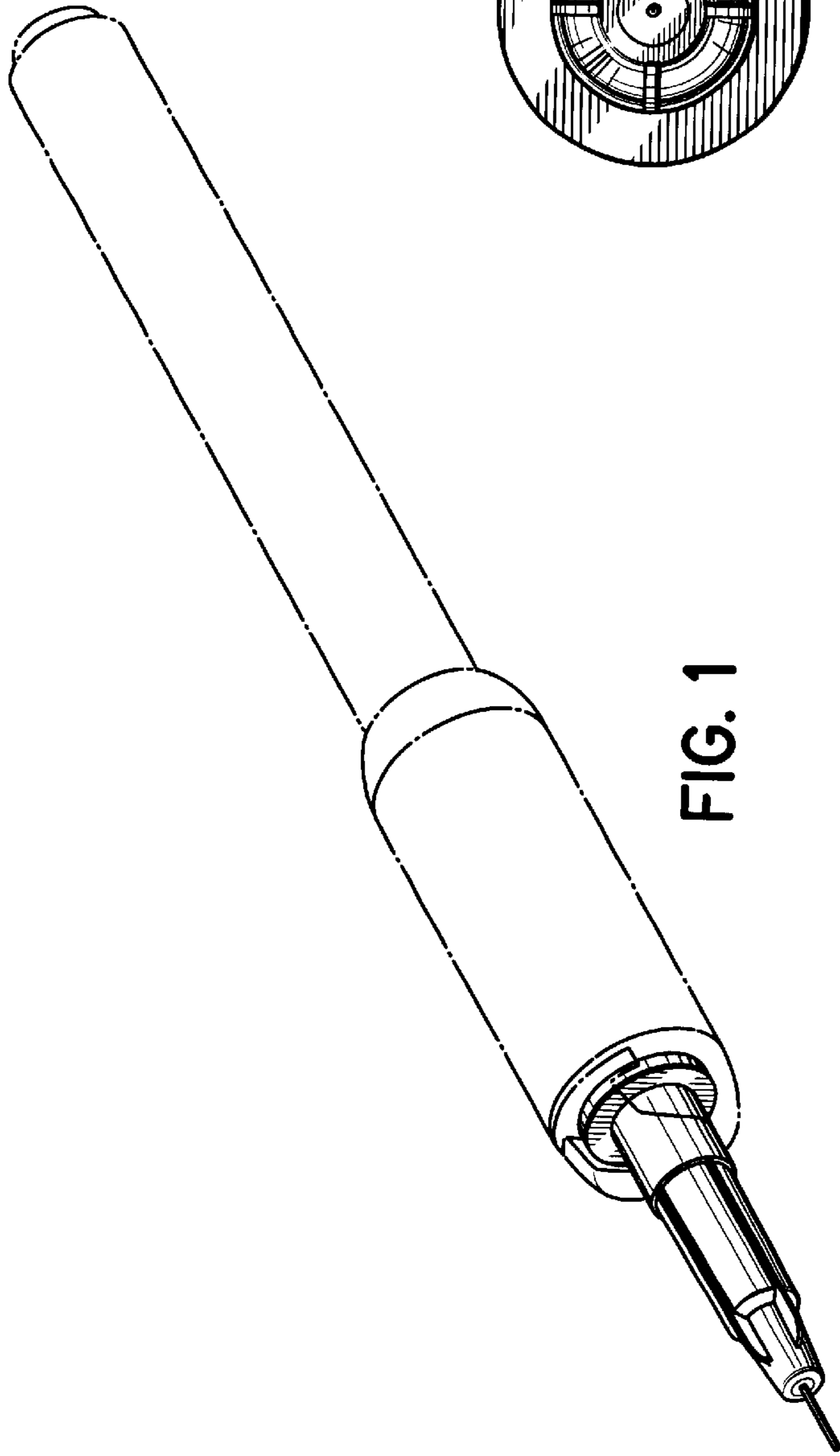


FIG. 1

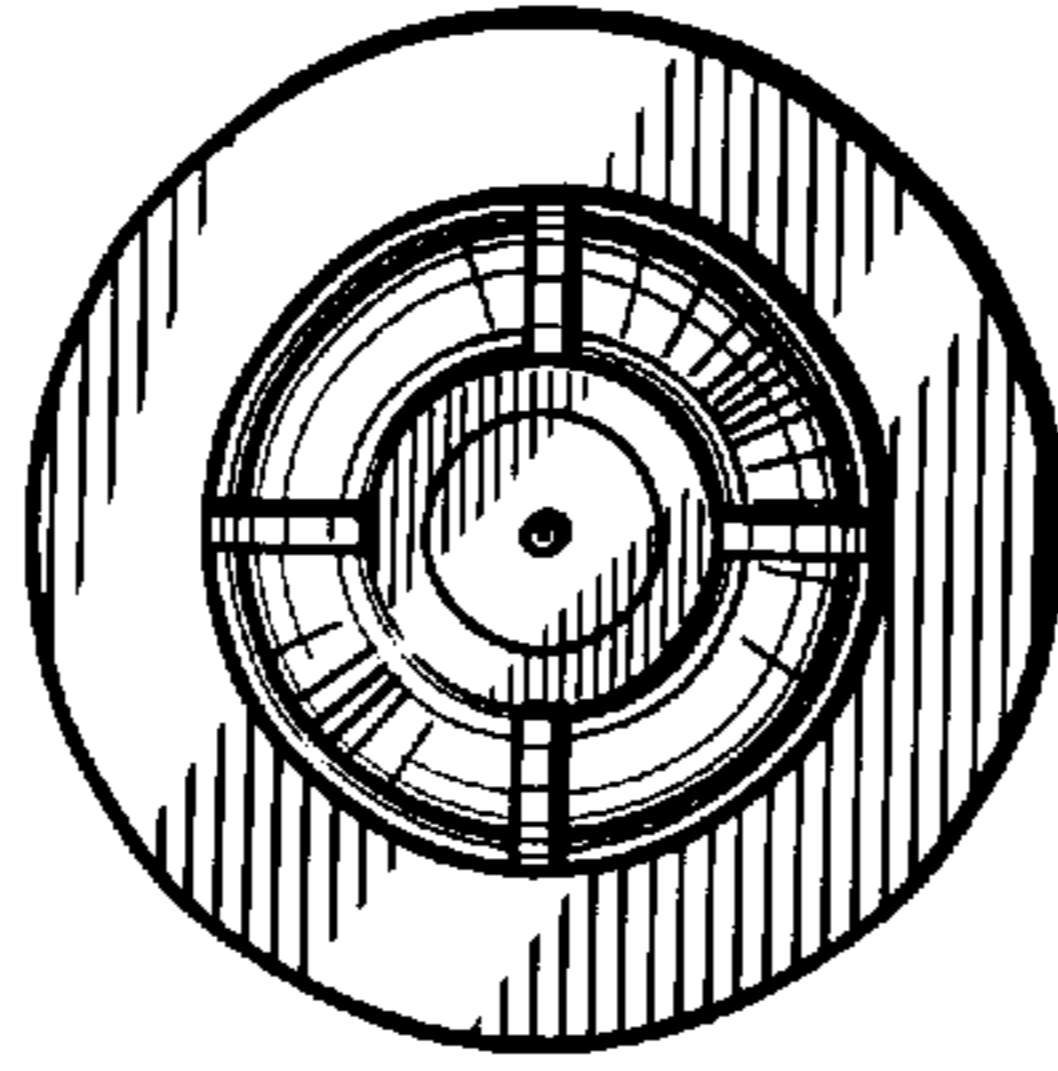


FIG. 3

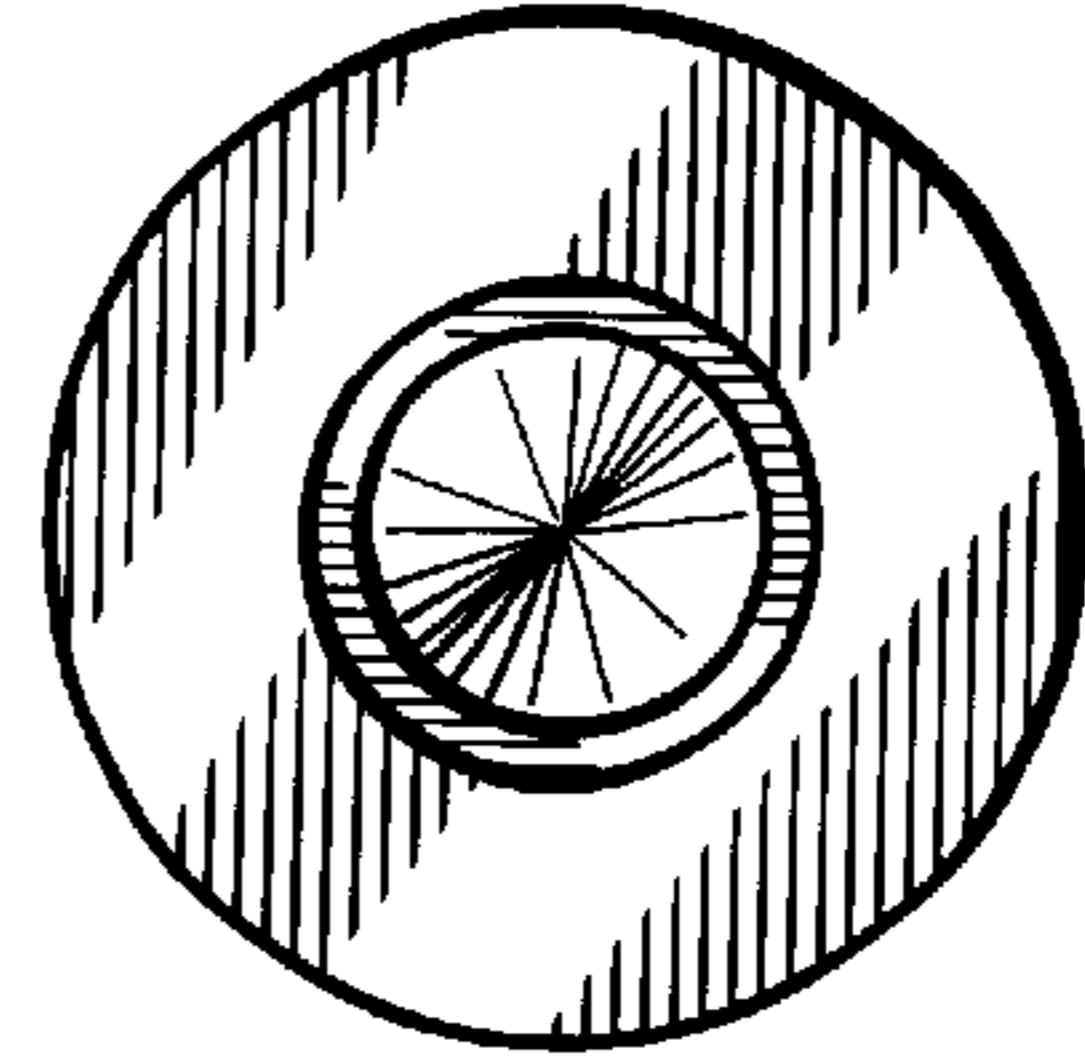


FIG. 4

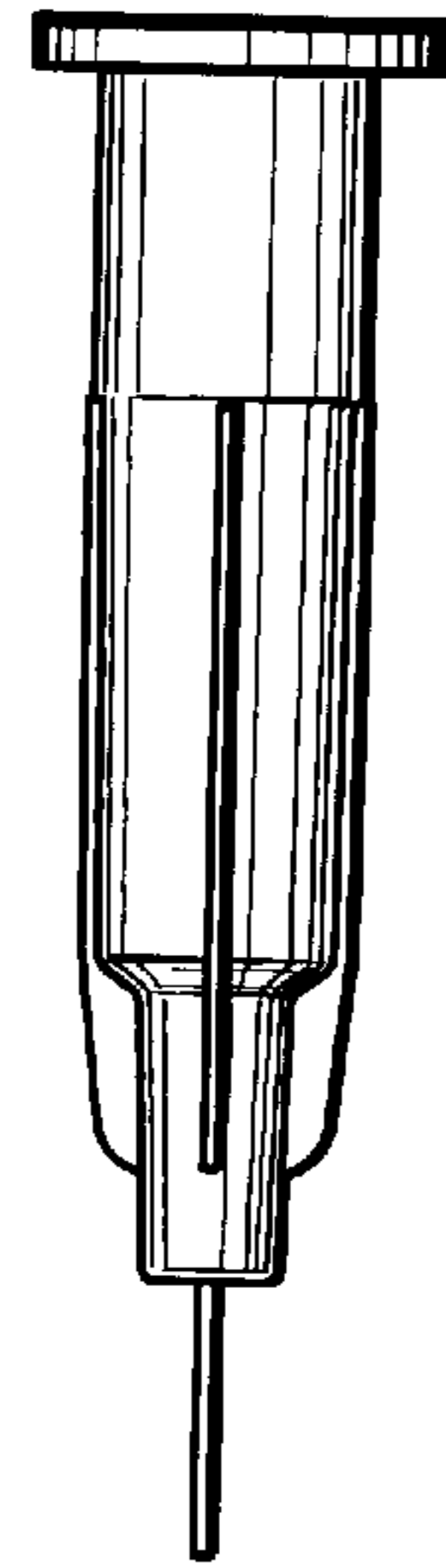


FIG. 2