



US00D479266S

(12) **United States Design Patent**
McCormack

(10) **Patent No.:** **US D479,266 S**

(45) **Date of Patent:** **** Sep. 2, 2003**

(54) **MONTHLY CALENDAR LEAF**

(75) **Inventor:** **Leanne M. McCormack**, Guilford, NY (US)

(73) **Assignee:** **The Mead Corporation**, Dayton, OH (US)

(**) **Term:** **14 Years**

(21) **Appl. No.:** **29/156,235**

(22) **Filed:** **Feb. 26, 2002**

(51) **LOC (7) Cl.** **19-03**

(52) **U.S. Cl.** **D19/20; D19/33**

(58) **Field of Search** D19/20, 21, 22,
D19/23, 25; 434/304; 283/2, 3, 117; 40/107,
109, 110, 111, 116, 118, 119, 120, 121,
122

(56) **References Cited**

U.S. PATENT DOCUMENTS

1,537,891	A	*	5/1925	Shedd	283/2
4,226,443	A		10/1980	Brown		
4,345,392	A	*	8/1982	Cornell	40/116
D269,976	S		8/1983	Szigeti		
4,531,314	A	*	7/1985	Parent et al.	40/119
4,887,373	A	*	12/1989	Macaulay	40/119
5,339,546	A		8/1994	Rahwan		
D411,230	S		6/1999	Crooks		
D411,569	S		6/1999	Crooks		

OTHER PUBLICATIONS

Miller's Office Products Catalog, ©2000, see indicated item F, page center, p. 382.*

At-a-Glance Yearly Wall Calendar, pre-existing design. 1997 At-a-Glance Catalog (pub. Jan. 1996), p. 12-13, 800 Range Appointment Books; p. 19, Fashion Monthly Planner; p. 29, Monthly Planner; p. 44, Five-Year Pocket Planner. 1998 At-a-Glance Catalog (pub. Feb. 1997), p. 50, Daily 800 Range Appointment Book; p. 59, Weekly/Monthly 800 Range Planner; p. 72, Monthly Classic Planner; p. 76, Five-Year Pocket Monthly Planner.

* cited by examiner

Primary Examiner—Martie K. Holtje

(74) *Attorney, Agent, or Firm*—Lawrence P. Trapani

(57) **CLAIM**

The ornamental design for a monthly calendar leaf, as shown and described.

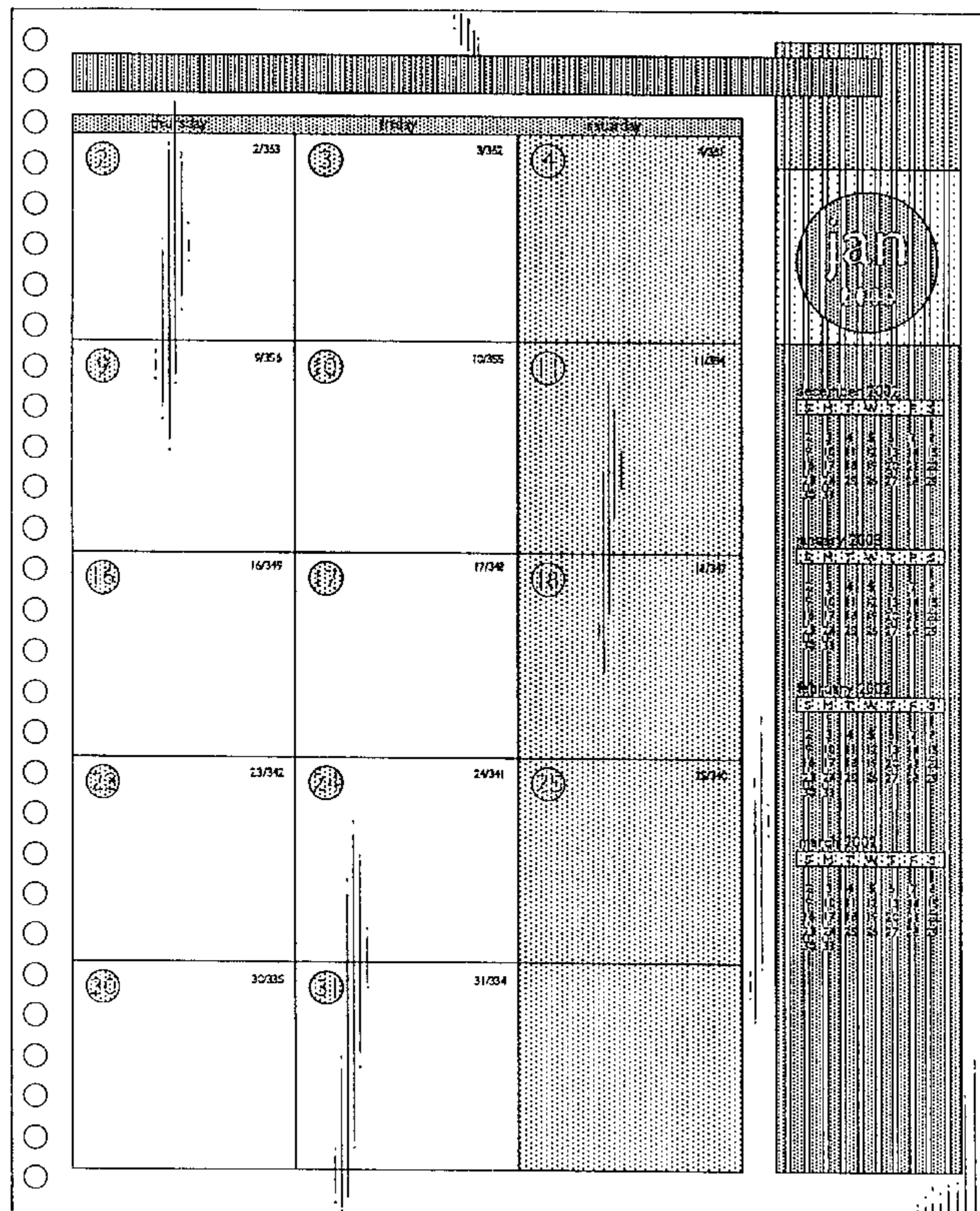
DESCRIPTION

FIG. 1 is a front elevational view of the monthly calendar leaf showing my new design; and, FIG. 2 is a rear elevational view of the monthly calendar leaf of FIG. 1.

The stippled shading in the drawing indicates color contrasts.

The broken line showing of the text in FIGS. 1 and 2 is for illustrative purposes only and forms no part of the claimed design.

1 Claim, 2 Drawing Sheets



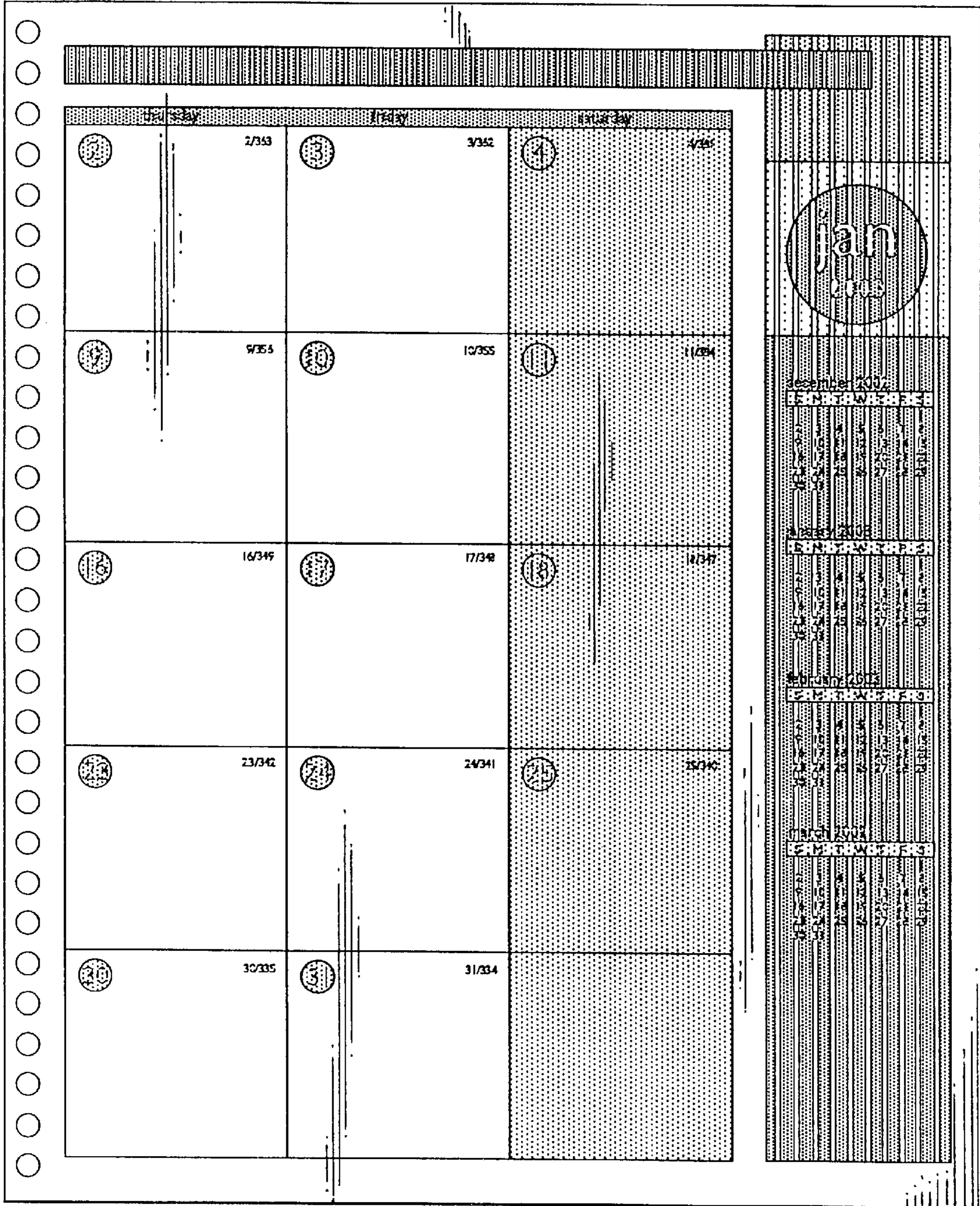


FIG. 1

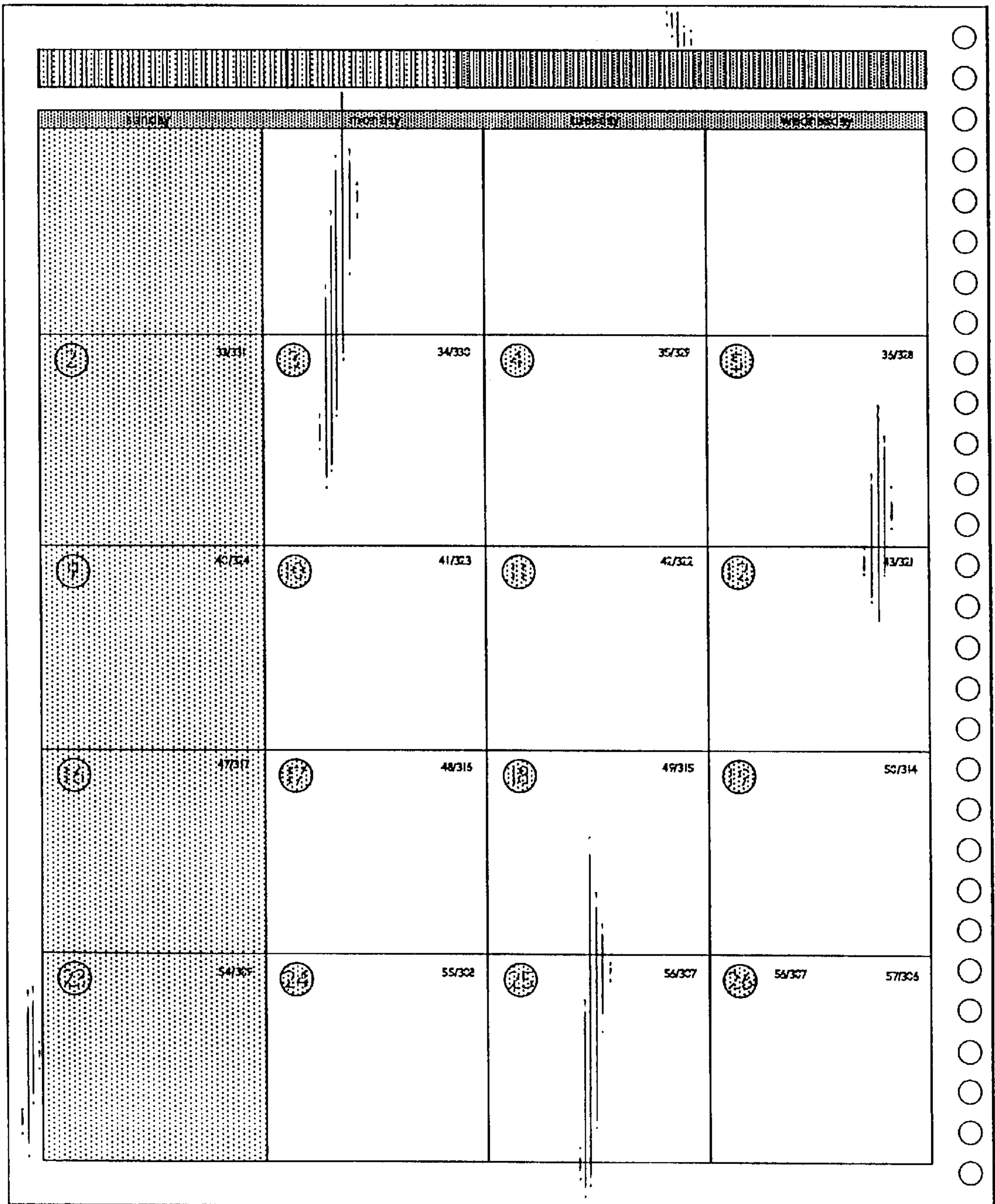


FIG. 2