



US00D479261S

(12) **United States Design Patent**  
**Kawasaki et al.**

(10) **Patent No.:** **US D479,261 S**

(45) **Date of Patent:** **\*\* Sep. 2, 2003**

(54) **PROJECTOR**

(75) Inventors: **Mugio Kawasaki**, Suwa (JP); **Hirohisa Nakano**, Suwa (JP)

(73) Assignee: **Seiko Epson Corporation**, Tokyo (JP)

(\*\*) Term: **14 Years**

(21) Appl. No.: **29/167,282**

(22) Filed: **Sep. 12, 2002**

(30) **Foreign Application Priority Data**

Mar. 28, 2002 (JP) ..... 2002-008289

(51) **LOC (7) Cl.** ..... **16-02**

(52) **U.S. Cl.** ..... **D16/230; D16/225**

(58) **Field of Search** ..... D16/200, 205,  
D16/221, 225, 230, 231, 234; D21/514;  
352/242, 243; 353/115, 119, 122

(56) **References Cited**

**U.S. PATENT DOCUMENTS**

- D420,033 S \* 2/2000 Takano et al. .... D16/231
- D428,619 S \* 7/2000 Saeki et al. .... D16/230
- D437,337 S \* 2/2001 Kawasaki et al. .... D16/230
- D464,074 S \* 10/2002 Miyazaki ..... D16/230
- 6,491,399 B1 \* 12/2002 Fujimori ..... 353/119

D470,525 S \* 2/2003 Nakayama et al. .... D16/231  
2002/0140909 A1 \* 10/2002 Tanaka ..... 353/119

**FOREIGN PATENT DOCUMENTS**

JP HB12011534 2/2001

\* cited by examiner

*Primary Examiner*—Adir Aronovich

(74) *Attorney, Agent, or Firm*—Oliff & Berridge, PLC


(57) **CLAIM**

The ornamental design for a projector, as shown and described.

**DESCRIPTION**

FIG. 1 is a front view of a projector;  
 FIG. 2 is a rear view thereof;  
 FIG. 3 is a top view thereof;  
 FIG. 4 is a bottom view thereof;  
 FIG. 5 is a right side view thereof;  
 FIG. 6 is a left side view thereof;  
 FIG. 7 perspective view thereof; and,  
 FIG. 8 is a perspective view thereof with a cassette located in a cassette receiving portion of the projector.  
 The broken line showing is for illustrative purposes only and forms no part of the claimed design.

**1 Claim, 4 Drawing Sheets**






FIG. 1

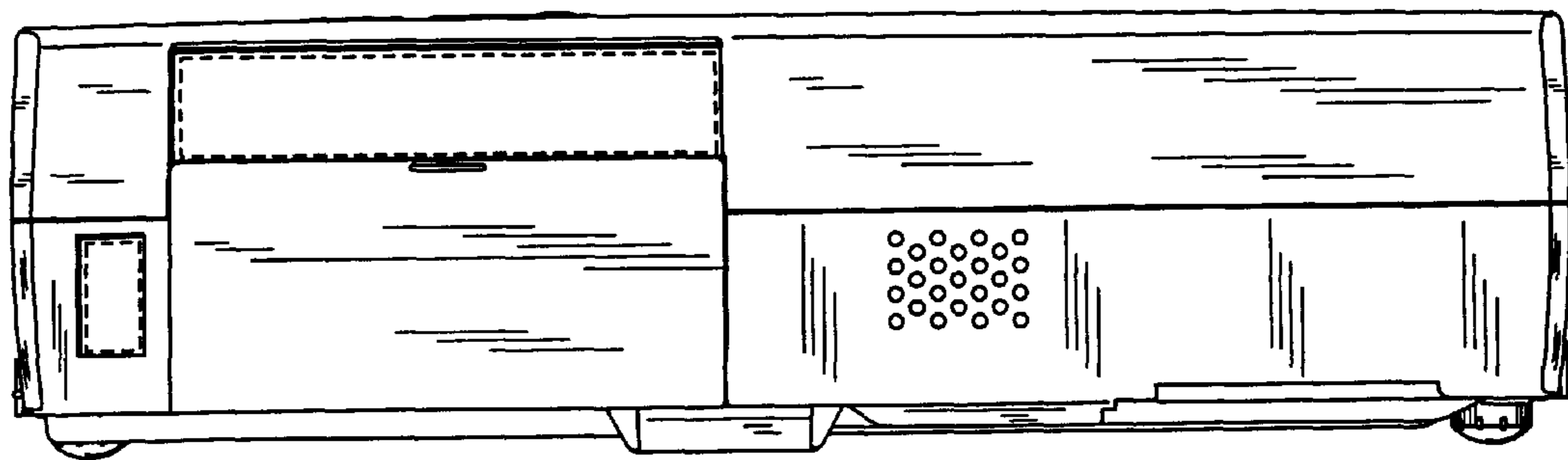


FIG. 2




FIG. 3

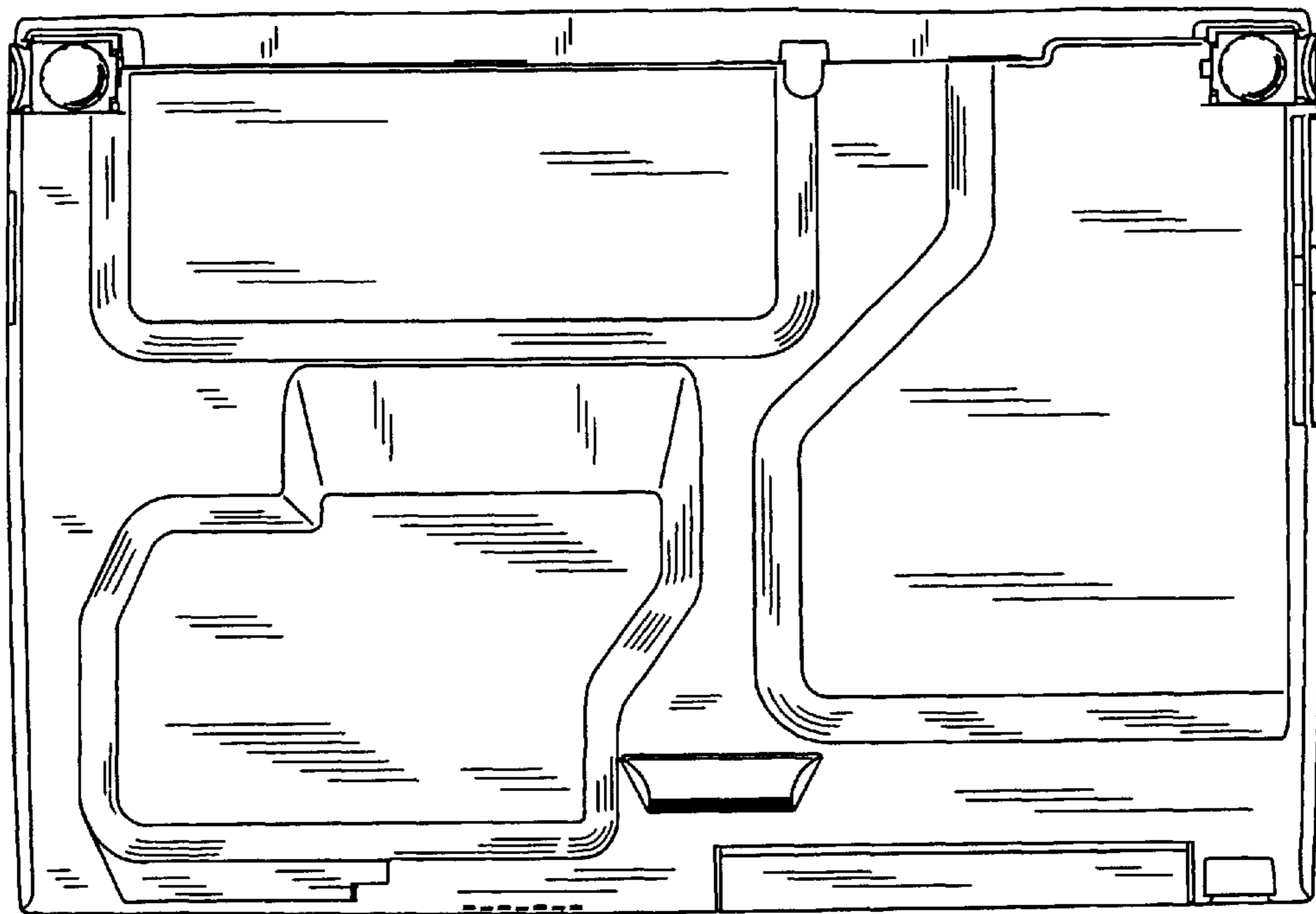


FIG. 4

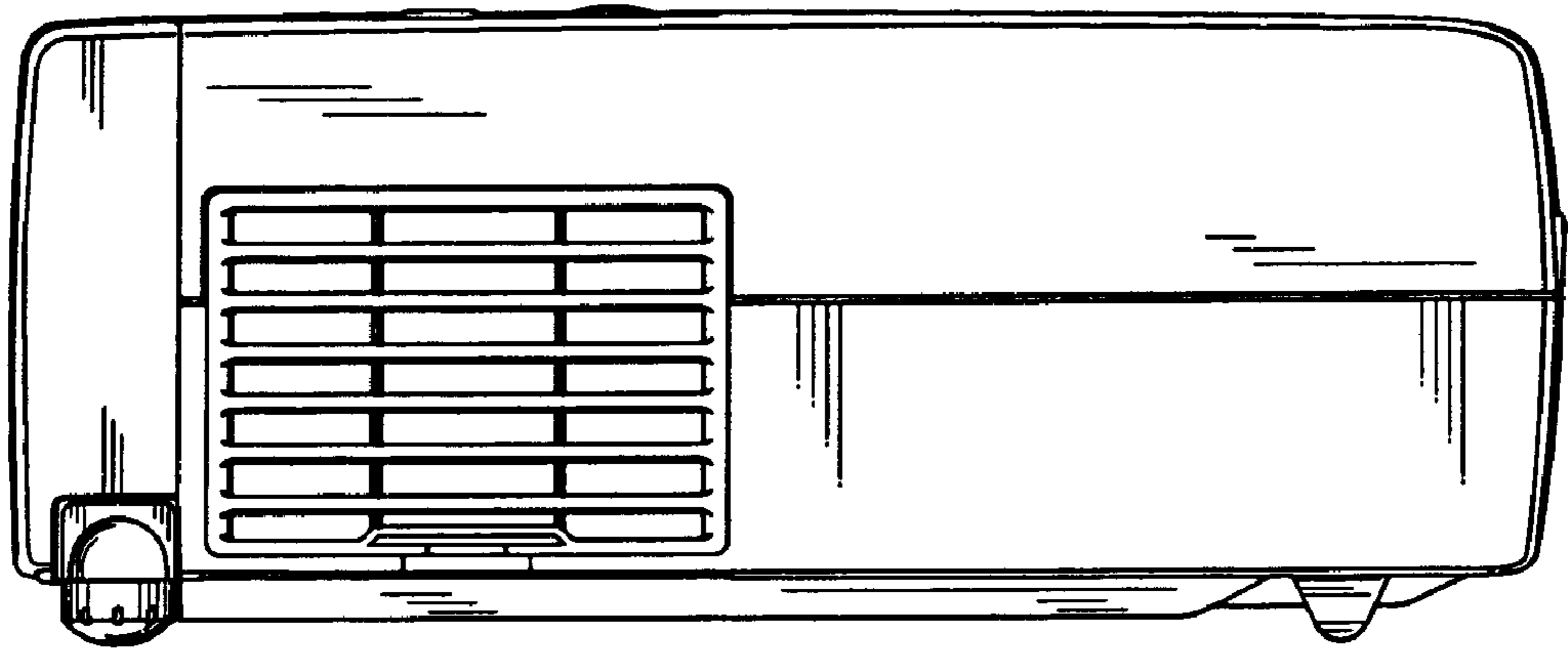


FIG. 5




FIG. 6






FIG. 7




FIG. 8