



US00D479241S

(12) **United States Design Patent**
Witte

(10) **Patent No.: US D479,241 S**

(45) **Date of Patent: ** Sep. 2, 2003**

(54) **HOUSING DOOR**

5,781,367 A * 7/1998 Searle et al. 360/92
D411,188 S * 6/1999 Briggs et al. D14/442

(75) Inventor: **Kay-Uwe Witte**, Offenbach (DE)

FOREIGN PATENT DOCUMENTS

(73) Assignee: **Rittal GmbH & Co. KG**, Herborn (DE)

EP 338341 A2 * 10/1989 361/641
FR 2697380 A1 * 4/1994 361/724

(**) Term: **14 Years**

* cited by examiner

(21) Appl. No.: **29/148,995**

Primary Examiner—Freda Nunn

(22) Filed: **Oct. 1, 2001**

(74) *Attorney, Agent, or Firm*—Pauley Petersen Kinne & Erickson

(30) **Foreign Application Priority Data**

(57) **CLAIM**

Mar. 30, 2001 (DE) 4 01 03 180

The ornamental design for a housing door, as shown and described.

(51) **LOC (7) Cl.** **14-02**

DESCRIPTION

(52) **U.S. Cl.** **D14/441**

(58) **Field of Search** D14/441-446,
D14/240; D13/162, 184, 199; 220/4.28;
361/641, 724, 680-686; 360/92; 312/223.2,
223.3; D6/492; 174/35 GC

FIG. 1 is a perspective view of a housing door, according to one embodiment of this invention;

FIG. 2 is a side view of the housing door, as shown in FIG. 1;

FIG. 3 is a side view, opposite the side view shown in FIG. 2, of the housing door, as shown in FIG. 1;

FIG. 4 is a top view of the housing door, as shown in FIG. 1;

FIG. 5 is a bottom view of the housing door, as shown in FIG. 1;

FIG. 6 is a front view of the housing door, as shown in FIG. 1; and,

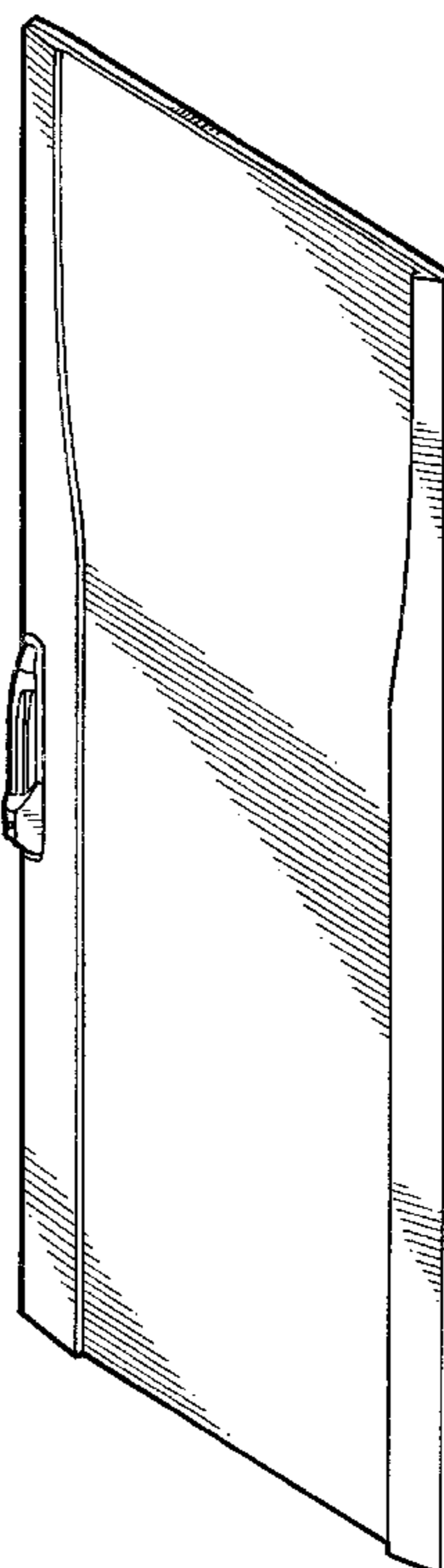
FIG. 7 is a rear view of the housing door, as shown in FIG. 1.

(56) **References Cited**

U.S. PATENT DOCUMENTS

2,091,549 A * 8/1937 Kelso 220/4.28
3,247,312 A * 4/1966 Alessi 174/35 GC
3,808,509 A * 4/1974 Frazier 361/641
D283,894 S * 5/1986 Gubser et al. D14/446
5,001,602 A * 3/1991 Suffi et al. 361/724
D341,962 S * 12/1993 Bovermann et al. D6/492
D379,004 S * 4/1997 Keijser et al. D13/184
5,646,819 A * 7/1997 Hill, III 361/683
D384,041 S * 9/1997 Gallasch D13/184
D390,835 S * 2/1998 Mayfield, III D13/184

1 Claim, 6 Drawing Sheets



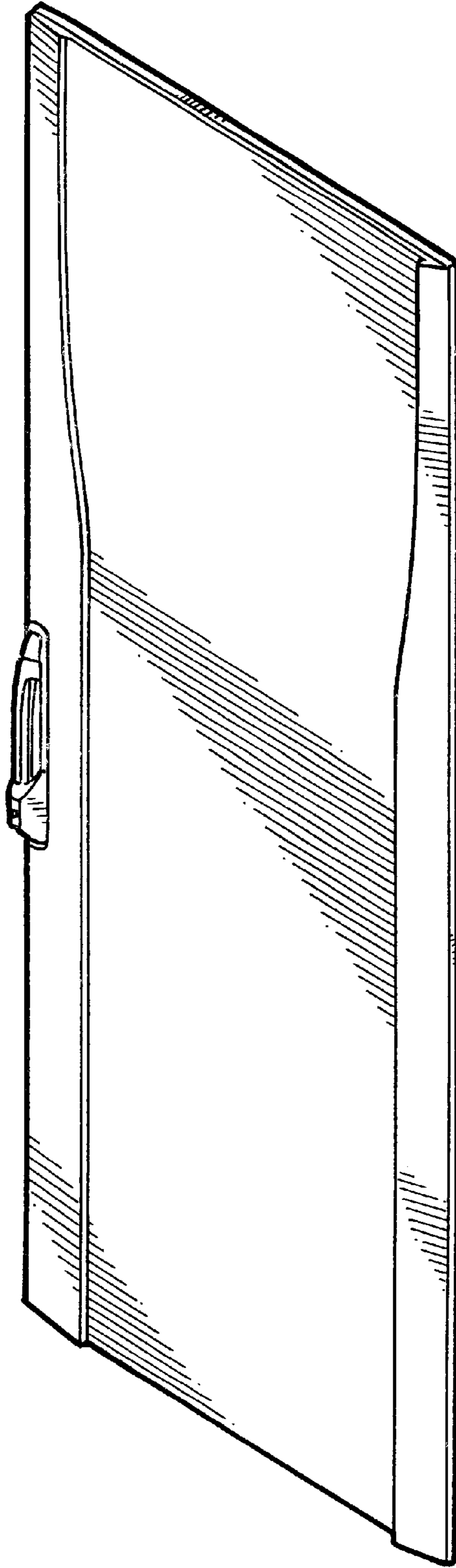


FIG. 1



FIG. 2



FIG. 3



FIG. 4



FIG. 5

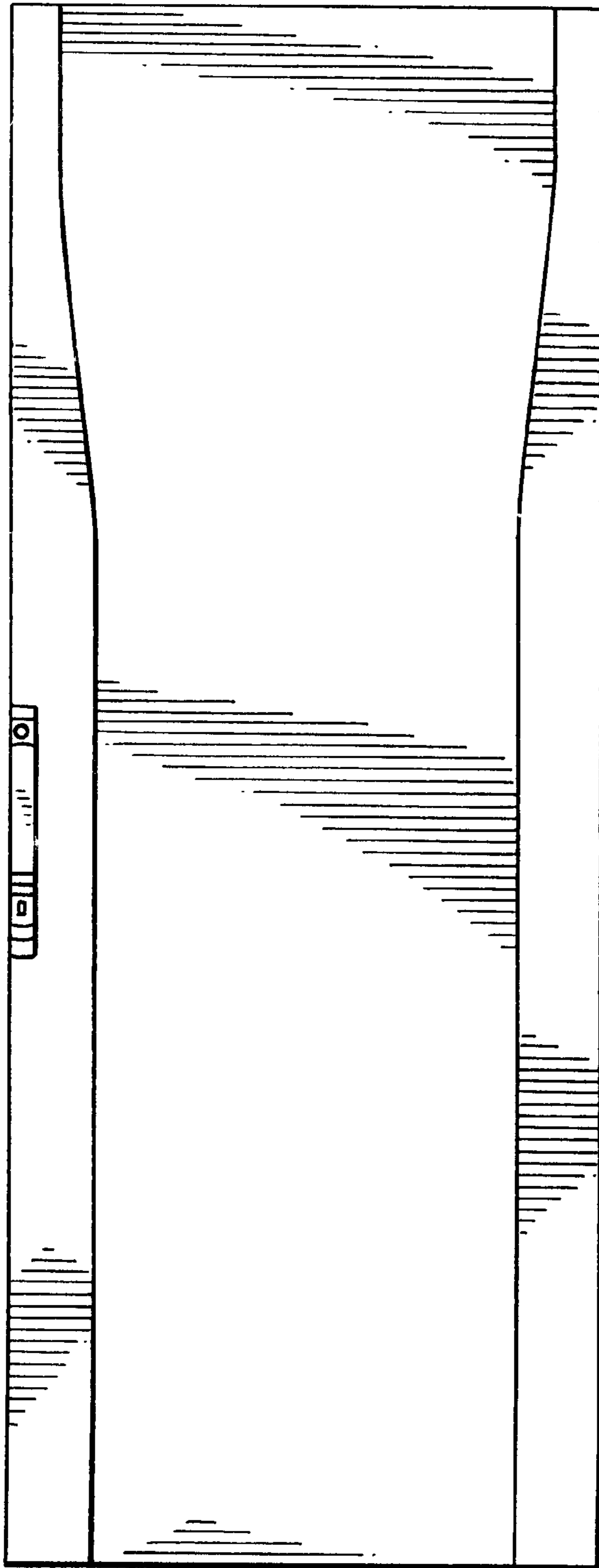


FIG. 6

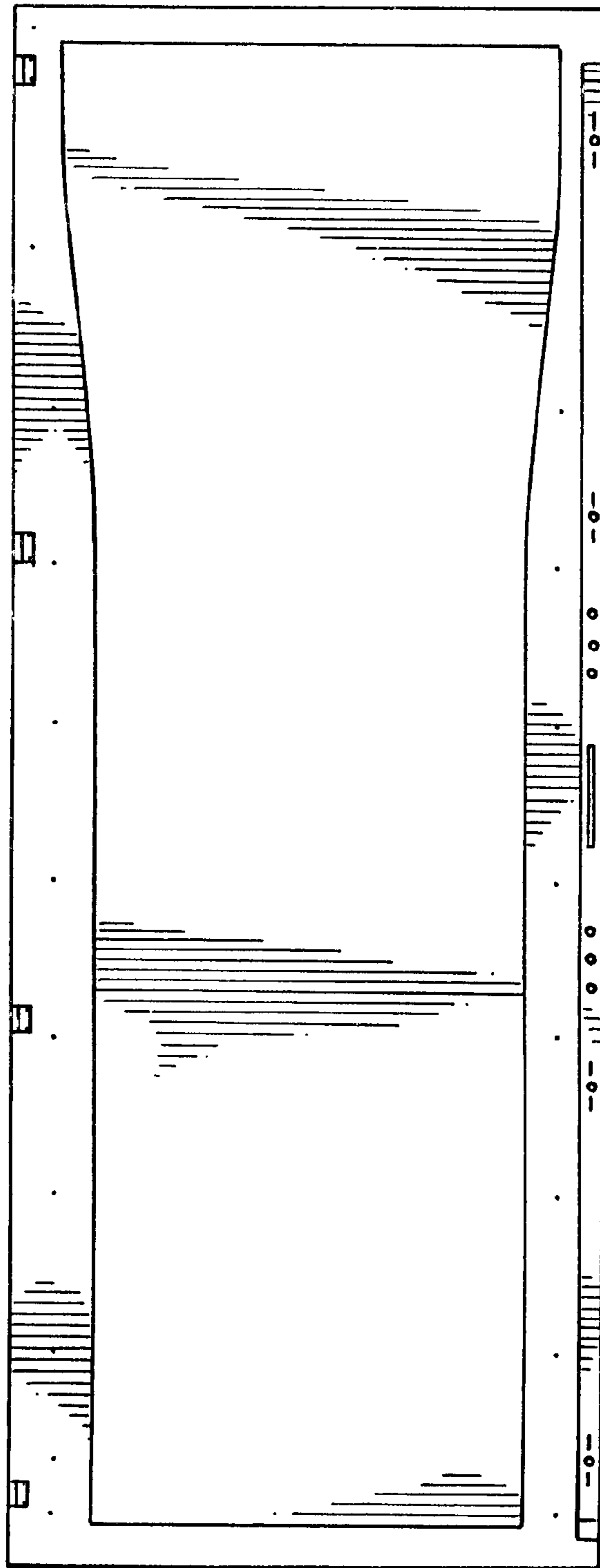


FIG. 7