



US00D479229S

(12) **United States Design Patent**  
**Ashcraft**

(10) **Patent No.:** **US D479,229 S**

(45) **Date of Patent:** **\*\* Sep. 2, 2003**

(54) **AUDIO COMPONENT FACE**

D428,404 S \* 7/2000 Ito et al. .... D14/156  
D429,706 S \* 8/2000 Miyazaki .... D14/135

(75) Inventor: **Daniel W. Ashcraft**, Torrance, CA (US)

\* cited by examiner

(73) Assignee: **Harman International Industries, Inc.**, Northridge, CA (US)

*Primary Examiner*—Nanda Bondade

(74) *Attorney, Agent, or Firm*—Plumsea Law Group, LLC

(\*\*) Term: **14 Years**

(57) **CLAIM**

(21) Appl. No.: **29/163,353**

The ornamental design for an audio component face, as shown and described.

(22) Filed: **Jul. 3, 2002**

**DESCRIPTION**

(51) **LOC (7) Cl.** ..... **14-01**

(52) **U.S. Cl.** ..... **D14/257**

(58) **Field of Search** ..... D14/125, 135–136,  
D14/156–157, 167–168, 188, 197–198,  
239, 257–258, 265; 369/75.1, 75.2, 77.1,  
77.2; 455/344, 347, 350–351

FIG. 1 is an elevational view of an audio component face showing my new design;

FIG. 2 is a side elevational view of the left side thereof; and, FIG. 3 is a side elevational view of the right side thereof.

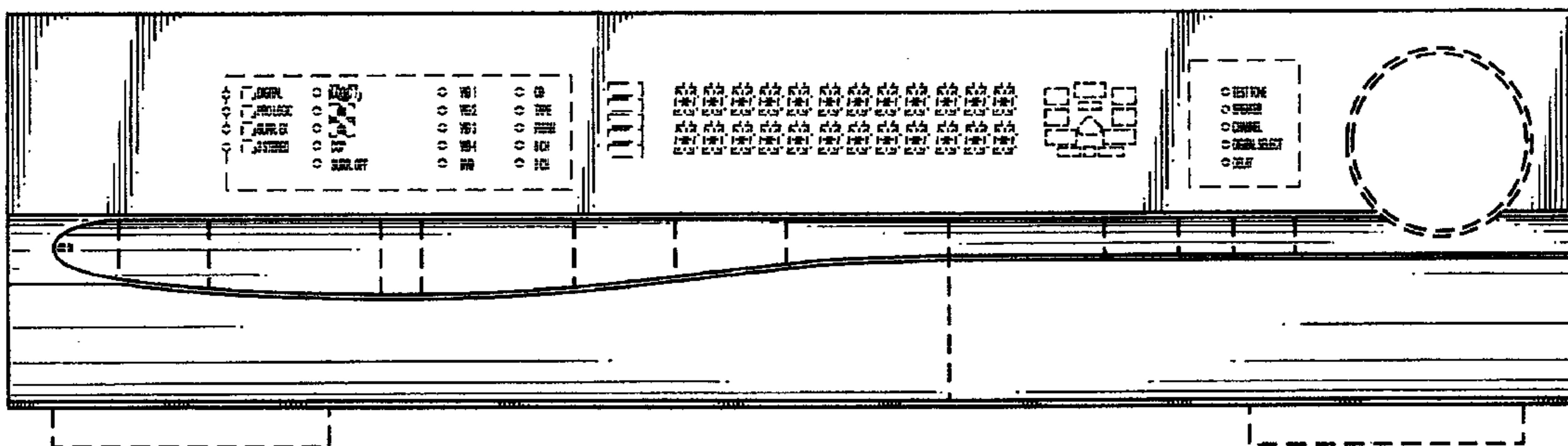
The broken line showings of the indicia, knob, control buttons and other elements in the claimed area are for illustrative purposes only and form no part of the claimed design. The broken line showings of the feet and the remainder of the audio component are also for illustrative purposes only and form no part of the claimed design.

(56) **References Cited**

**U.S. PATENT DOCUMENTS**

D311,915 S \* 11/1990 Hong ..... D14/135  
D388,427 S \* 12/1997 Oh ..... D14/135  
D415,758 S \* 10/1999 Ito et al. .... D14/156

**1 Claim, 2 Drawing Sheets**



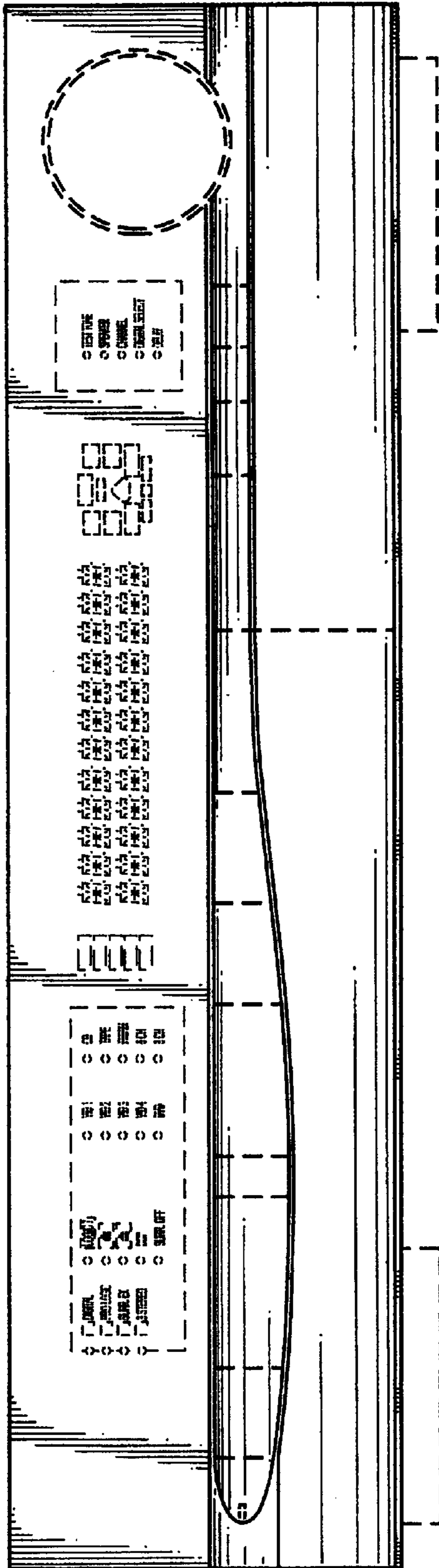
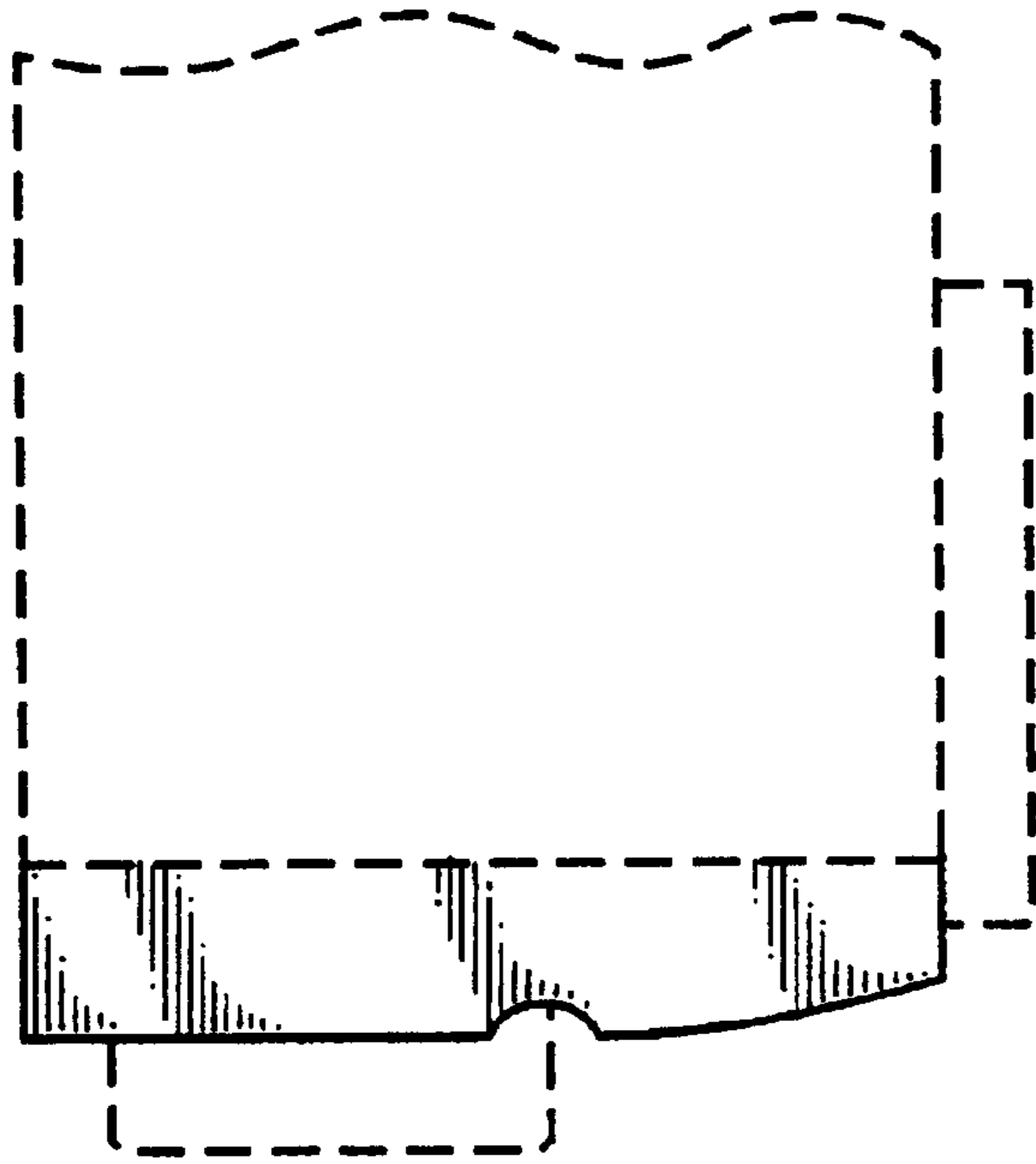
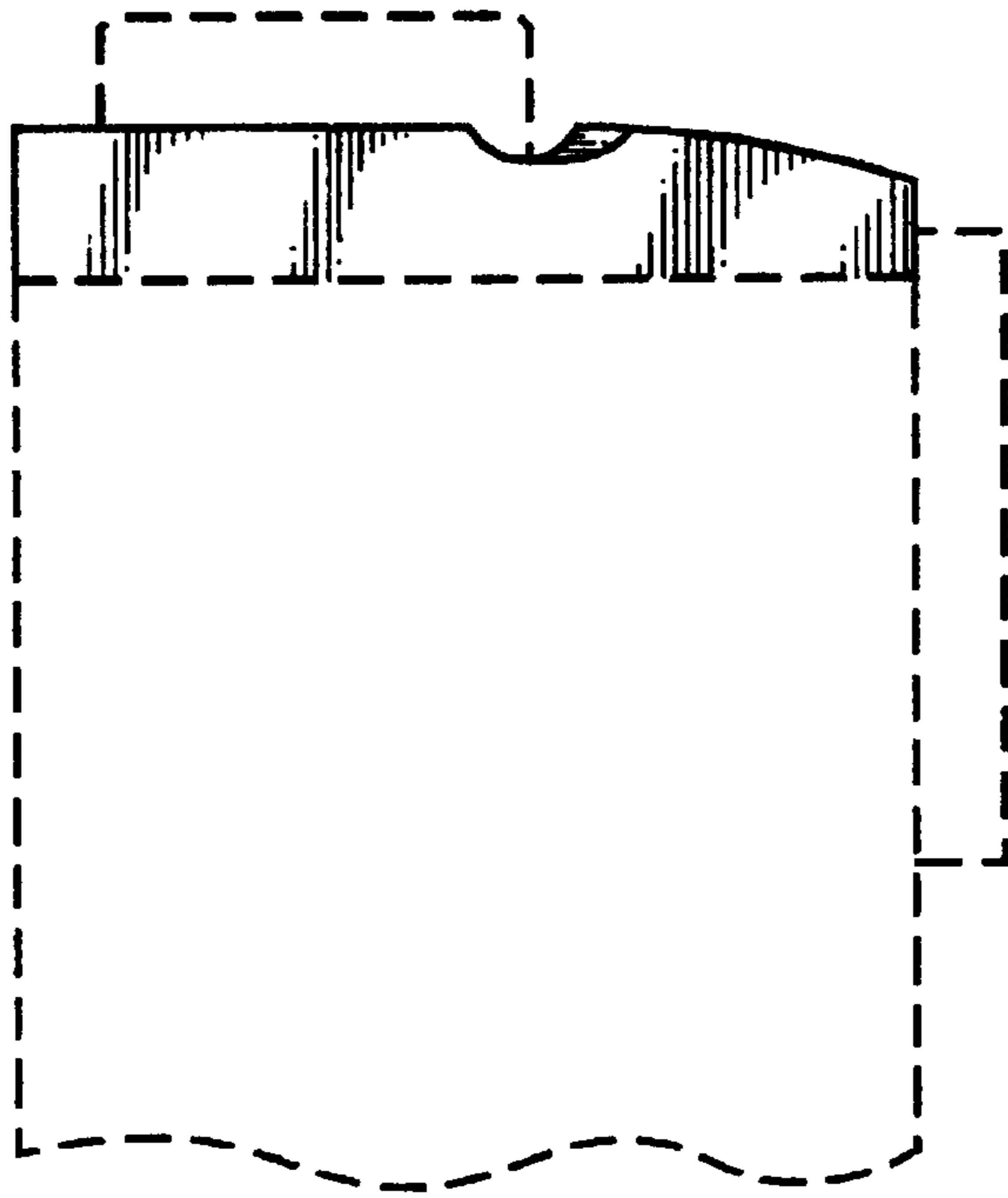


FIG.1



**FIG.3**



**FIG.2**