



US00D479219S

(12) **United States Design Patent**  
**Abe et al.**

(10) **Patent No.:** **US D479,219 S**

(45) **Date of Patent:** **\*\* Sep. 2, 2003**

(54) **SERVO AMPLIFIER**

(75) Inventors: **Tomonori Abe**, Tokyo (JP); **Yasuhiro Endo**, Tokyo (JP); **Shoji Kasugai**, Tokyo (JP); **Keiichi Takikoshi**, Tokyo (JP)

(73) Assignee: **Mitsubishi Denki Kabushiki Kaisha**, Tokyo (JP)

(\*\*) Term: **14 Years**

(21) Appl. No.: **29/170,261**

(22) Filed: **Nov. 4, 2002**

(30) **Foreign Application Priority Data**

Jul. 12, 2002 (JP) ..... 2002-018808

(51) **LOC (7) Cl.** ..... **14-03**

(52) **U.S. Cl.** ..... **D14/188**

(58) **Field of Search** ..... D14/188, 192-198,  
D14/265, 299, 168, 159; 455/344, 347,  
350, 351

(56) **References Cited**

**U.S. PATENT DOCUMENTS**

D267,949 S \* 2/1983 Hisataune ..... D14/188  
4,676,619 A \* 6/1987 Woolley ..... 455/344  
5,285,500 A \* 2/1994 Mantz ..... 455/346

D379,354 S \* 5/1997 Hippen ..... D14/188  
D404,396 S \* 1/1999 Mackie et al. .... D14/188  
D416,903 S \* 11/1999 Kizawa ..... D14/188  
D449,288 S \* 10/2001 Sogabe ..... D14/188

**FOREIGN PATENT DOCUMENTS**

JP 981812 5/1997

\* cited by examiner

*Primary Examiner*—Prabhakar Deshmukh

(74) *Attorney, Agent, or Firm*—Oblon, Spivak, McClelland, Maier & Neustadt, P.C.

(57) **CLAIM**

The ornamental design for a servo amplifier, as shown and described.

**DESCRIPTION**

FIG. 1 is a front, top and left side perspective view of a servo amplifier, showing our new design;  
FIG. 2 is a front elevational view thereof;  
FIG. 3 is a rear elevational view thereof;  
FIG. 4 is a top plan view thereof;  
FIG. 5 is a bottom plan view thereof;  
FIG. 6 is a right side elevational view thereof;  
FIG. 7 is a left side elevational view thereof; and,  
FIG. 8 is a cross-sectional view thereof, taken along line 8—8 of FIG. 2, with the internal system omitted.

**1 Claim, 4 Drawing Sheets**

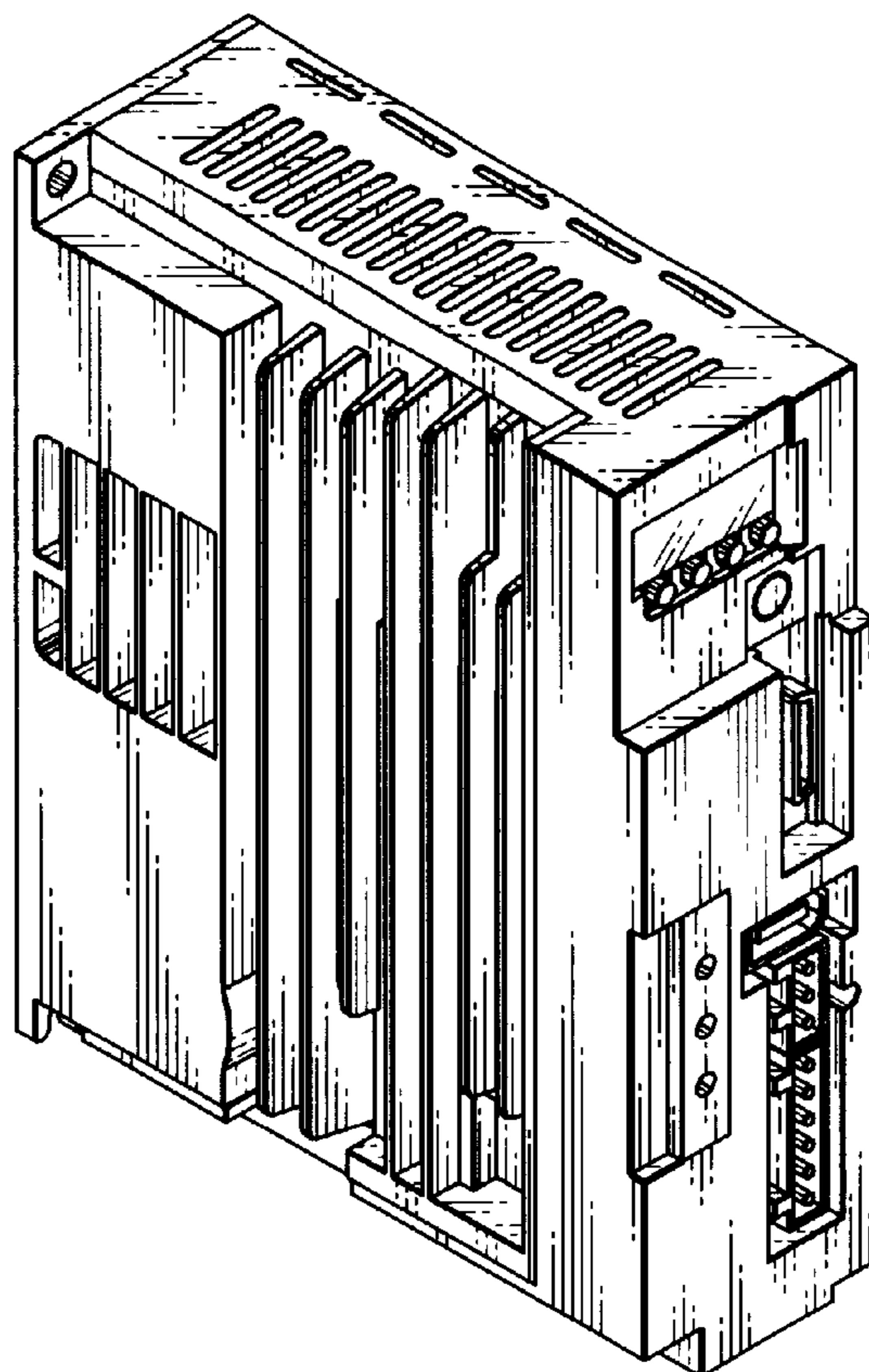


FIG. 1

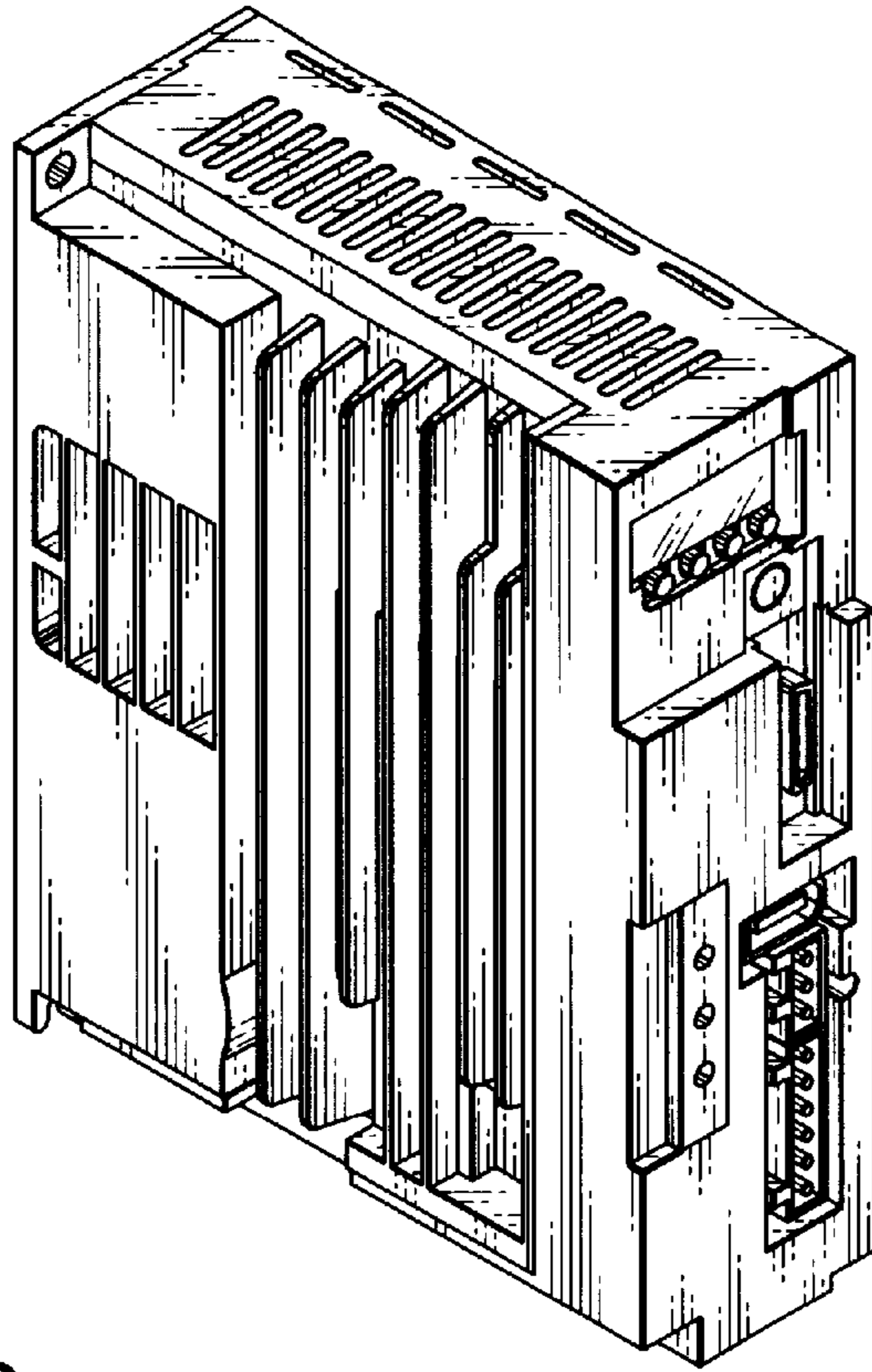


FIG. 2

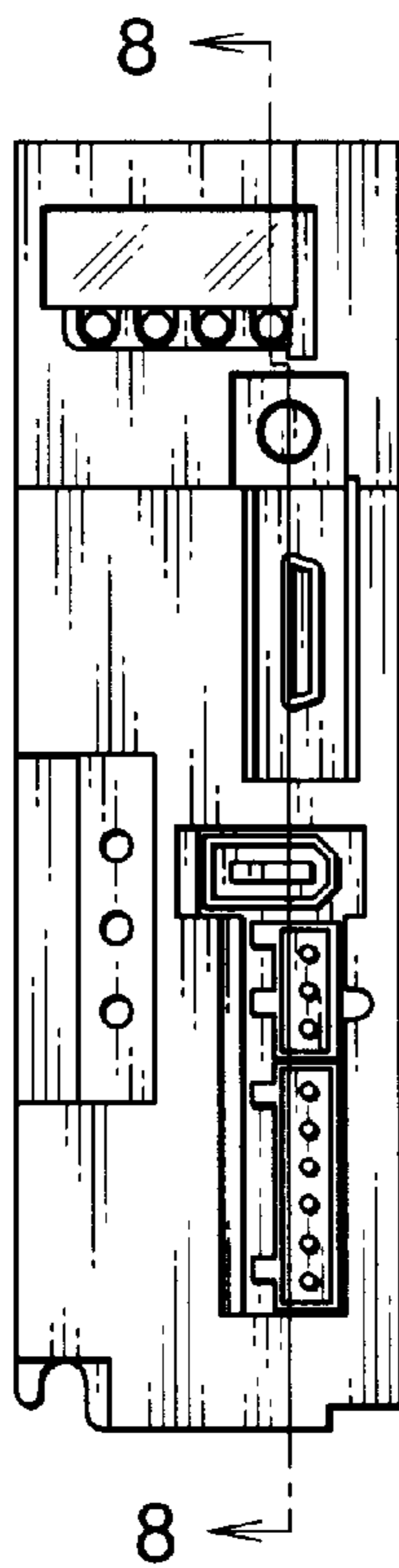


FIG. 3




FIG. 4




FIG. 5

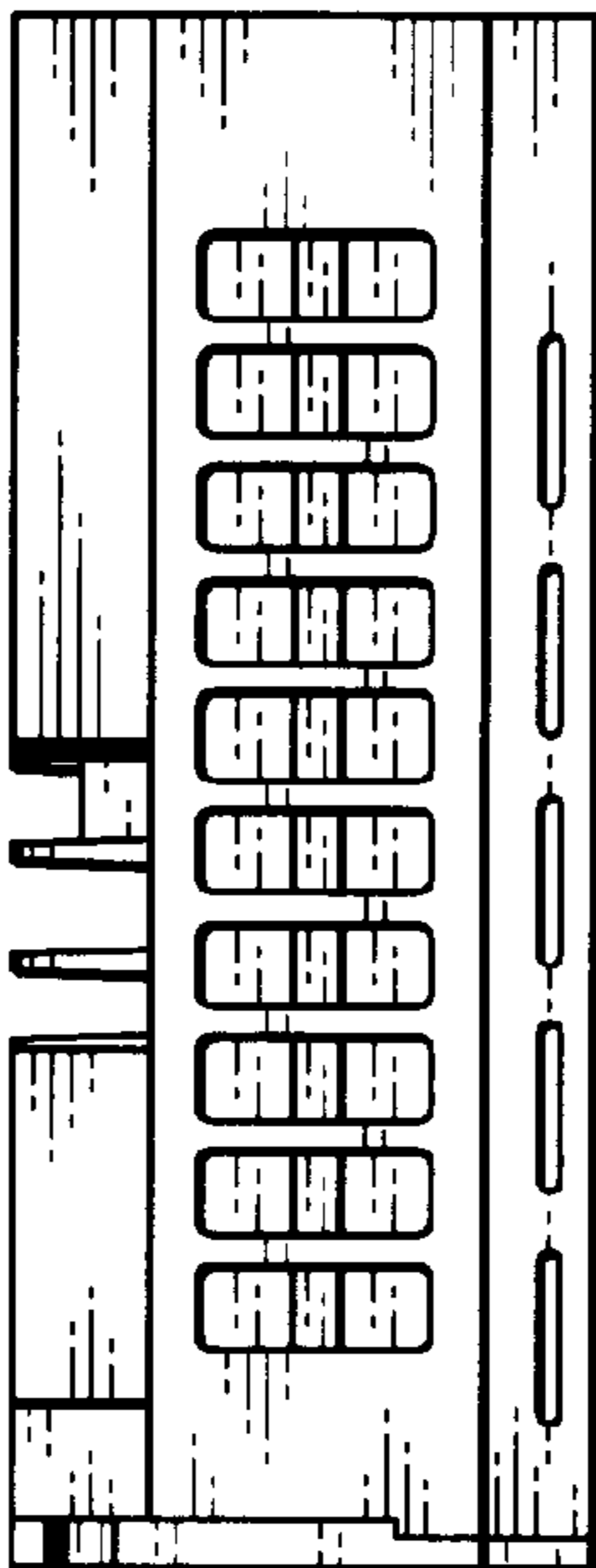


FIG. 6

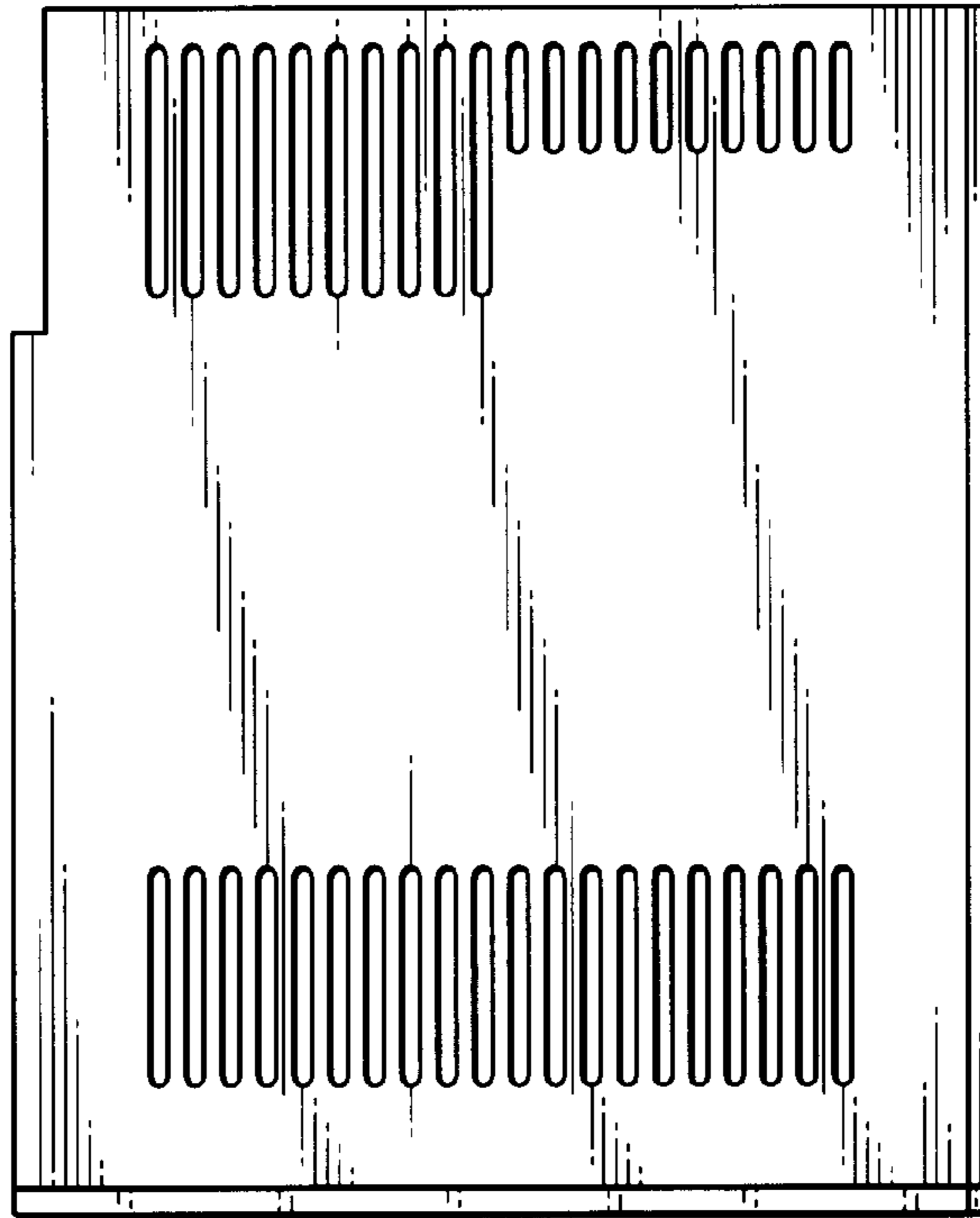


FIG. 7

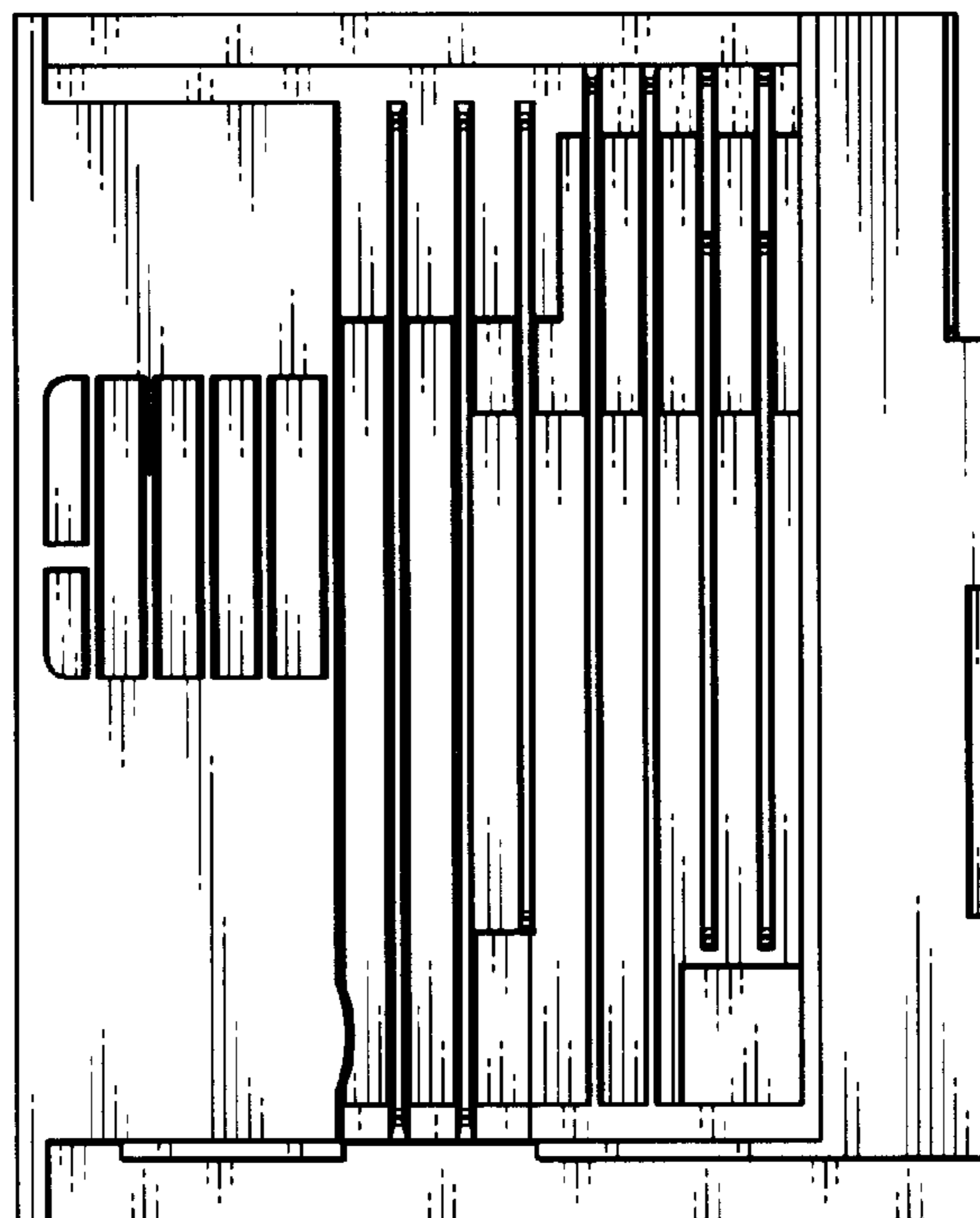


FIG. 8

