



US00D479215S

(12) **United States Design Patent**  
**Yokoyama**

(10) **Patent No.:** **US D479,215 S**

(45) **Date of Patent:** **\*\* Sep. 2, 2003**

(54) **PORTABLE PHONE**

(75) Inventor: **Hiroko Yokoyama, Yokohama (JP)**

(73) Assignee: **Kabushiki Kaisha Toshiba (JP)**

(\*\*) Term: **14 Years**

(21) Appl. No.: **29/162,636**

(22) Filed: **Jun. 20, 2002**

(30) **Foreign Application Priority Data**

Jan. 25, 2002 (JP) ..... 2002-001622

(51) **LOC (7) Cl.** ..... **14-03**

(52) **U.S. Cl.** ..... **D14/138**

(58) **Field of Search** ..... D14/137, 138,  
D14/218, 147-148, 247-248, 144, 341-347;  
379/433.01-433.13, 419, 434, 428.01-428.04,  
420.01-420.04, 440; 455/550-575, 90;  
D21/517

(56) **References Cited**

**U.S. PATENT DOCUMENTS**

D326,452 S	*	5/1992	Roegner	.....	D14/138
D327,059 S	*	6/1992	Chu et al.	.....	D14/138
5,335,274 A	*	8/1994	Masuda et al.	.....	379/433
D369,796 S	*	5/1996	Grewe	.....	D14/138
D370,673 S	*	6/1996	Happo et al.	.....	D14/138
5,657,370 A	*	8/1997	Tsugane et al.	.....	455/550
D386,493 S	*	11/1997	Mahan	.....	D14/138
D390,555 S	*	2/1998	Finke-Anlauff	.....	D14/138
D406,131 S	*	2/1999	Osthues	.....	D14/138
D409,601 S	*	5/1999	Wicks et al.	.....	D14/138
D410,645 S	*	6/1999	Wood et al.	.....	D14/138
D445,409 S	*	7/2001	Segers	.....	D14/138
D445,413 S	*	7/2001	Yano	.....	D14/138
6,308,084 B1	*	10/2001	Lonka	.....	455/556
6,397,084 B1	*	5/2002	Wicks et al.	.....	455/566
D459,326 S	*	6/2002	Nagai et al.	.....	D14/138
D466,096 S	*	11/2002	Takada	.....	D14/138

**FOREIGN PATENT DOCUMENTS**

JP 1086844 \* 10/2000

JP 1088577 \* 10/2000

JP 1105439 \* 4/2001

JP 1120255 9/2001

JP 1123983 10/2001

JP 1124434 10/2001

**OTHER PUBLICATIONS**

Hague Database Search Page

[<http://guest:guest@ipdl.wipo.int/en/search/hag/search-bool2.html>], Document DM/060180, dated May 8, 2002.\*

\* cited by examiner

*Primary Examiner*—Jeffrey Asch

(74) *Attorney, Agent, or Firm*—Banner & Witcoff, Ltd.

(57) **CLAIM**

The ornamental design for a portable phone, as shown and described.

**DESCRIPTION**

FIG. 1 is a top, front and right side perspective view of a portable phone showing my new design,  
 FIG. 2 is a front elevational view thereof,  
 FIG. 3 is a right side elevational view thereof,  
 FIG. 4 is a top plan view thereof,  
 FIG. 5 is a rear elevational view thereof,  
 FIG. 6 is a left side elevational view thereof,  
 FIG. 7 is a bottom plan view thereof,  
 FIG. 8 is a front elevational view showing the article with a display being in a slid position thereof,  
 FIG. 9 is a top plan view showing the article with a display being in the slid position thereof,  
 FIG. 10 is a right side elevational showing the article with a display being in the slid position thereof,  
 FIG. 11 is a perspective view showing the article with a display being in the slid position thereof; and,  
 FIG. 12 is a perspective view showing the article with a camera being in a moved position.

**1 Claim, 7 Drawing Sheets**

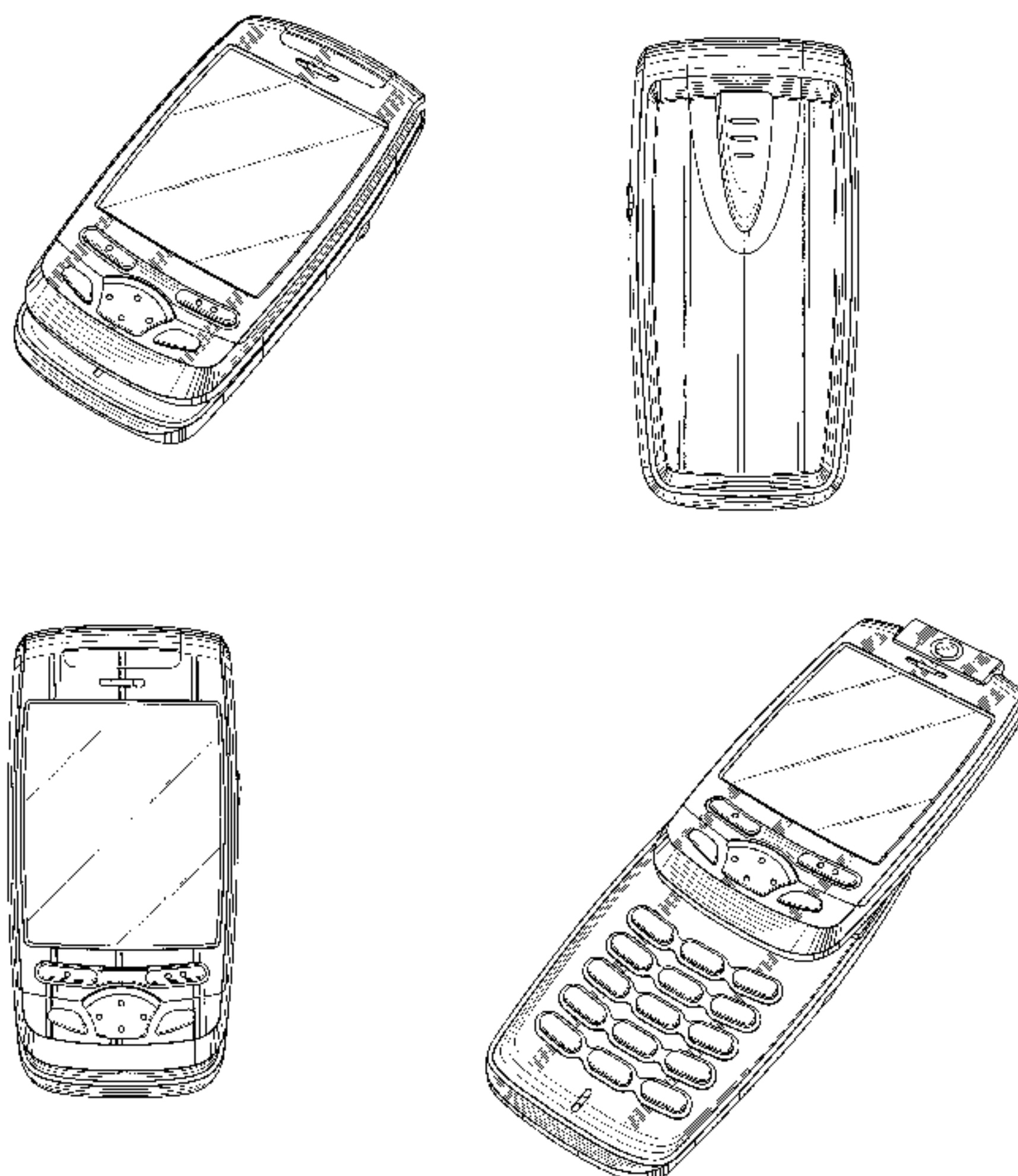


FIG. 1



FIG. 2

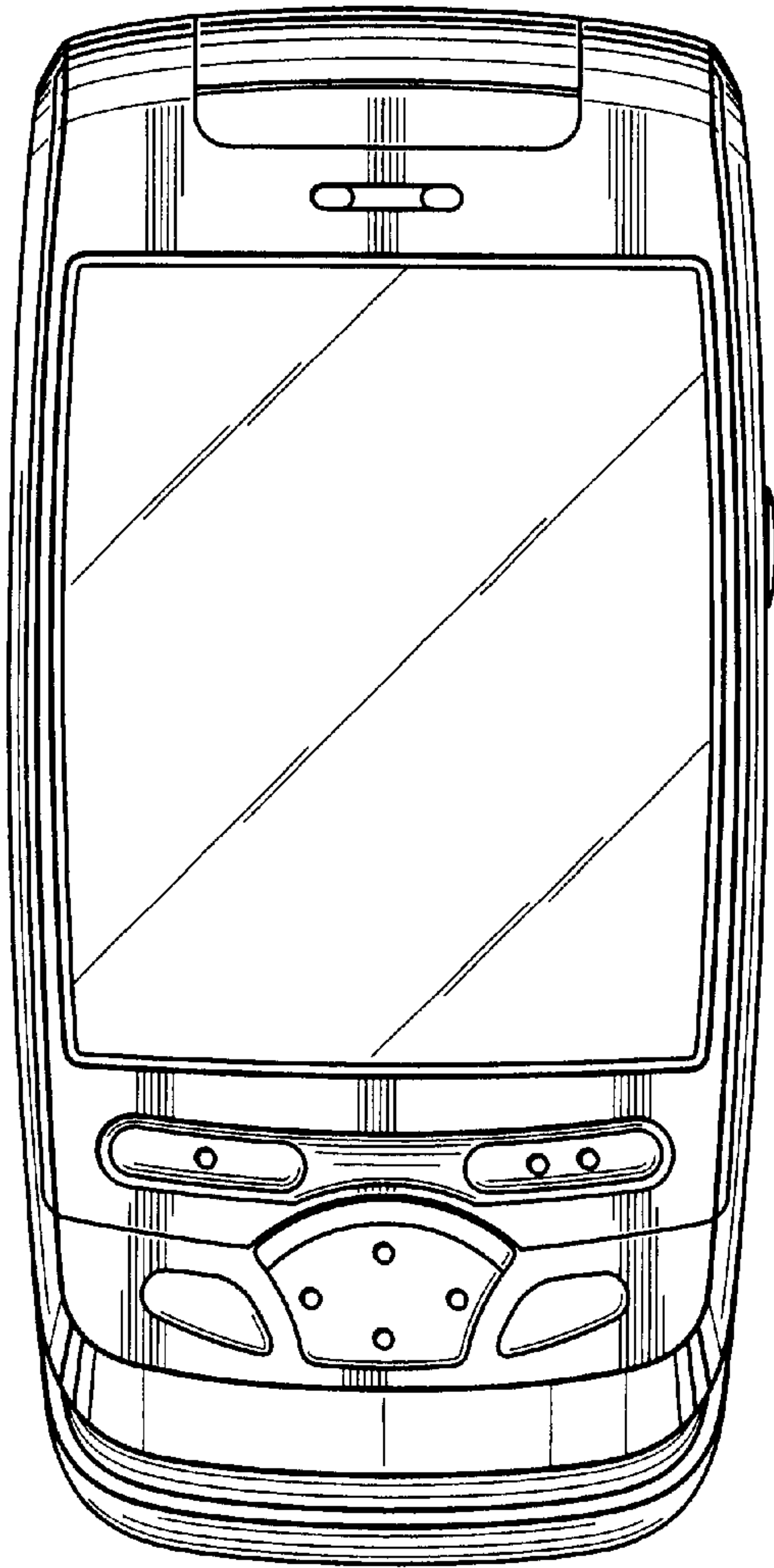


FIG. 3




FIG. 4






FIG. 5

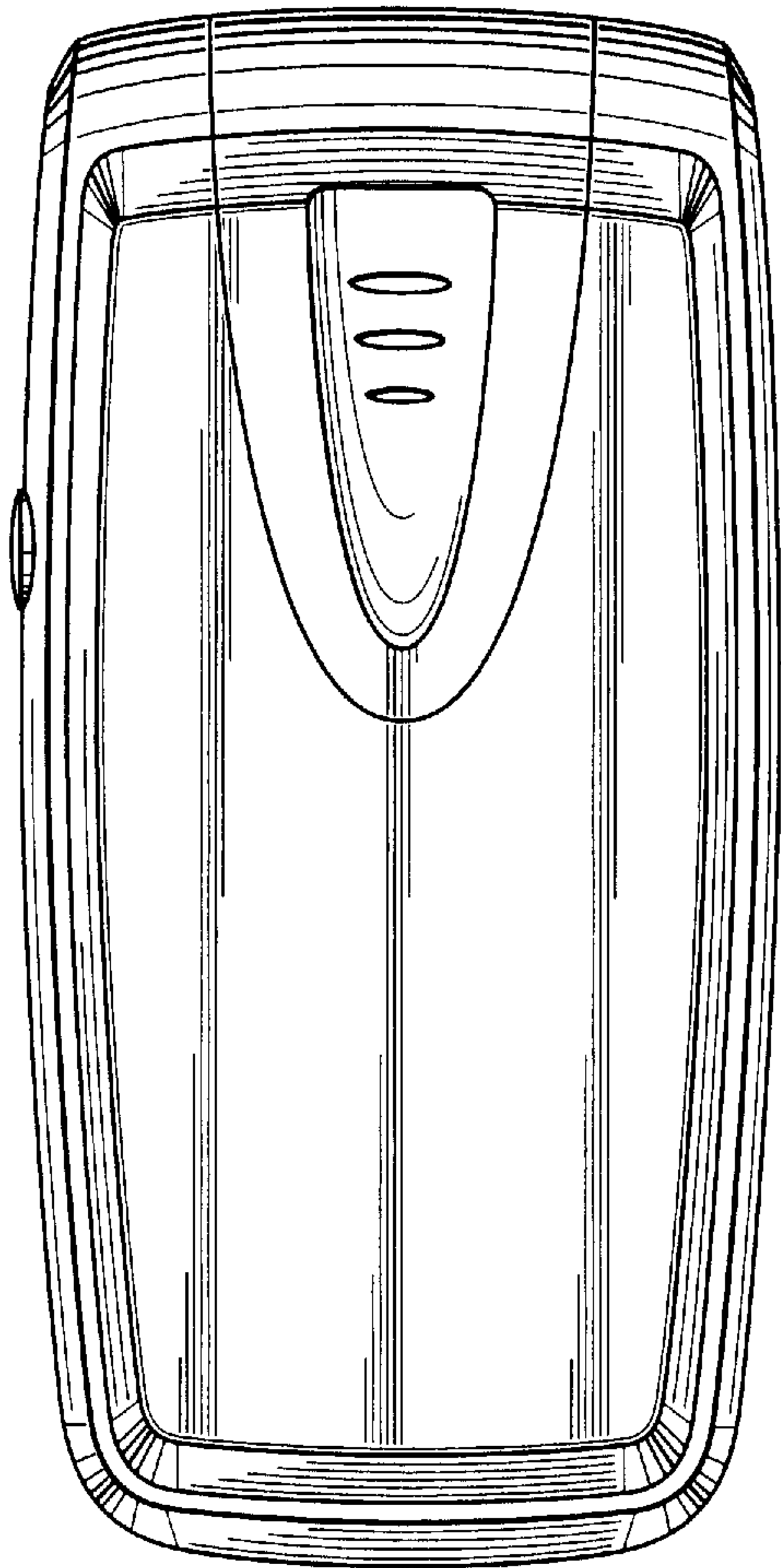


FIG. 6




FIG. 7




FIG. 8

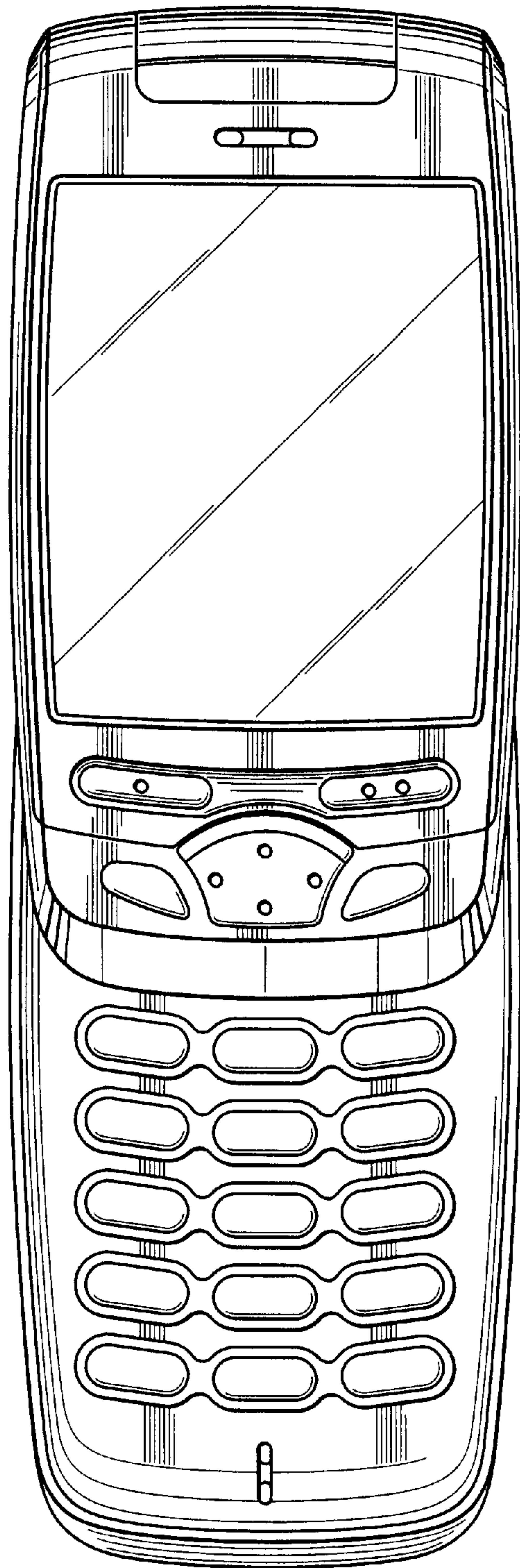


FIG. 10

FIG. 9

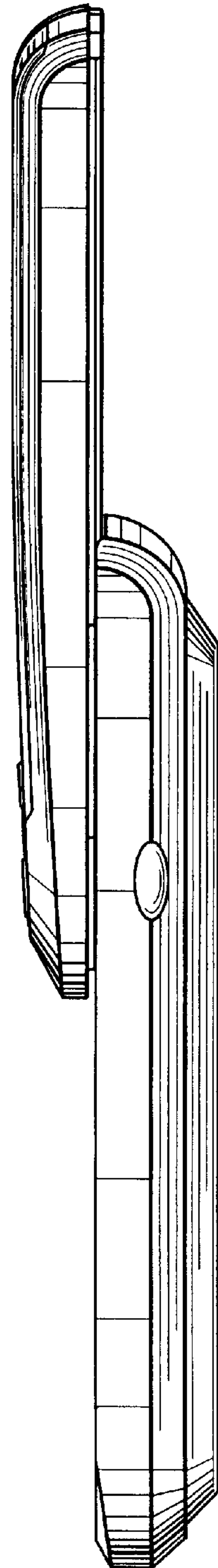



FIG. 11

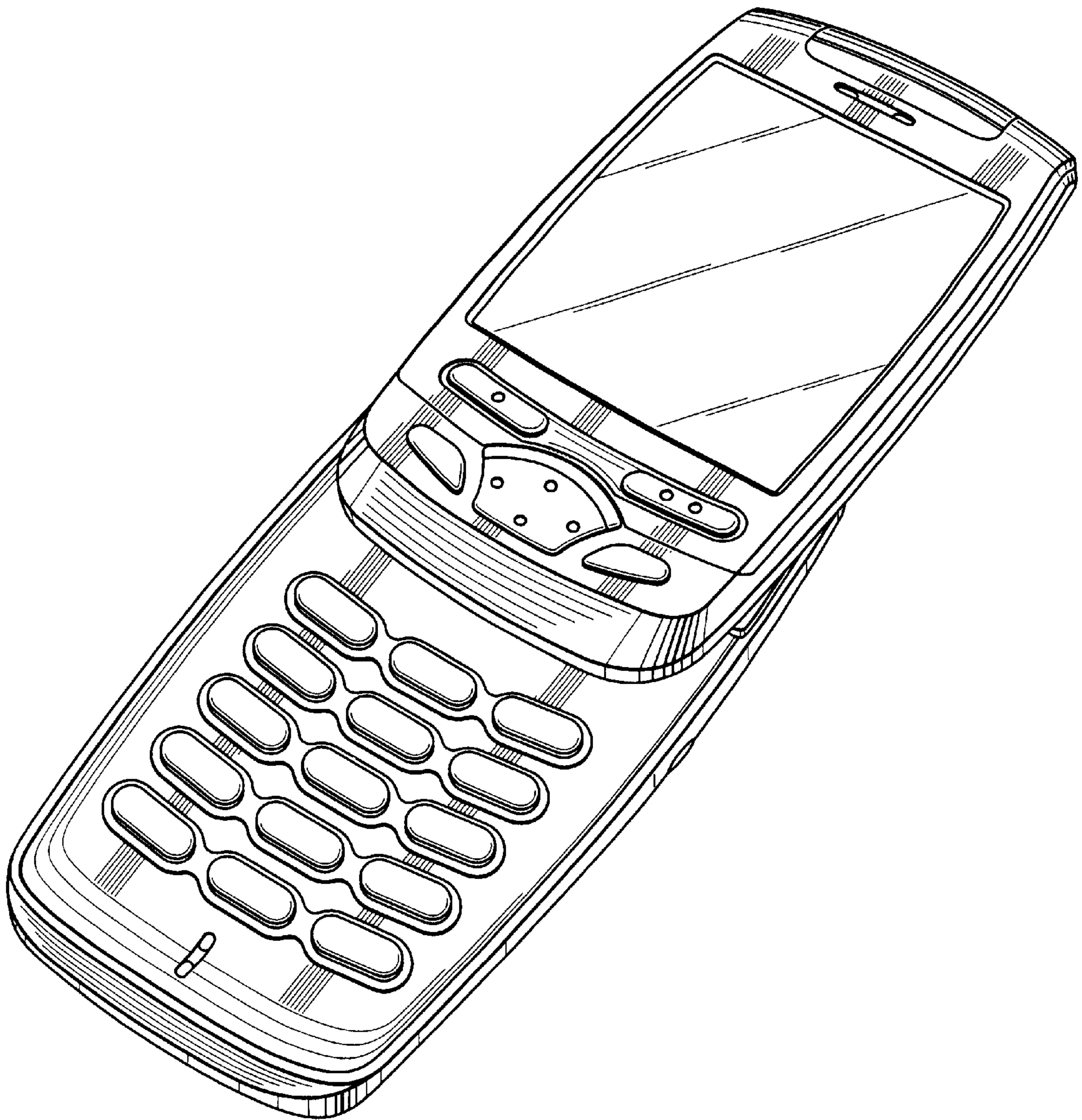




FIG. 12

