



US00D479214S

(12) **United States Design Patent** (10) **Patent No.:** **US D479,214 S**
Bertrand et al. (45) **Date of Patent:** **** Sep. 2, 2003**

(54) **HOUSING FOR A COMMUNICATION DEVICE OR SIMILAR ARTICLES**

(75) Inventors: **Blaise Bertrand**, San Francisco, CA (US); **Tim Sutherland**, Gurnee, IL (US); **Theodore R. Arneson**, Mundelein, IL (US); **Ian James Myles**, Sunnyvale, CA (US)

(73) Assignee: **Motorola, Inc.**, Schaumburg, IL (US)

(**) Term: **14 Years**

(21) Appl. No.: **29/160,760**

(22) Filed: **May 15, 2002**

(51) **LOC (7) Cl.** **14-03**

(52) **U.S. Cl.** **D14/138; D14/343**

(58) **Field of Search** D14/137, 138, D14/218, 147-148, 247-248, 144, 341-347; 379/433.01-433.13, 419, 434, 428.01-428.04, 420.01-420.04, 440; 455/550-575, 90; D21/517

(56) **References Cited**

U.S. PATENT DOCUMENTS

D374,227 S	*	10/1996	Williams	D14/137
D381,021 S	*	7/1997	Williams et al.	D14/138
D390,509 S	*	2/1998	Antzinas et al.	D14/138
D409,185 S	*	5/1999	Kawashima	D14/138
D411,537 S	*	6/1999	Lee	D14/138
D415,122 S	*	10/1999	Monnig	D14/100
D416,001 S	*	11/1999	Tal et al.	D14/100
D416,253 S	*	11/1999	Hibino	D14/138
D419,993 S	*	2/2000	Silzer, Jr.	D14/138
D420,987 S	*	2/2000	Miyahara et al.	D14/100
D422,595 S	*	4/2000	Taylor et al.	D14/240
D423,468 S	*	4/2000	Jenkins	D14/100
D423,493 S	*	4/2000	Hakoda	D14/138
D424,029 S	*	5/2000	Collins	D14/100
D425,056 S	*	5/2000	Edwards et al.	D14/138
D432,511 S	*	10/2000	Eckholm	D14/138
D434,034 S	*	11/2000	Burke et al.	D14/341
D442,569 S	*	5/2001	Hanna et al.	D14/138
D443,612 S	*	6/2001	Evers et al.	D14/341
D446,199 S	*	8/2001	Xu et al.	D14/138
6,282,433 B1	*	8/2001	Holshouser	455/556

D449,283 S	*	10/2001	Sipher et al.	D14/100
D450,054 S	*	11/2001	Dworkin	D14/443
D450,307 S	*	11/2001	Xu et al.	D14/138
D456,804 S	*	5/2002	Fisher et al.	D14/341
D456,805 S	*	5/2002	Ono et al.	D14/342
D457,883 S	*	5/2002	Sugioka et al.	D14/342
6,388,870 B1	*	5/2002	Canova, Jr. et al.	361/683
D460,448 S	*	7/2002	Matsumoto	D14/346
D461,185 S	*	8/2002	Ando	D14/341
D464,961 S	*	10/2002	Sogabe	D14/346
D464,963 S	*	10/2002	Nishida	D14/346
D465,219 S	*	11/2002	Tamaki et al.	D14/346
D466,115 S	*	11/2002	Hawkins et al.	D14/345
D467,980 S	*	12/2002	Lai et al.	D14/138
D469,367 S	*	1/2003	Mirabelli et al.	D10/65
D469,748 S	*	2/2003	Ribeiro et al.	D14/138
2002/0151328 A1	*	10/2002	Shin et al.	455/557
2002/0177473 A1	*	11/2002	Skinner et al.	455/573

FOREIGN PATENT DOCUMENTS

JP	1042718	*	6/1999
JP	1086844	*	10/2000
JP	1105439	*	4/2001

* cited by examiner

Primary Examiner—Jeffrey Asch

(74) *Attorney, Agent, or Firm*—Randall S. Vaas

(57) **CLAIM**

The ornamental design for a housing for a communication device or similar articles, substantially as shown.

DESCRIPTION

FIG. 1 is a front, side and top perspective view of an ornamental housing for a communications device or similar articles.

FIG. 2 is a first side elevation view thereof.

FIG. 3 is a front elevation view thereof.

FIG. 4 is a bottom plan view thereof.

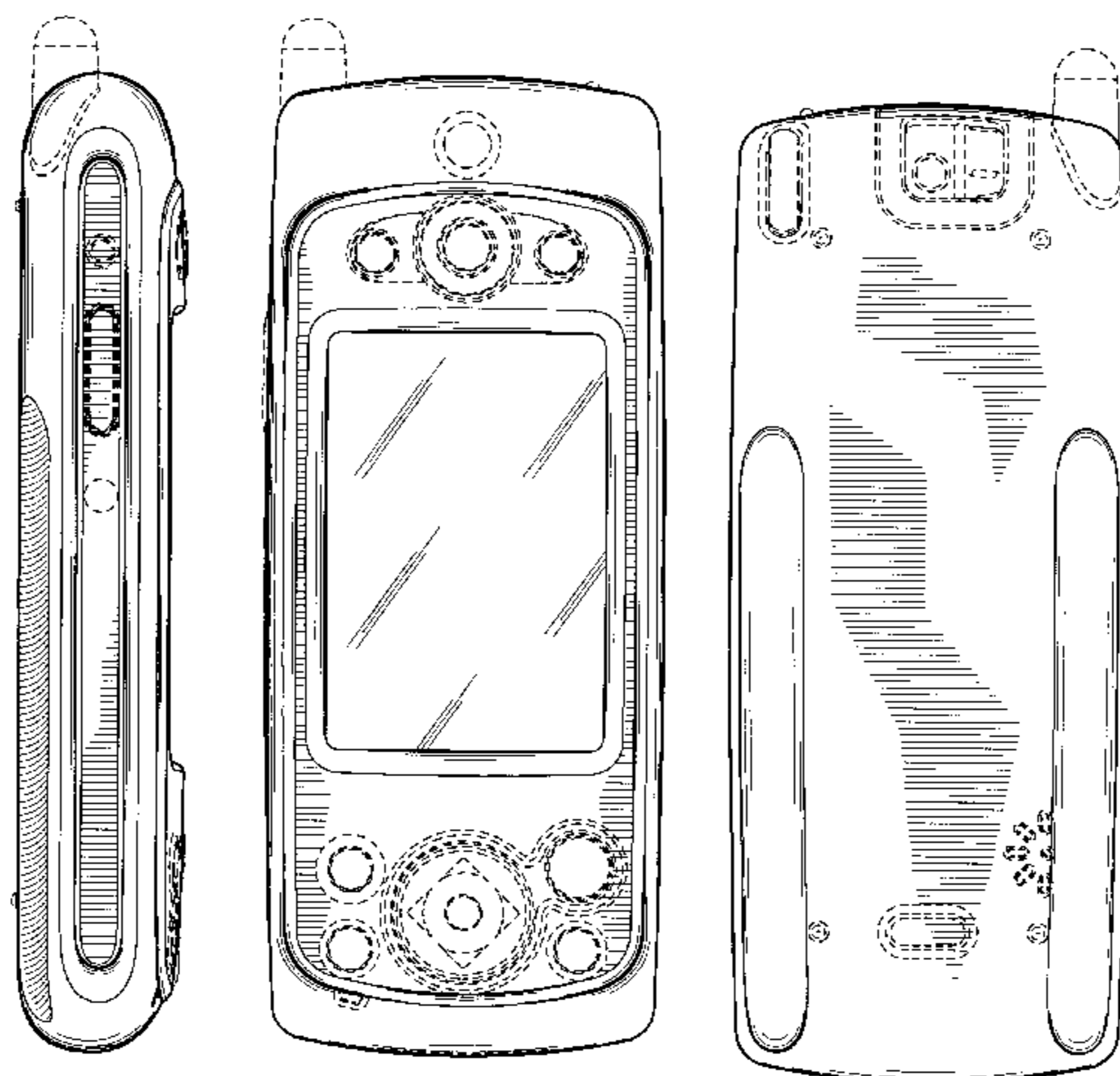
FIG. 5 is a top plan view thereof.

FIG. 6 is a second side elevation view thereof; and,

FIG. 7 is a rear elevation view thereof.

The broken line portions of the drawings form no part of the claimed design or a specified embodiment thereof.

1 Claim, 3 Drawing Sheets



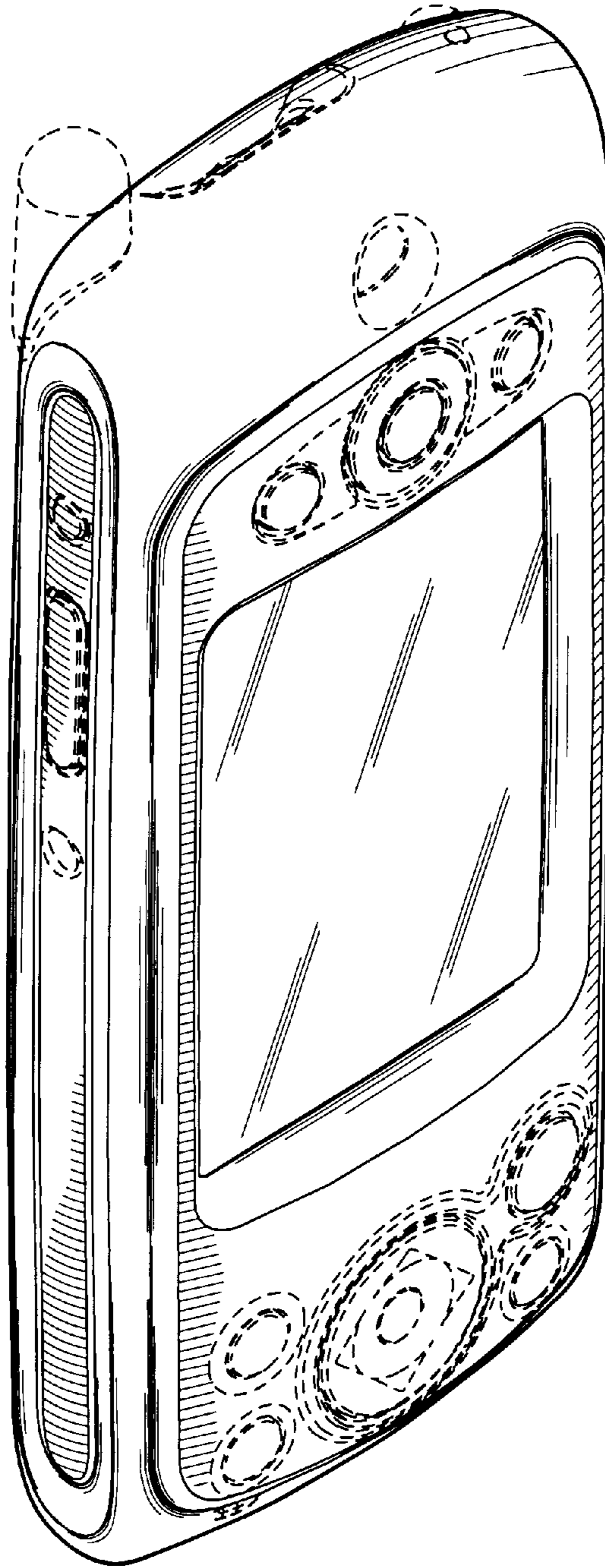


FIG. 1

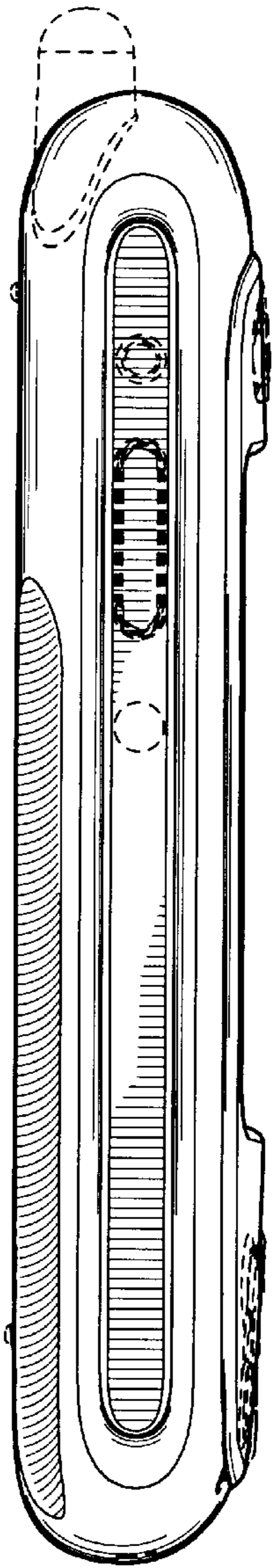


FIG. 2

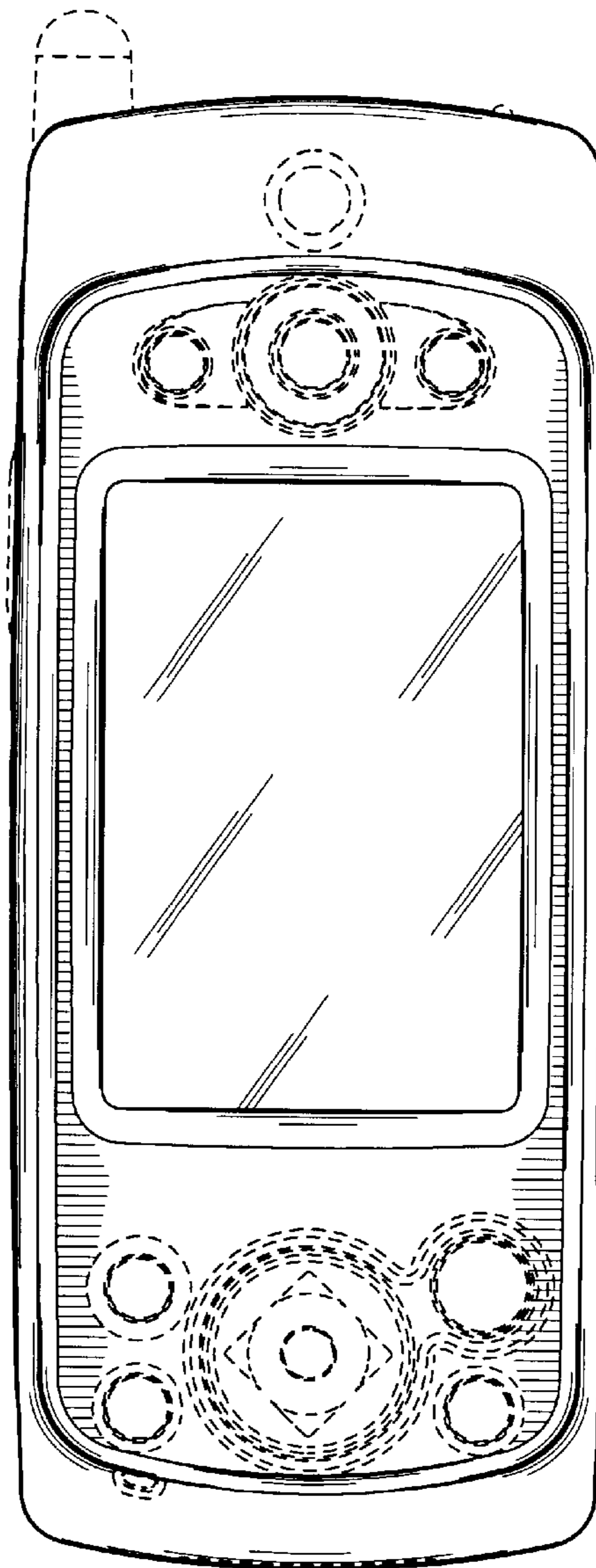


FIG. 3




FIG. 4

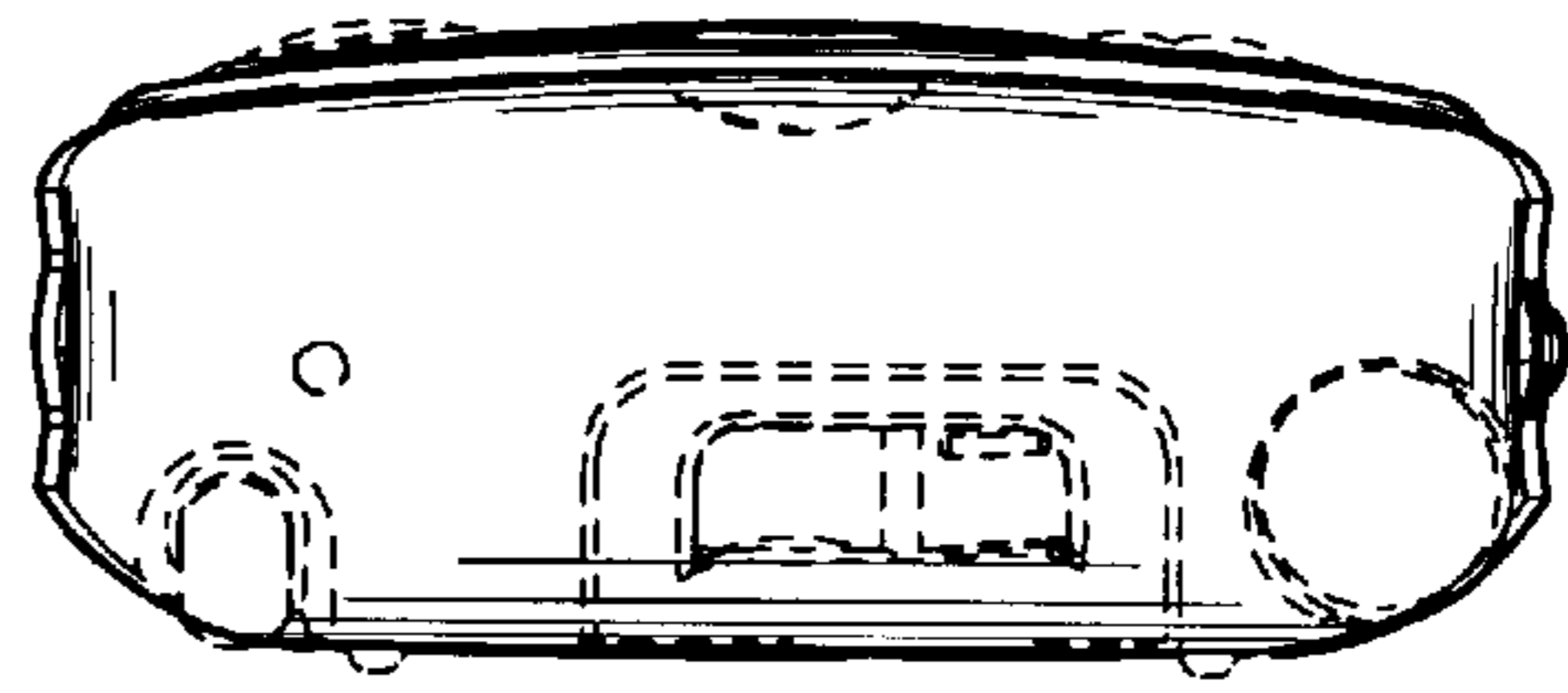


FIG. 5

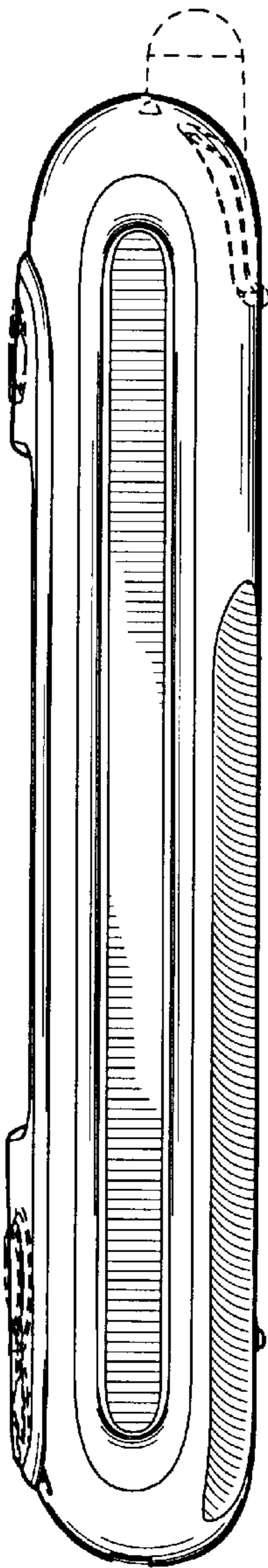


FIG. 6

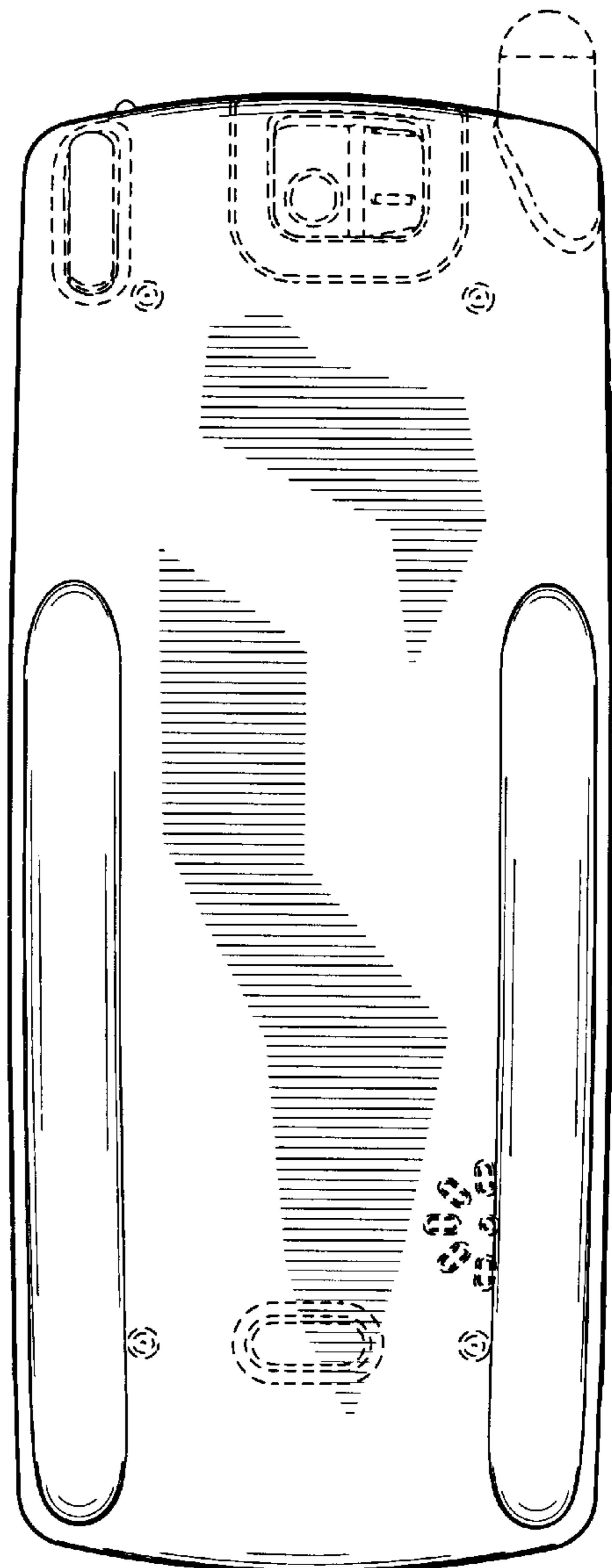


FIG. 7