



US00D479211S

(12) **United States Design Patent**  
**Siddoway et al.**

(10) **Patent No.: US D479,211 S**

(45) **Date of Patent: \*\* Sep. 2, 2003**

(54) **PORTABLE COMMUNICATION DEVICE**

(75) Inventors: **Craig F Siddoway**, Davie, FL (US);  
**Bruce A. Claxton**, Coral Springs, FL  
(US); **Brian H. Philips**, Pembroke  
Pines, FL (US); **William H. Robertson,**  
Jr., Ft. Lauderdale, FL (US)

(73) Assignee: **Motorola, Inc.**, Schaumburg, IL (US)

(\*\*) Term: **14 Years**

(21) Appl. No.: **29/161,997**

(22) Filed: **Jun. 7, 2002**

(51) **LOC (7) Cl. .... 14-03**

(52) **U.S. Cl. .... D14/137**

(58) **Field of Search** ..... D14/137, 138,  
D14/218, 147-149, 247-249, 144, 240,  
242, 341-347, 399, 426, 387, 429, 453,  
197, 198, 189, 192, 193, 157, 194, 195,  
196, 158; 379/433.01-433.13, 434, 419,  
420.01-420.04, 428.01-428.02, 440; 455/550.01-90.3;  
D13/168; D18/2, 7; D21/517, 329, 331,  
333; D10/104, 106, 65; 381/86

(56) **References Cited**

**U.S. PATENT DOCUMENTS**

D237,009 S	*	9/1975	Izhara	.....	D14/198
D342,739 S	*	12/1993	Atkin et al.	.....	D14/217
D347,221 S	*	5/1994	Siddoway	.....	D14/138
D373,318 S	*	9/1996	Berch et al.	.....	D10/106
D375,696 S	*	11/1996	Seki et al.	.....	D10/104
D375,748 S	*	11/1996	Hartman	.....	D14/218
D375,909 S	*	11/1996	Dziersk et al.	.....	D10/106
D378,678 S	*	4/1997	Tyneski et al.	.....	D14/137
D380,695 S	*	7/1997	Seki et al.	.....	D10/104
D382,269 S	*	8/1997	Terk et al.	.....	D14/204
D385,208 S	*	10/1997	Chui	.....	D10/104
D396,722 S	*	8/1998	Benedetti	.....	D14/195
D398,588 S	*	9/1998	Pinardi et al.	.....	D13/168
D399,885 S	*	10/1998	Bagley et al.	.....	D21/329
D406,779 S	*	3/1999	Pinardi et al.	.....	D10/104
D415,735 S	*	10/1999	Zuege	.....	D13/168
D419,154 S	*	1/2000	Page et al.	.....	D14/137

D428,866 S	*	8/2000	You	.....	D14/137
D433,001 S	*	10/2000	Haase et al.	.....	D14/137
D434,016 S	*	11/2000	Hunt	.....	D14/138
D435,460 S	*	12/2000	Cebe et al.	.....	D10/31
D436,094 S	*	1/2001	Yamada	.....	D14/195
D441,185 S	*	5/2001	Shimizu et al.	.....	D3/207
D441,524 S	*	5/2001	Shimizu et al.	.....	D3/207
D442,940 S	*	5/2001	Huthmaker	.....	D14/192
6,249,672 B1	*	6/2001	Castiel	.....	455/575.4
D444,454 S	*	7/2001	Hanna et al.	.....	D14/138
D446,195 S	*	8/2001	Chamberlain et al.	.....	D14/137
D446,511 S	*	8/2001	Kanno et al.	.....	D14/167
D446,554 S	*	8/2001	Gautieri et al.	.....	D21/405
D446,780 S	*	8/2001	Sedan et al.	.....	D14/137
D450,358 S	*	11/2001	Yamazaki	.....	D21/517
D450,675 S	*	11/2001	Kim et al.	.....	D14/138
D451,485 S	*	12/2001	Moss	.....	D14/138
D452,684 S	*	1/2002	Sedan et al.	.....	D14/137
D453,484 S	*	2/2002	Christianson	.....	D10/104
D453,752 S	*	2/2002	Lee	.....	D14/192
D454,869 S	*	3/2002	Becker et al.	.....	D14/248
D460,950 S	*	7/2002	Miller et al.	.....	D13/168
D464,034 S	*	10/2002	Arpe	.....	D14/147
D465,469 S	*	11/2002	Heath	.....	D14/167
D468,365 S	*	1/2003	Bransky et al.	.....	D21/329
D469,429 S	*	1/2003	Blackman	.....	D14/299
D472,228 S	*	3/2003	Haines et al.	.....	D14/172

\* cited by examiner

*Primary Examiner*—Jeffrey Asch

(74) *Attorney, Agent, or Firm*—Randi L. Dulaney

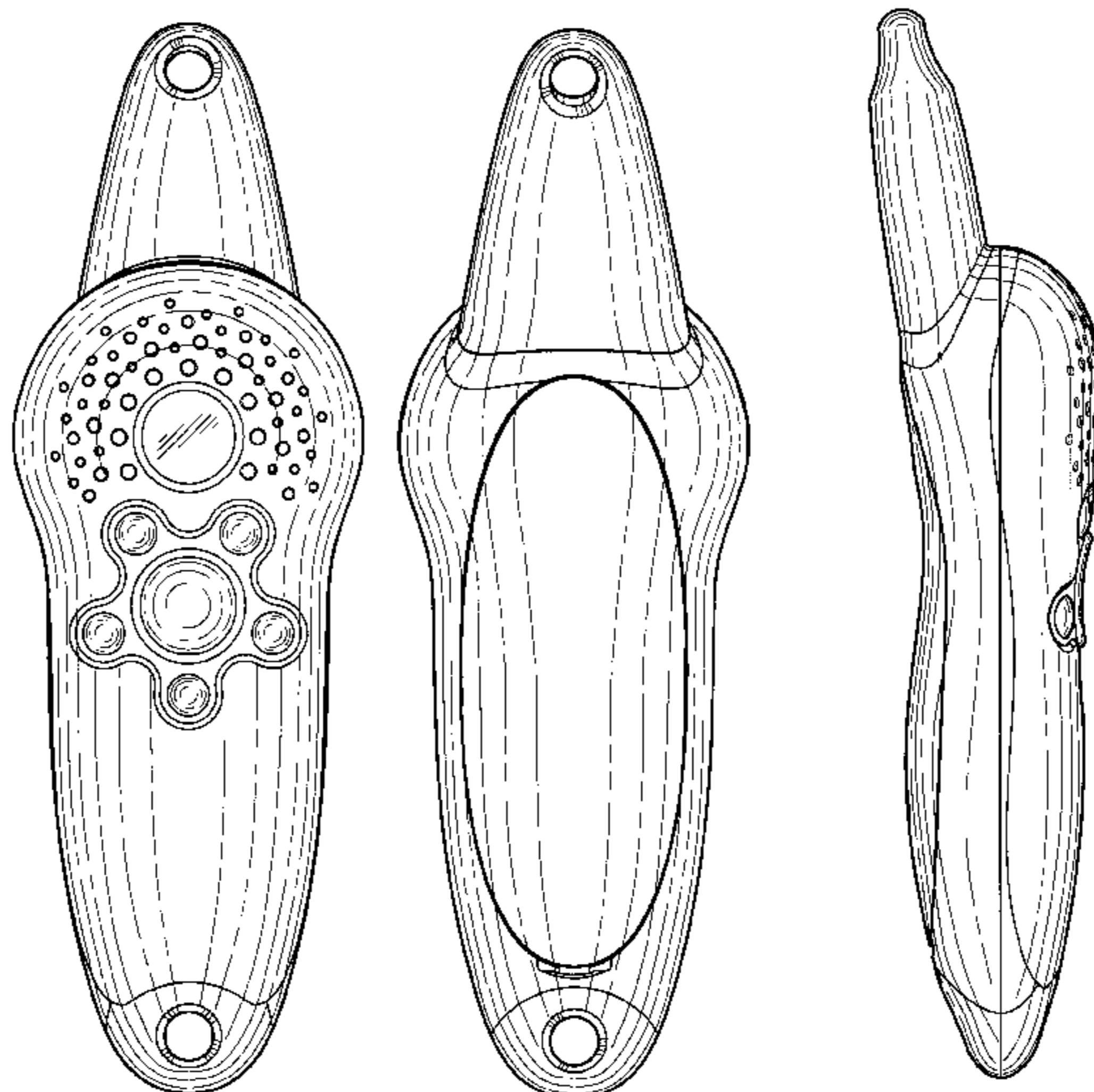
(57) **CLAIM**

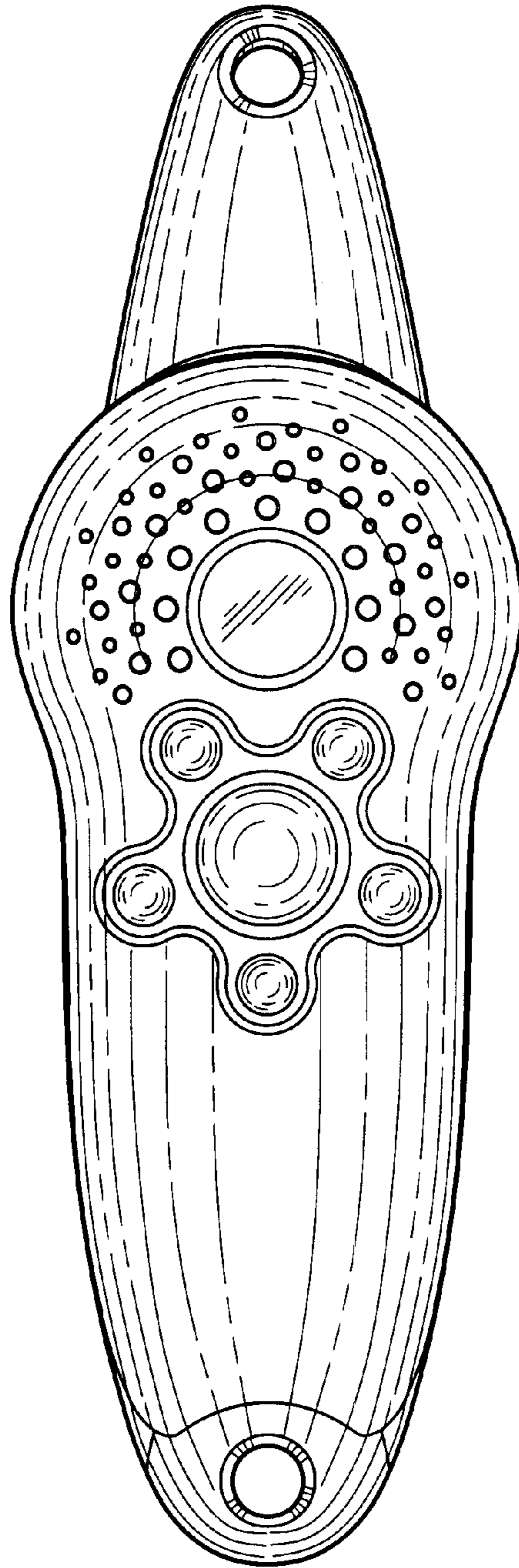
The ornamental design for a portable communication device, as shown and described.

**DESCRIPTION**

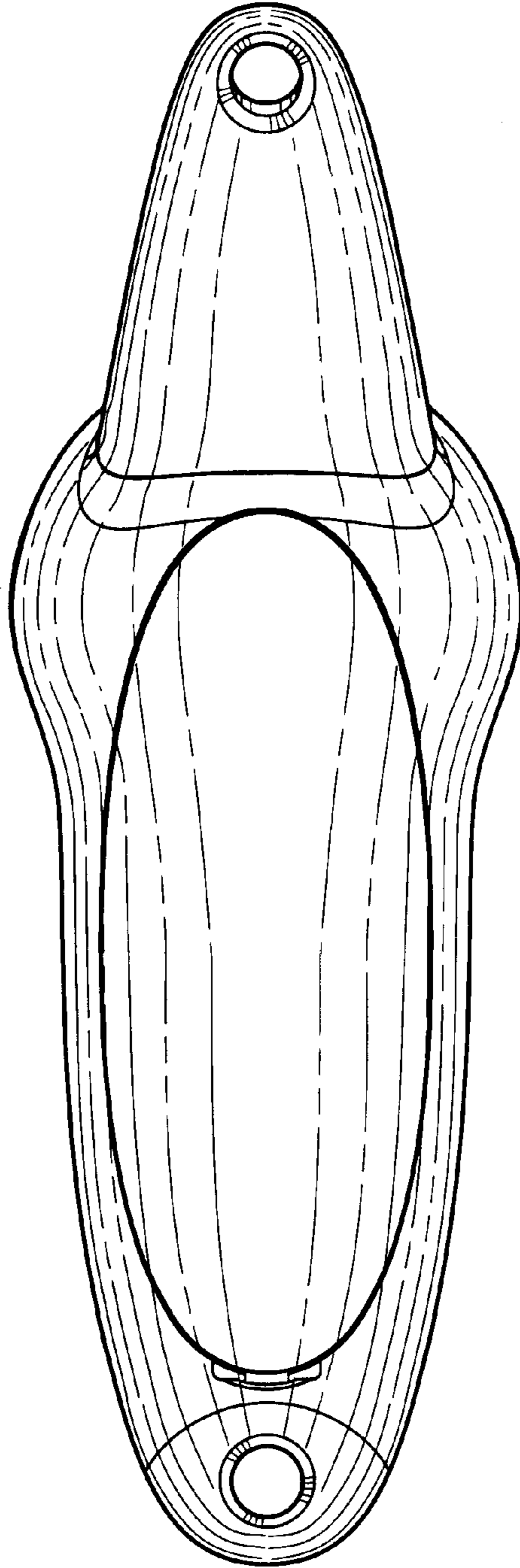
FIG. 1 is a front orthographic view of one embodiment of a portable communication device showing our new design; FIG. 2 is a rear orthographic view thereof; FIG. 3 is a left side orthographic view thereof; FIG. 4 is a right side orthographic view thereof; FIG. 5 is a top orthographic view thereof; FIG. 6 is a bottom orthographic view thereof; and, FIG. 7 is a perspective view thereof.

**1 Claim, 6 Drawing Sheets**

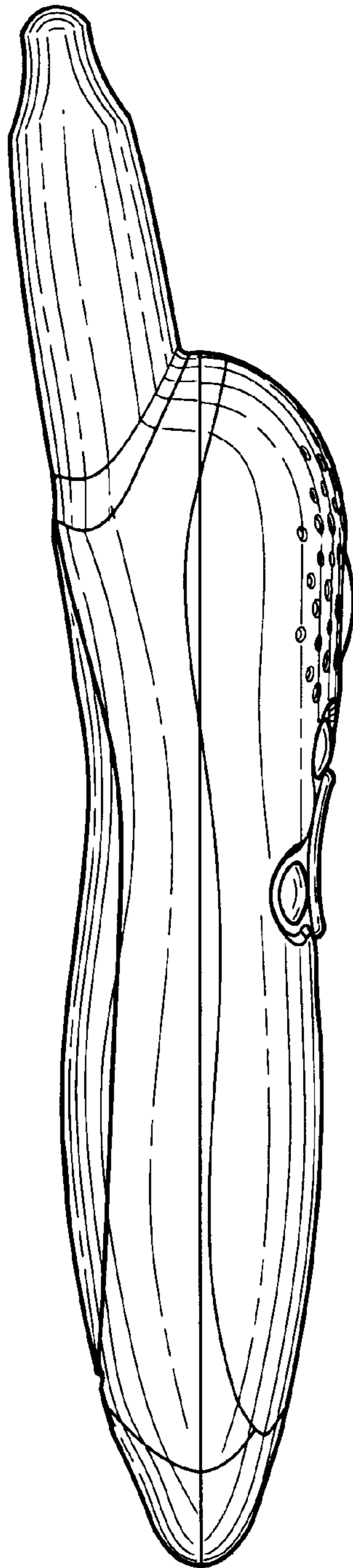




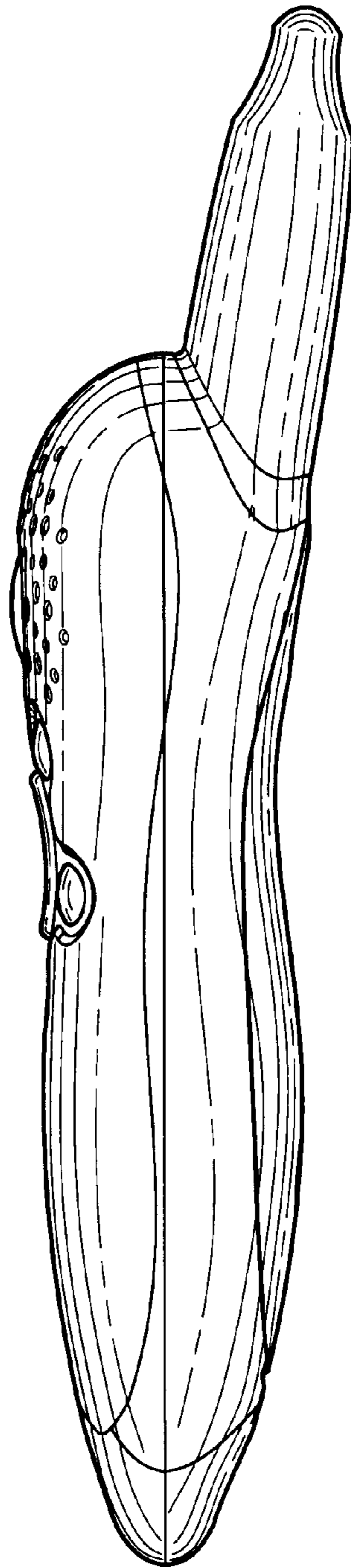
***FIG. 1***



***FIG. 2***

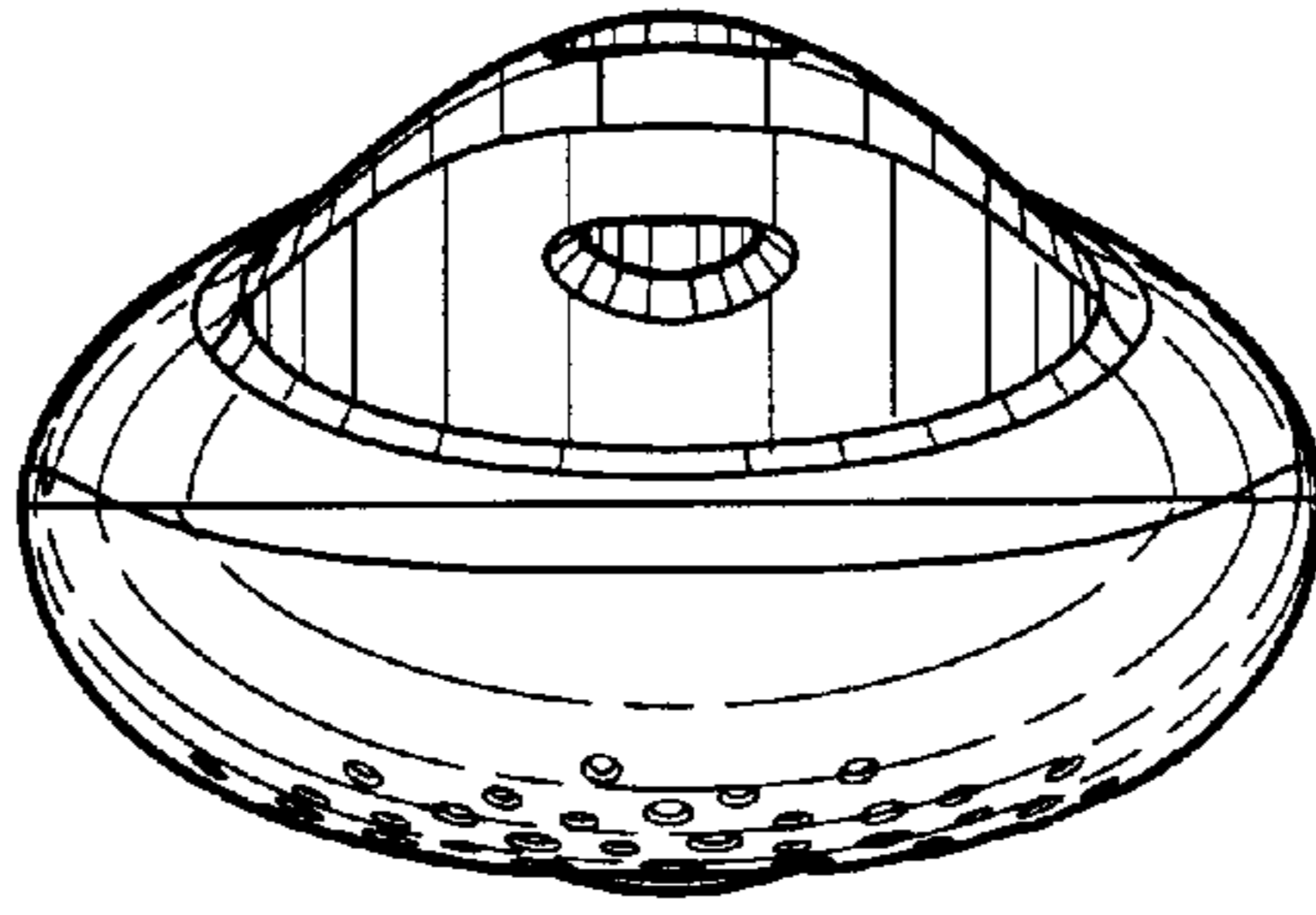


***FIG. 3***

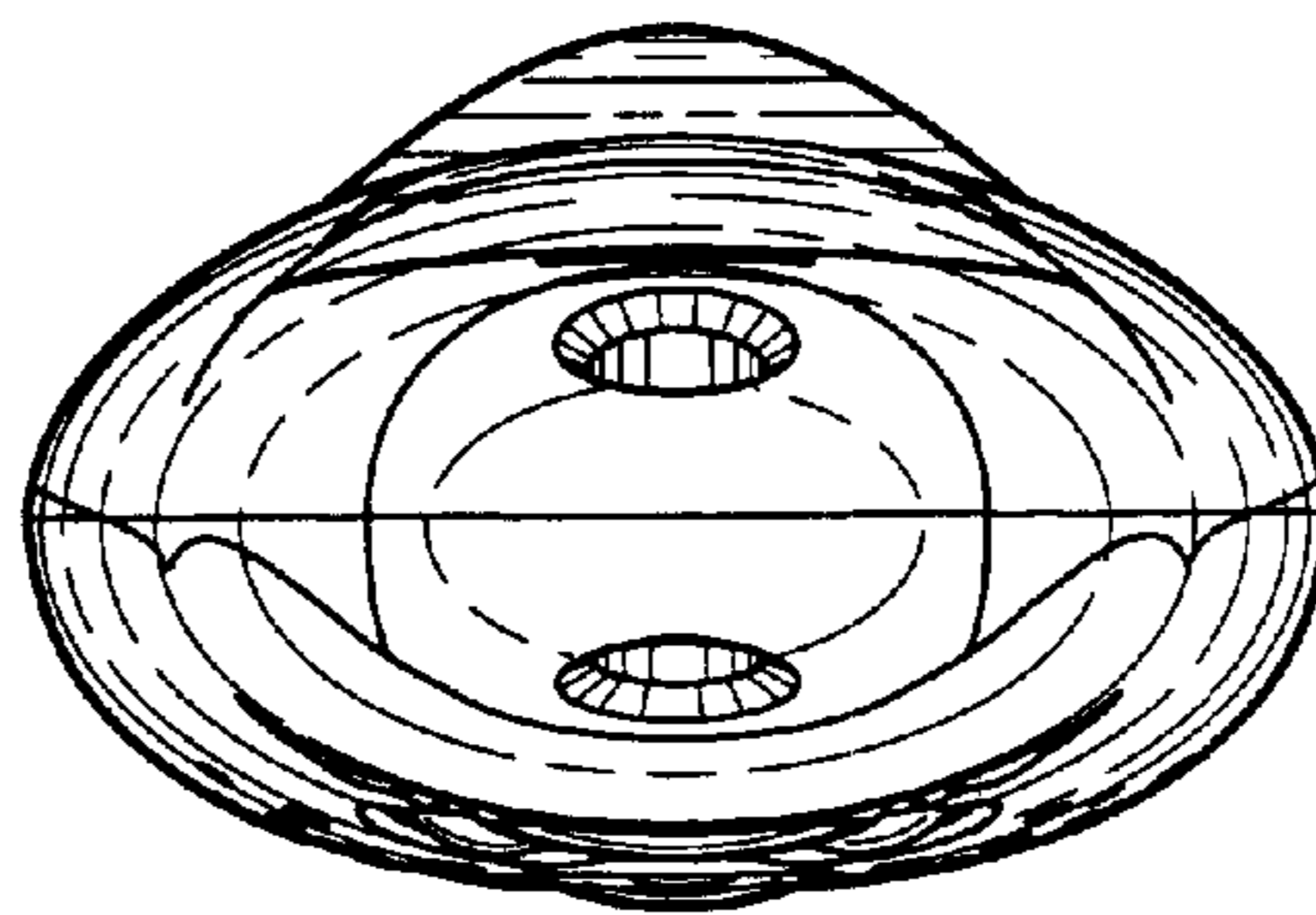


***FIG. 4***

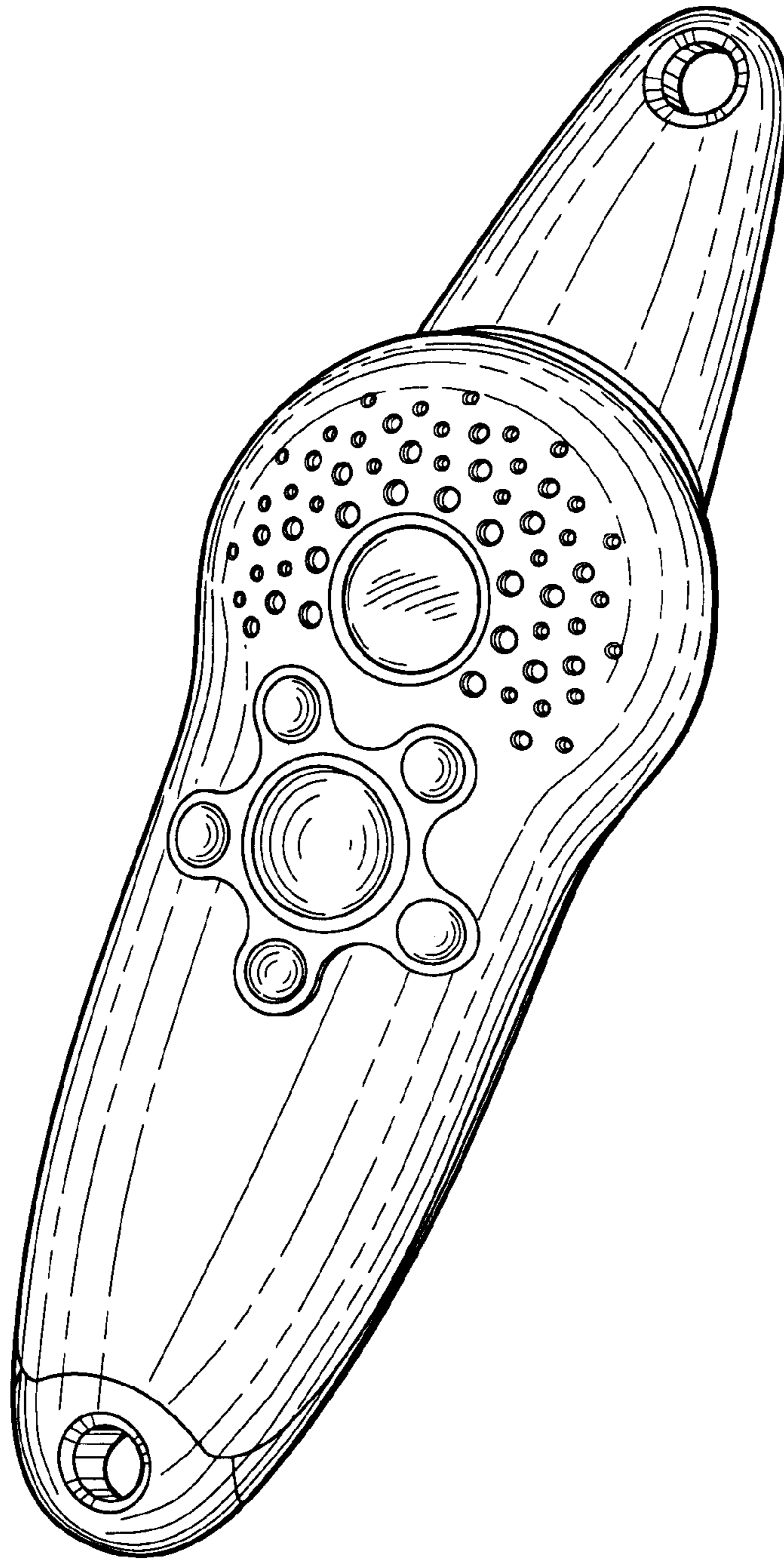




*FIG. 5*



*FIG. 6*



***FIG. 7***