



US00D479194S

(12) **United States Design Patent**
Casarella

(10) **Patent No.:** **US D479,194 S**

(45) **Date of Patent:** **** Sep. 2, 2003**

(54) **BATTERY CHARGER**

(76) Inventor: **Rosalba Casarella**, Chemin du
Barbolet 10, 1213 Onex (CH)

(**) Term: **14 Years**

(21) Appl. No.: **29/155,876**

(22) Filed: **Feb. 21, 2002**

(30) **Foreign Application Priority Data**

Aug. 27, 2001 (WO) DMA/005 447
Nov. 19, 2001 (WO) DMA/005 504

(51) **LOC (7) Cl.** **13-02**

(52) **U.S. Cl.** **D13/107**

(58) **Field of Search** D13/107, 108,
D13/110; 320/100-115

(56) **References Cited**

U.S. PATENT DOCUMENTS

D413,098 S * 8/1999 Dayan D13/110
5,982,138 A * 11/1999 Krieger 320/105
6,002,235 A * 12/1999 Clore 320/105
D429,482 S * 8/2000 Hussaini et al. D13/107

D432,985 S * 10/2000 Wan D13/107
6,130,519 A * 10/2000 Whiting et al. 320/105
6,222,342 B1 * 4/2001 Eggert et al. 320/105
D448,723 S * 10/2001 Zhu D13/107
RE37,482 E * 12/2001 Guay et al. D13/110
D452,474 S * 12/2001 Casarella D13/107
6,356,050 B1 * 3/2002 Hussaini 320/105

* cited by examiner

Primary Examiner—Joel Sincavage

(74) *Attorney, Agent, or Firm*—Young & Thompson

(57) **CLAIM**

The ornamental design for a battery charger, as shown.

DESCRIPTION

FIG. 1 is a perspective view of the battery charger;
FIG. 2 is a side view thereof from the left of FIG. 4;
FIG. 3 is a side view thereof from the right of FIG. 4;
FIG. 4 is a front view thereof;
FIG. 5 is a rear view thereof;
FIG. 6 is a top plan view thereof; and,
FIG. 7 is a bottom plan view thereof.

1 Claim, 2 Drawing Sheets





Fig. 1




Fig. 2




Fig. 3




Fig. 4




Fig. 5




Fig. 6




Fig. 7