



US00D479187S

(12) **United States Design Patent**
Buresh et al.

(10) **Patent No.:** **US D479,187 S**

(45) **Date of Patent:** **** Sep. 2, 2003**

(54) **TIRE TREAD**

(75) Inventors: **Patrick Jon Buresh**, Avondale, AZ
(US); **Stephen Lash**, Simpsonville, SC
(US)

(73) Assignee: **Michelin Recherche et Technique S.A.**
(CH)

(**) Term: **14 Years**

(21) Appl. No.: **29/161,168**

(22) Filed: **May 23, 2002**

(51) **LOC (7) Cl.** **12-15**

(52) **U.S. Cl.** **D12/603**

(58) **Field of Search** D12/500, 501,
D12/564, 565, 566, 567, 600, 601, 602,
603; 152/209.1, 209.9, 209.25, 209.27

(56) **References Cited**

U.S. PATENT DOCUMENTS

D336,270 S	*	6/1993	Graas et al.	D12/602
D341,558 S	*	11/1993	Matsushita et al.	D12/602
D362,219 S		9/1995	McKisson	D12/147
D405,398 S		2/1999	McKisson	D12/146
D418,781 S		1/2000	Vinasse	D12/146
D450,268 S		11/2001	Dixon et al.	D12/147

OTHER PUBLICATIONS

Michelin LTX A/T Tire, 2001 Tread Design Guide, Jan. 2001, p. 50. 1/5.*

Goodyear Wrangler ST Tire, 2001 Tread Design Guide, Jan. 2001, p. 90. 4/1.*

Tread Design Guide, 1997, p. 13, BARNUM OR57 Brilliant.
Tread design Guide, 1997, p. 71, STAR Skymaster Metric.
Tread Design Guide, 1997, p. 93, ELECTRA Ironman SW.
Tread Design Guide, 1997, p. 113, PARKWAY Sidewinder
Radial A/P.

* cited by examiner

Primary Examiner—Robert M. Spear

(74) *Attorney, Agent, or Firm*—Martin Farrell; Robert R. Reed; Alan A. Csontos

(57) **CLAIM**

The ornamental design for a tire tread, as shown and described.

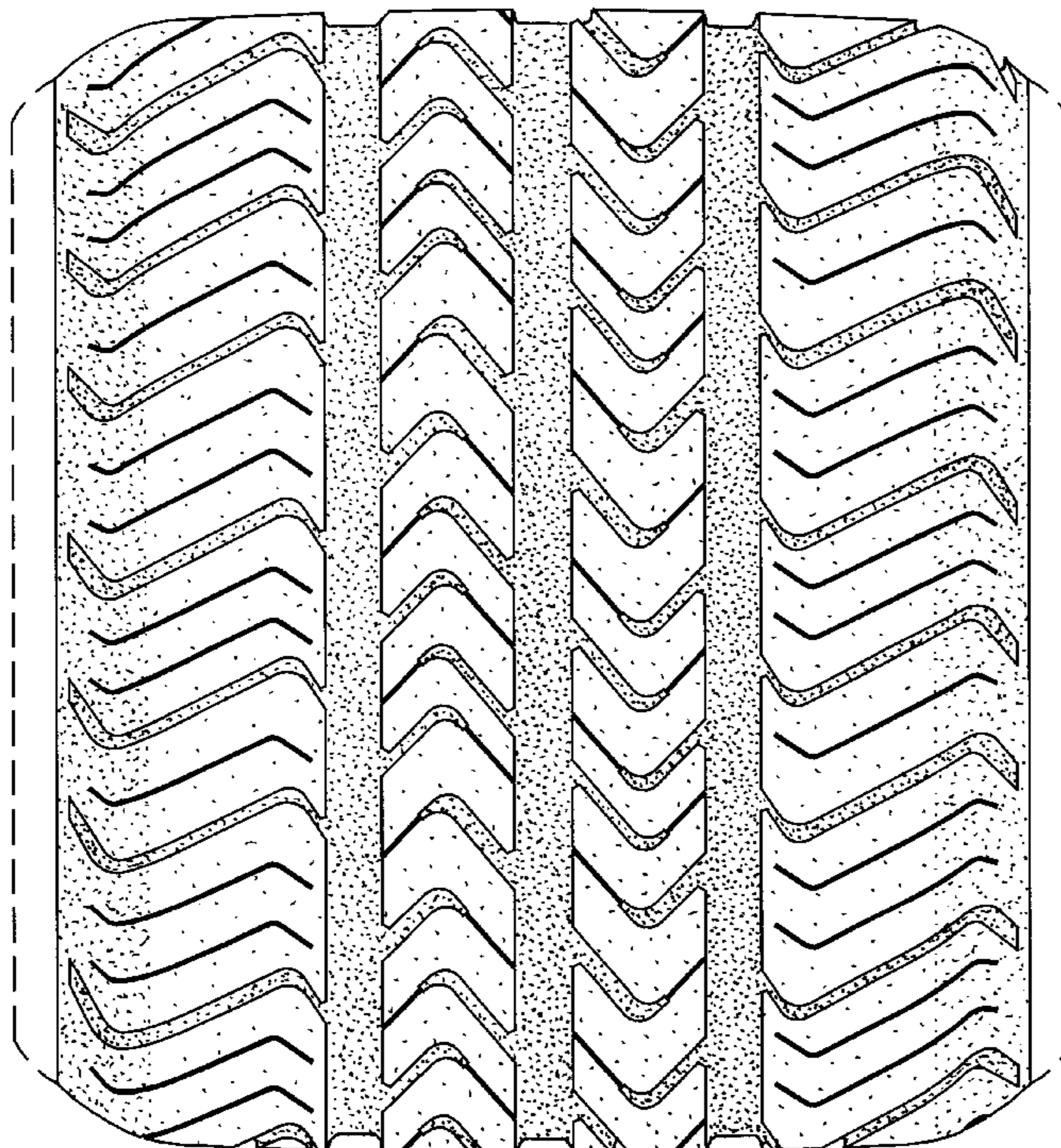
DESCRIPTION

FIG. 1 is a perspective view of a tire tread showing our new design, it being understood that the tread pattern is repeated over the outer circumference of the tread and the adjacent shoulders of the tire, the opposite side perspective view being identical thereto; and,

FIG. 2 is a enlarged fragmentary front elevation view of the tread pattern of FIG. 1.

In the drawings, the dark stippled surface shading represents the recessed portion of the tread grooves having a depth as best shown along the right edge of FIG. 1. The broken line disclosure of a tire sidewall and inner bead is for illustrative purposes only and forms no part of the claimed design.

1 Claim, 2 Drawing Sheets



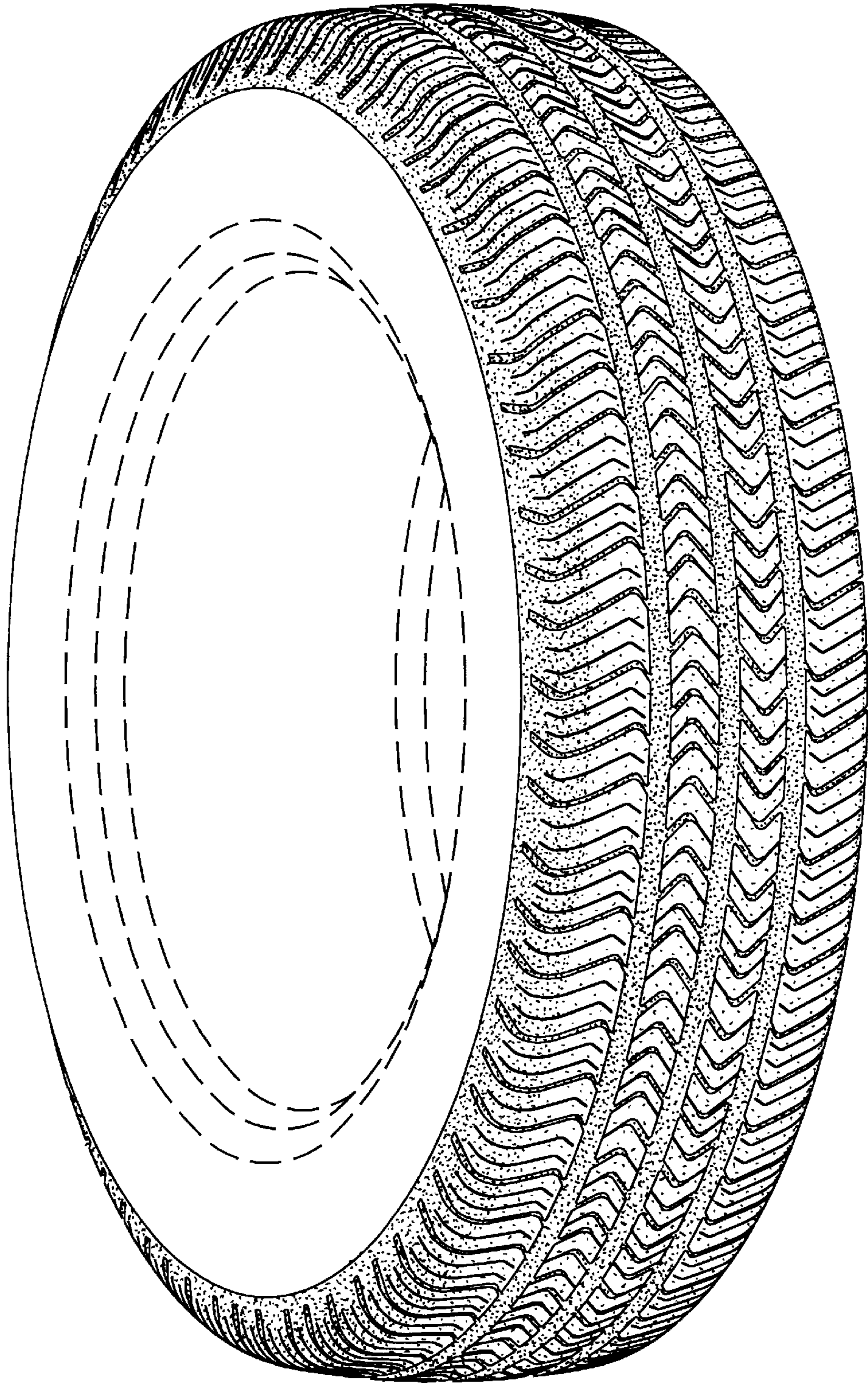


Fig. 1

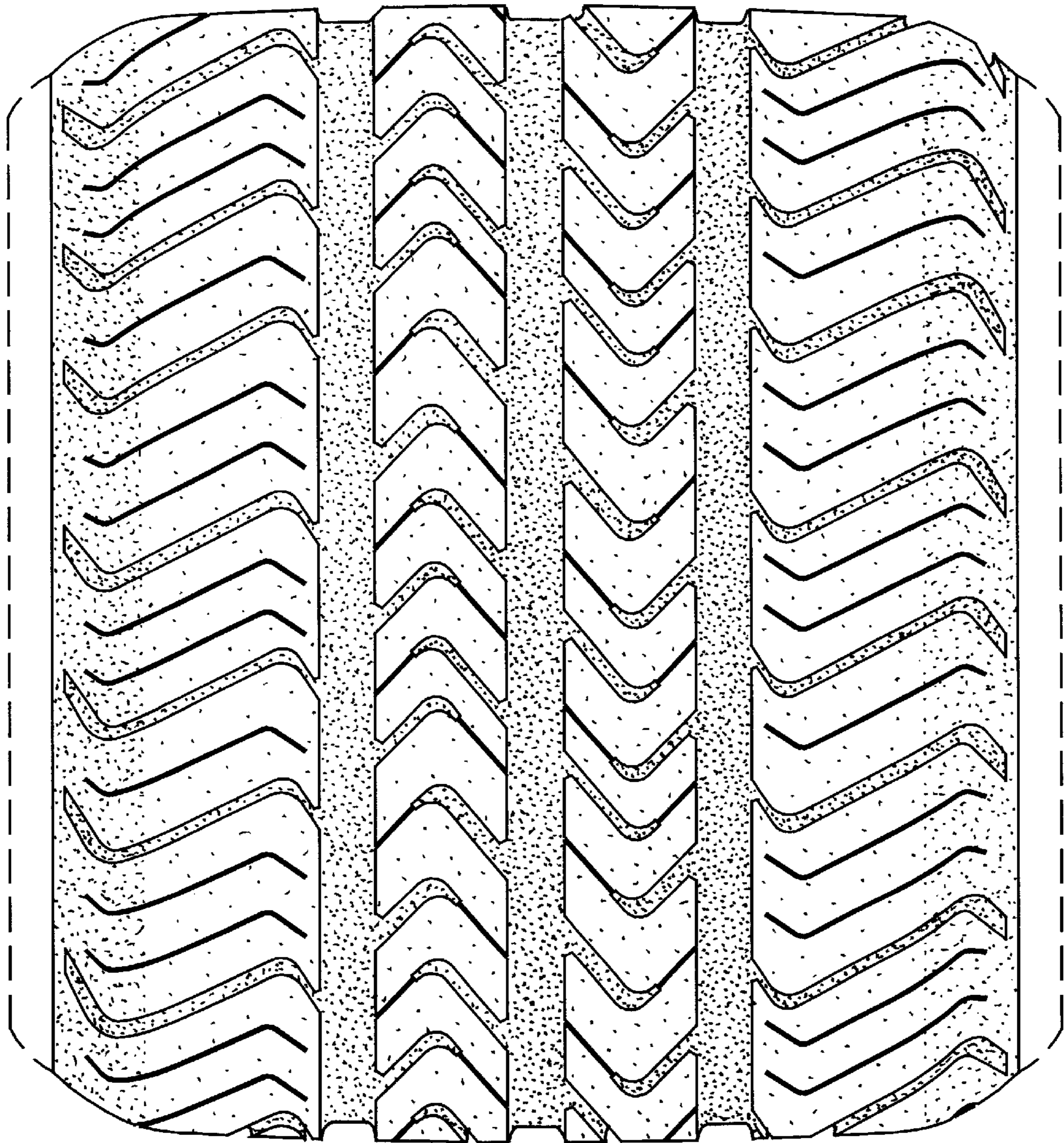


Fig. 2