



US00D479186S

(12) **United States Design Patent**
Hassett

(10) **Patent No.:** **US D479,186 S**

(45) **Date of Patent:** **** Sep. 2, 2003**

(54) **ORGANIZER FOR A CHAIR**

(75) Inventor: **Eric S. Hassett**, Golden, CO (US)

(73) Assignee: **Case Logic, Inc.**, Longmont, CO (US)

(**) Term: **14 Years**

(21) Appl. No.: **29/162,050**

(22) Filed: **Jun. 7, 2002**

(51) **LOC (7) Cl.** **12-16**

(52) **U.S. Cl.** **D12/416**

(58) **Field of Search** D12/416, 415,
D12/423-425; D6/611, 513, 553; D3/216-217;
224/400, 275, 276; 296/37.1, 37.15, 37.16;
297/188.01, 188.04-188.07, 188.12, 188.18,
188.2, 188.21

(56) **References Cited**

U.S. PATENT DOCUMENTS

3,151,909	A	*	10/1964	Gerdetz	D6/611	X
D308,916	S	*	7/1990	Dinham	D12/416	
D312,349	S	*	11/1990	Pogue	D12/416	X
D323,933	S	*	2/1992	Johnston	D12/416	X
D324,953	S	*	3/1992	Swanner	D12/416	X
D338,779	S	*	8/1993	Albert	D12/416	X
D371,108	S	*	6/1996	Baker	D12/416	
D379,452	S	*	5/1997	Russell et al.	D12/416	
D412,311	S	*	7/1999	Silvershein	D12/416	
D419,520	S	*	1/2000	Bergh	D12/416	
D425,474	S		5/2000	Bergh	D12/416	
D430,534	S	*	9/2000	Golenz	D12/416	
D441,341	S	*	5/2001	Hassett et al.	D12/416	
D451,882	S	*	12/2001	Hassett et al.	D12/416	

OTHER PUBLICATIONS

- Royal Traveller by Samsonite, No. 642, SeatBack Travel Tray. (no date).
- Ember, EM 646, Litter Bag. (no date).
- Cargear, 14017, Hang-It Trash Bag. (no date).
- Case Logic, Spring 2000 Catalog, pp. 18 and 19.
- Case Logic, 1999 Catalog, pp. 36 and 37.

Case Logic, 2000 Catalog, pp. 20 and 21.
Case Logic, 2001 Catalog, pp. 17 and 18.
Case Logic, 2002 Catalog, p. 34.

* cited by examiner

Primary Examiner—Stacia Cadmus

(74) *Attorney, Agent, or Firm*—Sheridan Ross P.C.

(57) **CLAIM**

The ornamental design for an organizer for a chair, as shown and described.

DESCRIPTION

FIG. 1 is a front perspective view of my organizer for a chair, the broken lines representing environment and forming no part of the claimed design;

FIG. 2 is a front perspective view of the invention shown in FIG. 1 in an open position, the broken lines representing environment and forming no part of the claimed design;

FIG. 3 is a front elevation view of the invention shown in FIG. 1, the broken lines representing environment and forming no part of the claimed design;

FIG. 4 is a rear elevation view of the invention shown in FIG. 1, the broken lines representing environment and forming no part of the claimed design;

FIG. 5 is a right elevation view of the invention shown in FIG. 1, the broken lines representing environment and forming no part of the claimed design;

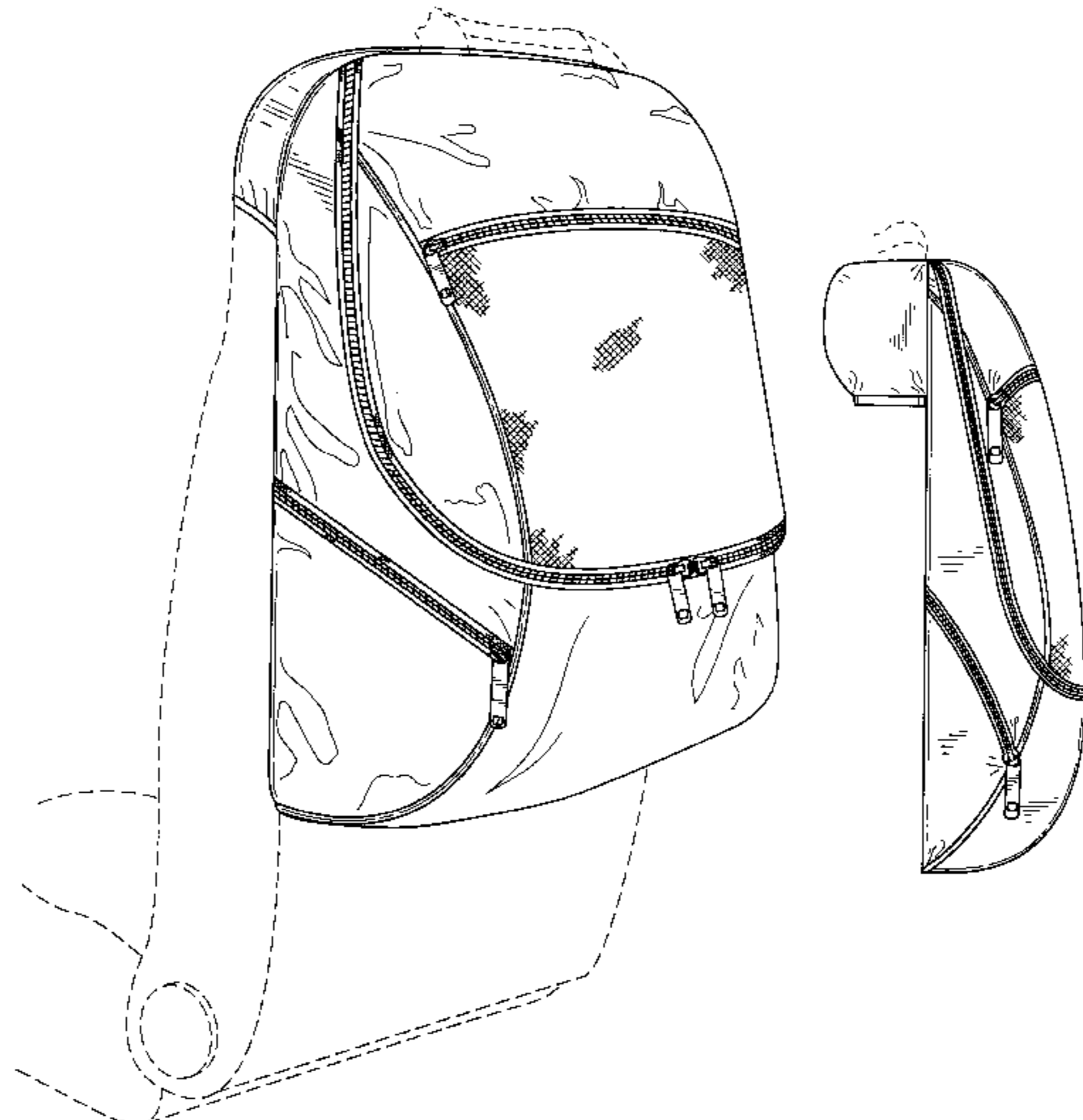
FIG. 6 is a left elevation view of the invention shown in FIG. 1, the broken lines representing environment and forming no part of the claimed design;

FIG. 7 is a top plan view of the invention shown in FIG. 1, the broken lines representing environment and forming no part of the claimed design; and,

FIG. 8 is a bottom plan view of the invention shown in FIG. 1.

The random criss-cross pattern on the back pocket of the organizer is understood to be represented throughout the entire back pocket area.

1 Claim, 6 Drawing Sheets



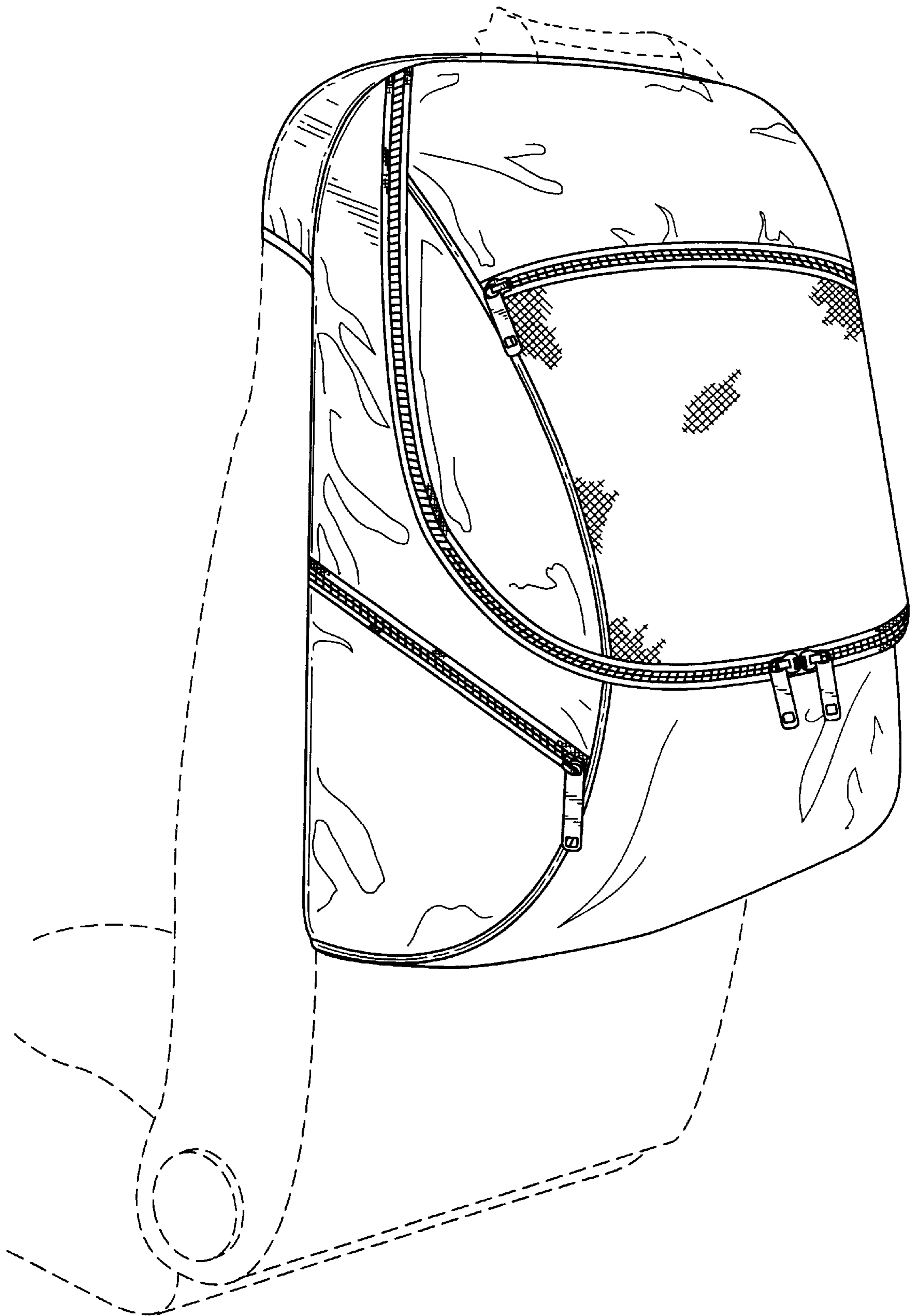


FIG.1

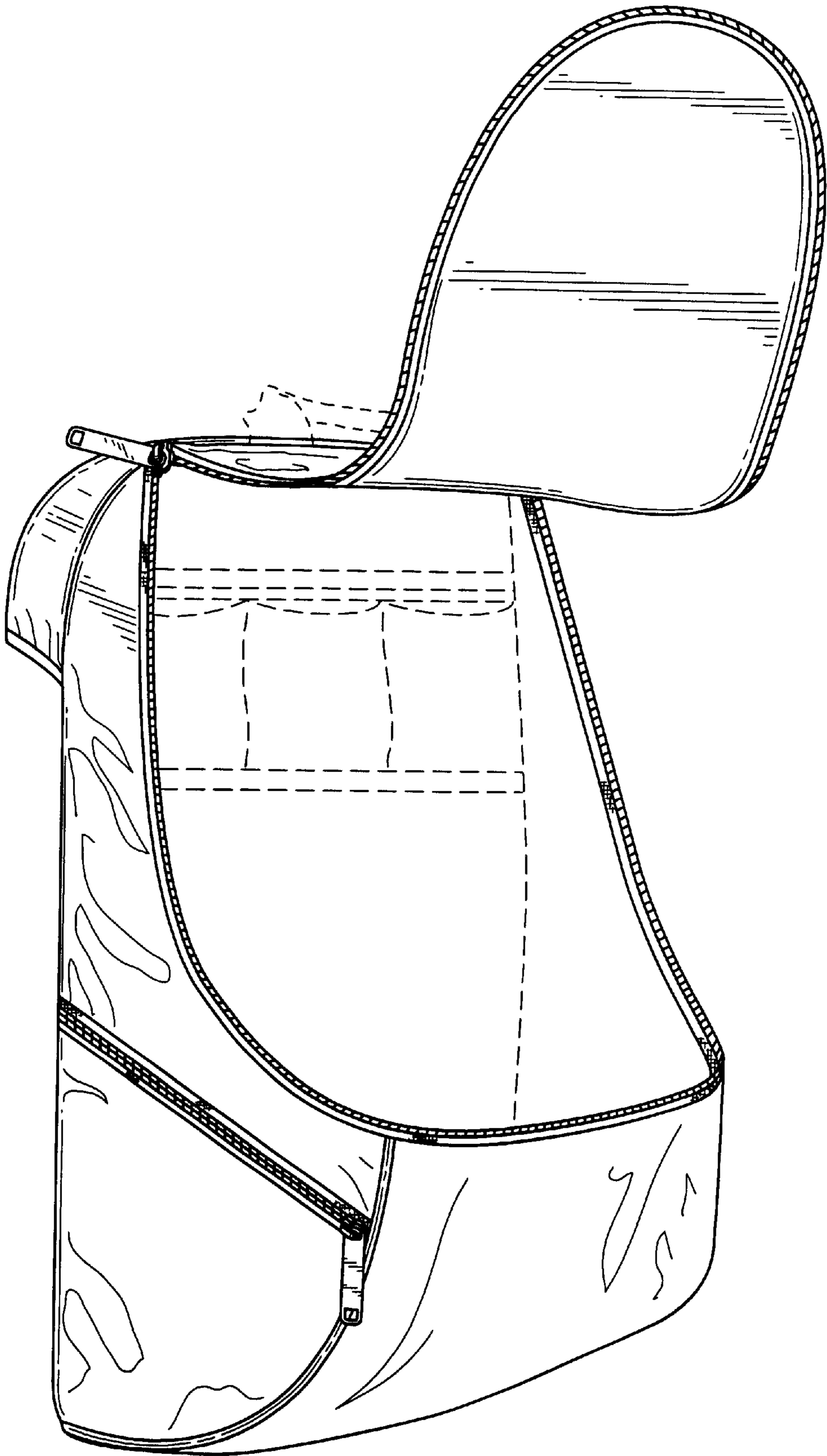


FIG.2

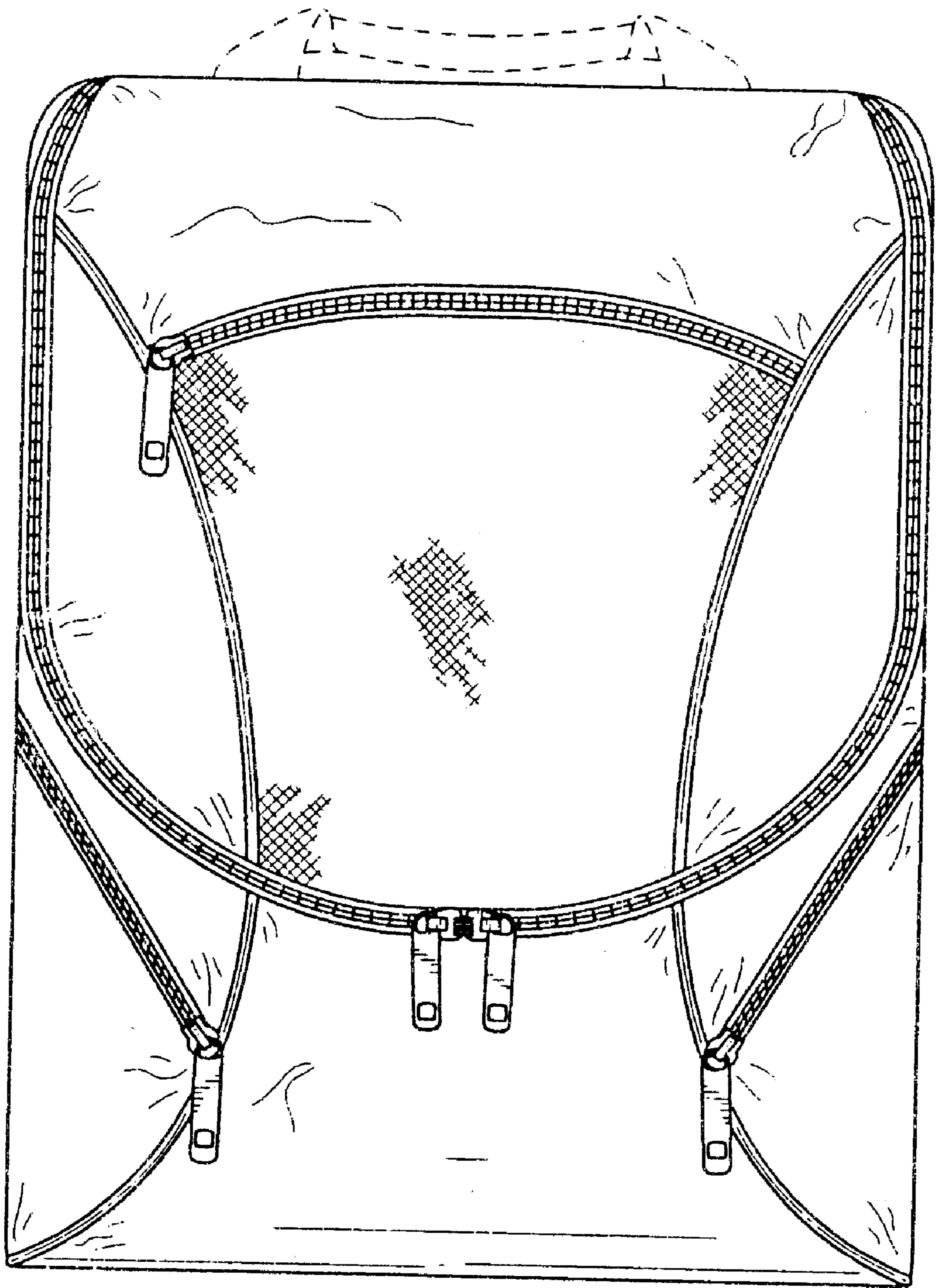


FIG.3




FIG.4

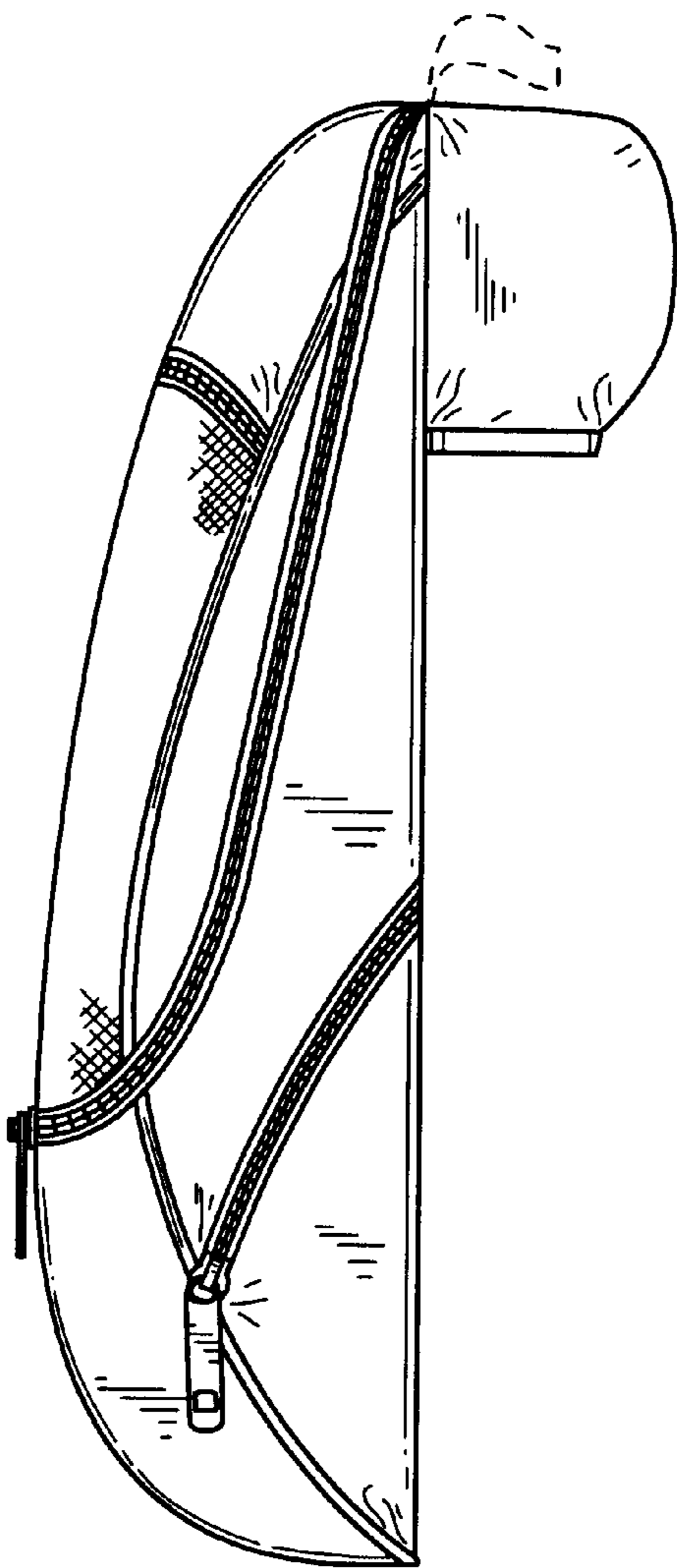


FIG. 5

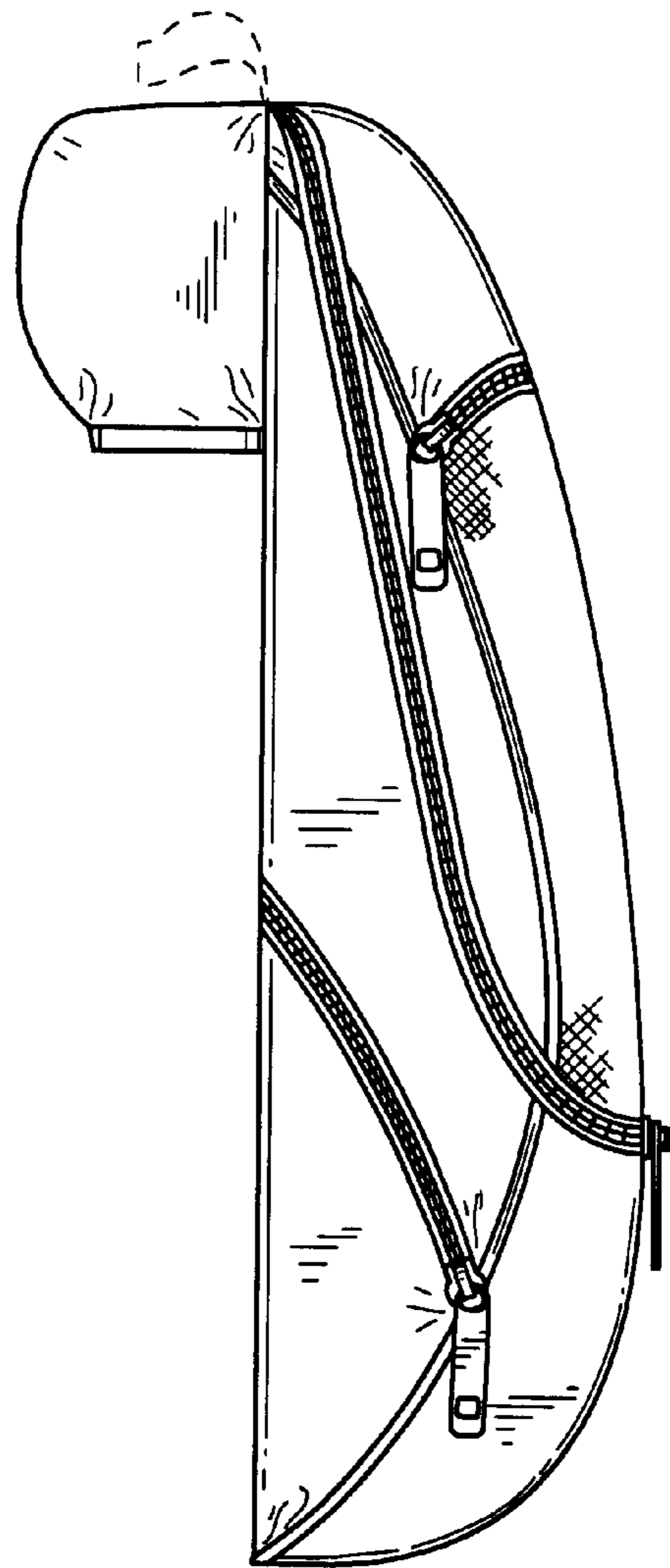


FIG. 6

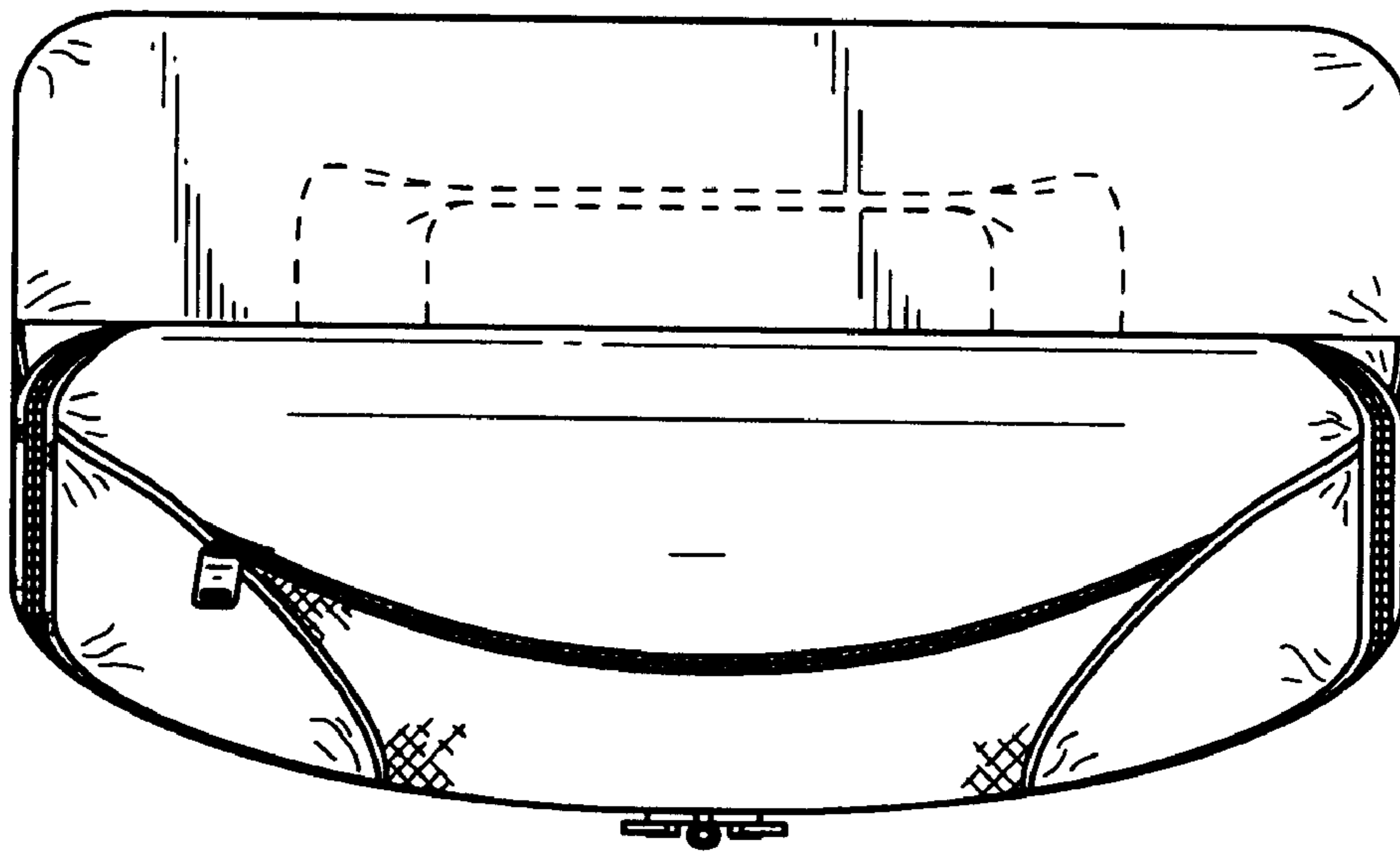


FIG. 7




FIG. 8