



US00D479185S

(12) **United States Design Patent**  
**Hanagan**

(10) **Patent No.:** **US D479,185 S**

(45) **Date of Patent:** **\*\* Sep. 2, 2003**

(54) **PAIR OF MOTORCYCLE SADDLEBAGS**

(75) Inventor: **Michael W. Hanagan**, Hollister, CA (US)

(73) Assignee: **Corbin Pacific, Inc.**, Hollister, CA (US)

(\*\*) Term: **14 Years**

(21) Appl. No.: **29/167,517**

(22) Filed: **Sep. 16, 2002**

(51) **LOC (7) Cl.** ..... **12-16**

(52) **U.S. Cl.** ..... **D12/410**

(58) **Field of Search** ..... D12/110, 409, D12/410; 224/412-433, 315; 180/219; 296/37.1

(56) **References Cited**

**U.S. PATENT DOCUMENTS**

D187,725 S \* 4/1960 Zbikowski ..... D12/410  
D445,398 S \* 7/2001 Hanagan ..... D12/410

\* cited by examiner

*Primary Examiner*—Alan P. Douglas  
*Assistant Examiner*—Linda Brooks

(57) **CLAIM**

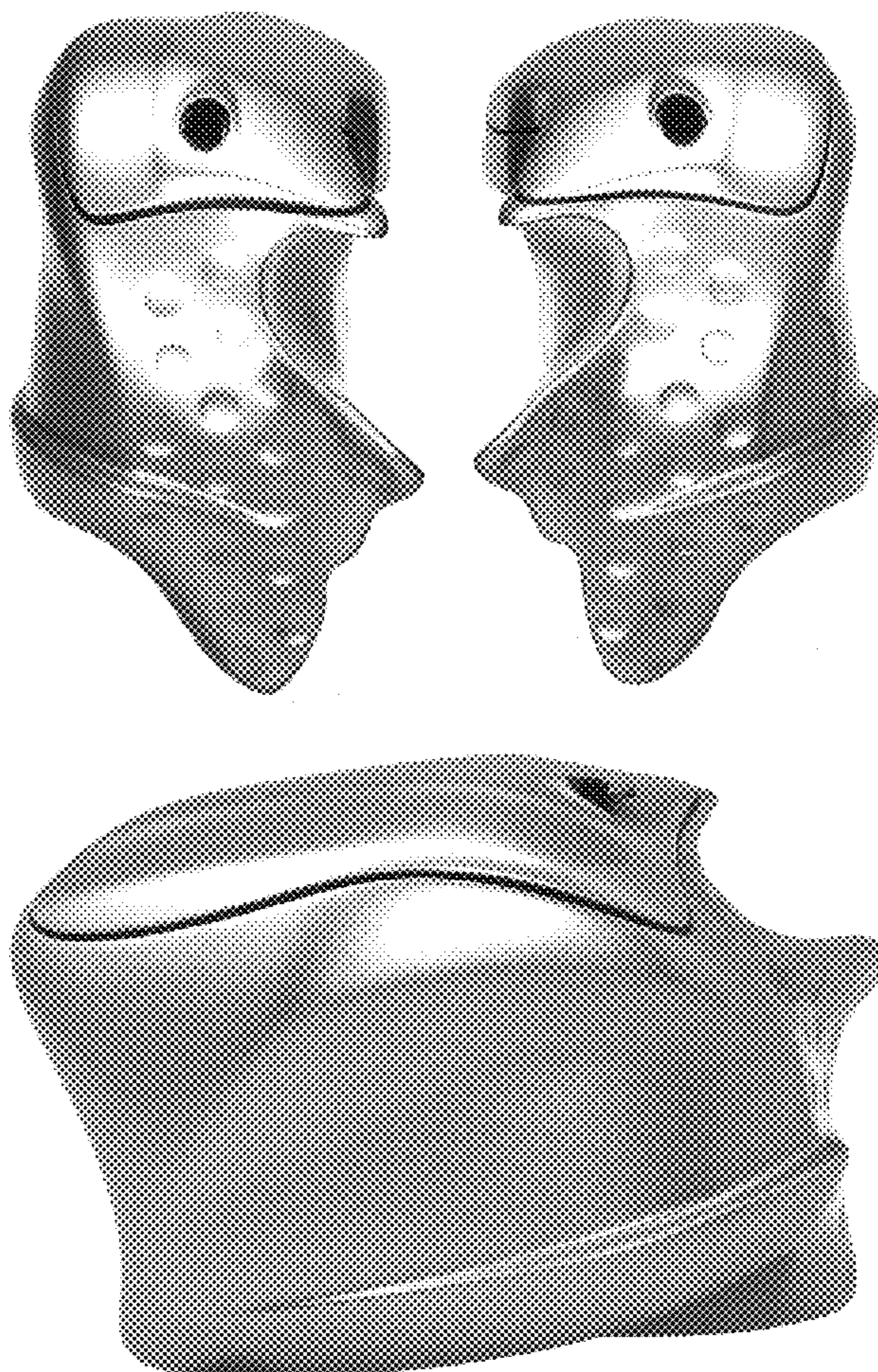
The ornamental design for a pair of motorcycle saddlebags, as shown and described.

**DESCRIPTION**

FIG. 1 is a rear view left and right of the pair of motorcycle saddlebags showing my new design;  
FIG. 2 is an outer side elevational view of the left saddlebag;  
FIG. 3 is an inner elevational view of the left saddlebag;  
FIG. 4 is a front perspective view of the left saddlebag;  
FIG. 5 is a bottom view of the left saddlebag;  
FIG. 6 is a top view of the right saddlebag;  
FIG. 7 is an outer side elevational view of the right saddlebag;  
FIG. 8 is an inner elevational view of the right saddlebag;  
FIG. 9 is a front perspective view of the right saddlebag; and,  
FIG. 10 is a bottom view of the right saddlebag.

The claimed design is directed to the pair of motorcycle saddlebags. The saddlebags are shown separately in FIGS. 2-10 in order to clearly disclose visual aspects of the design that are not apparent from FIG. 1.

**1 Claim, 7 Drawing Sheets**








FIG. 1





*FIG. 2*



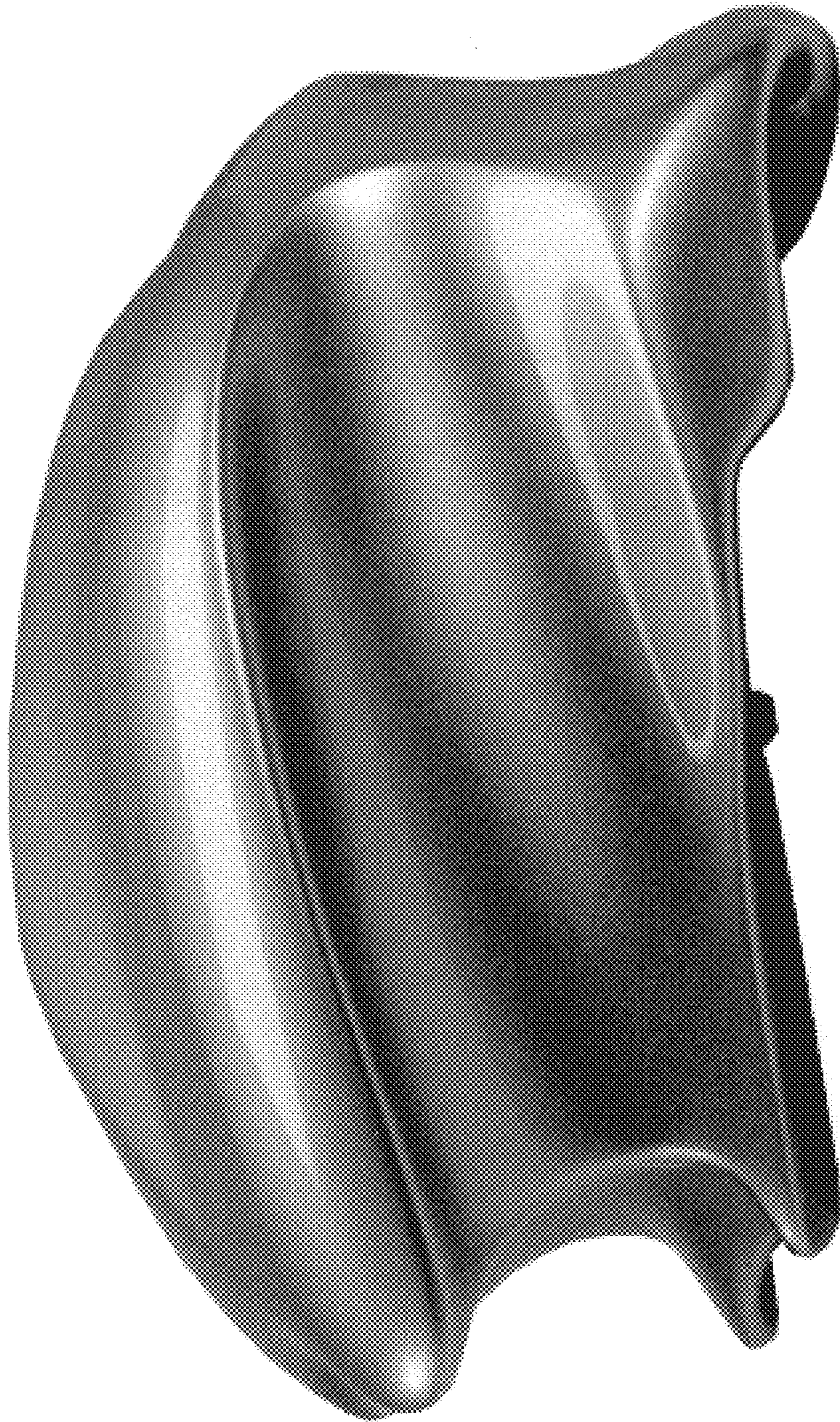
*FIG. 3*





*FIG. 4*





*FIG. 5*






*FIG. 6*





*FIG. 7*




*FIG. 8*





*FIG. 9*



*FIG. 10*