

US00D479182S

(12)

United States Design Patent

Cicansky

(10) Patent No.:

US D479,182 S

(45) Date of Patent:

\*\* Sep. 2, 2003

(54) VEHICLE SCREEN SET

(75) Inventor: Joseph Cicansky, Regina (CA)

(73) Assignee: Cloud-Rider Designs, Regina (CA)

(\*\*) Term: 14 Years

(21) Appl. No.: 29/169,915

(22) Filed: Oct. 29, 2002

(51) LOC (7) Cl. .... 12-16

(52) U.S. Cl. .... D12/216

(58) Field of Search ..... D12/216, 90–92,  
D12/171, 163; 180/68.6

(56) References Cited

U.S. PATENT DOCUMENTS

D402,615 S \* 12/1998 Cicansky ..... D12/216

D427,560 S \* 7/2000 Cicansky ..... D12/216

D430,096 S \* 8/2000 Cicansky ..... D12/216

D464,011 S \* 10/2002 Cicansky ..... D12/216

\* cited by examiner

Primary Examiner—Melody N. Brown

(74) Attorney, Agent, or Firm—Ryan W. Dupuis; Adrian D. Battison; Michael R. Williams

(57) CLAIM

The ornamental design for a vehicle screen set, as shown and described.

DESCRIPTION

FIG. 1 is a front elevational view of a vehicle screen set including both upper and lower screens.

FIG. 2 is a top plan view of the upper screen of FIG. 1, the bottom view being substantially a mirror image of the top view shown.

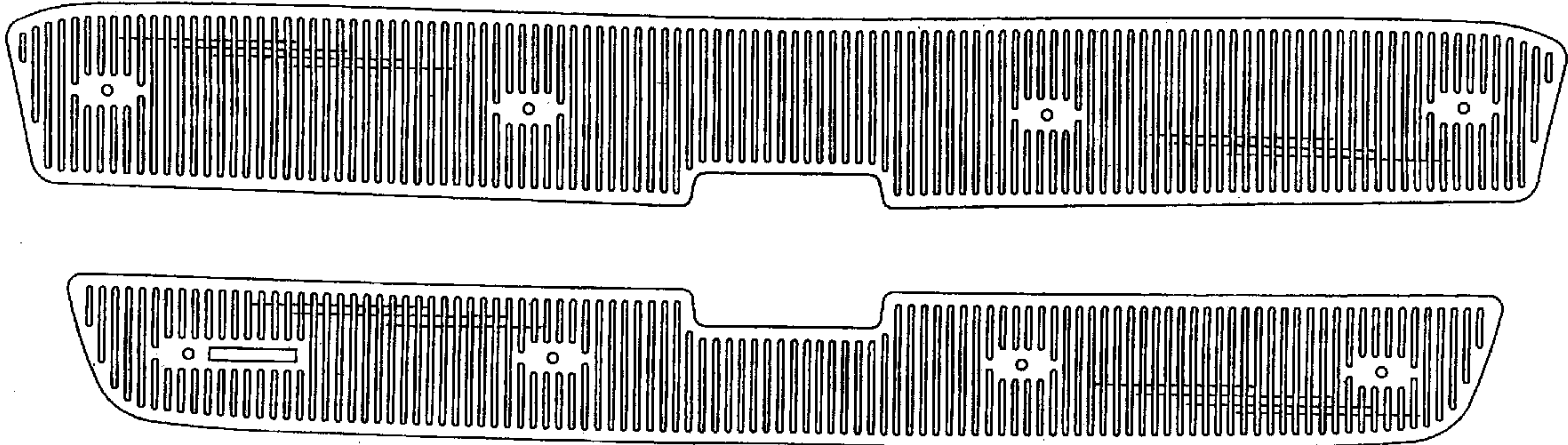
FIG. 3 is a right side elevational view of the upper screen, the left side being a mirror image of the right side view shown.

FIG. 4 is a top plan view of the lower screen of FIG. 1, the bottom view being substantially a mirror image of the top view shown; and,

FIG. 5 is a right side elevational view of the lower screen, the left side being a mirror image of the right side view shown.

The rear elevational view of the design is not visible in its intended use and is flat.

1 Claim, 1 Drawing Sheet



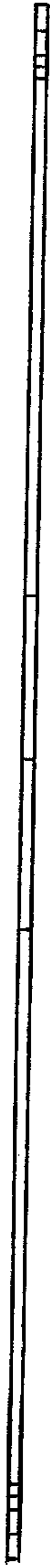


FIG. 2



FIG. 3



FIG. 4




FIG. 5




FIG. 1