



US00D479139S

(12) **United States Design Patent**
Kallabis et al.

(10) **Patent No.:** **US D479,139 S**

(45) **Date of Patent:** **** Sep. 2, 2003**

(54) **LEVEL**

5,940,978 A * 8/1999 Wright et al. 33/381
D459,251 S * 6/2002 Scheyer 10/69

(75) Inventors: **Gabriel Kallabis**, Spirkelbach (DE);
Marius Gartner, Baden-Baden (DE)

* cited by examiner

(73) Assignee: **Stabila-Messgeräte Gustav Ullrich GmbH**, Annweiler am Trifels (DE)

Primary Examiner—Antoine Duval Davis
(74) *Attorney, Agent, or Firm*—Friedrich Kueffner

(**) Term: **14 Years**

(57) **CLAIM**

(21) Appl. No.: **29/166,587**

The ornamental design for a level, as shown and described.

(22) Filed: **Aug. 28, 2002**

DESCRIPTION

(30) **Foreign Application Priority Data**

Feb. 28, 2002 (DE) 402 01 758

FIG. 1 is a top view of a level showing our new design;

(51) **LOC (7) Cl.** **10-04**

FIG. 2 is a front view thereof;

(52) **U.S. Cl.** **D10/69**

FIG. 3 is a perspective rear view thereof;

(58) **Field of Search** D10/69

FIG. 4 is a perspective view of a detail thereof;

FIG. 5 is a side view thereof; and,

(56) **References Cited**

FIG. 6 is a another side view.

U.S. PATENT DOCUMENTS

D388,719 S * 1/1998 Kohner D10/69

1 Claim, 6 Drawing Sheets




Fig. 1



Fig. 2




Fig. 3




Fig. 4

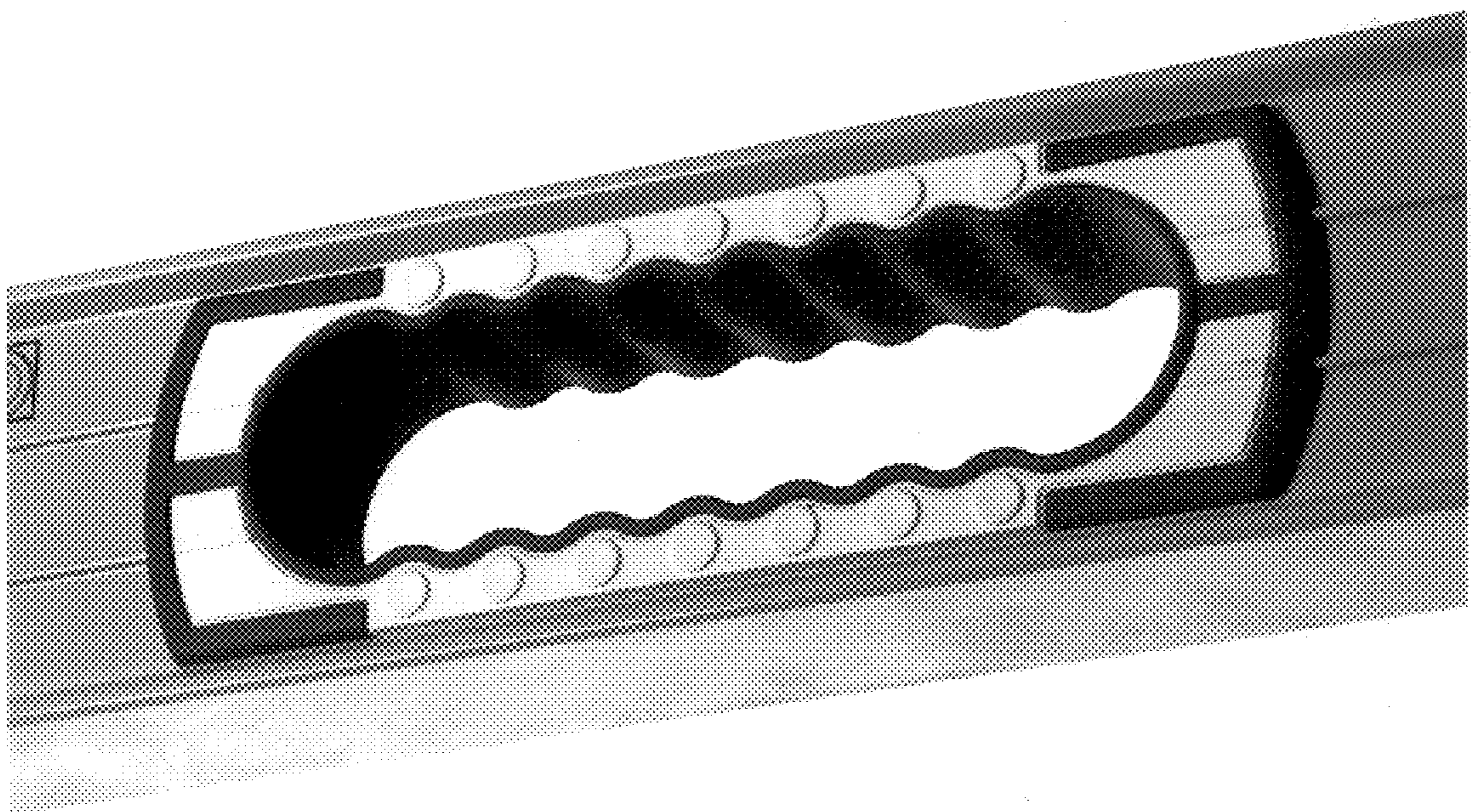


Fig. 5



Fig. 6

