



US00D479138S

(12) **United States Design Patent**  
**Taccolini et al.**

(10) **Patent No.:** **US D479,138 S**

(45) **Date of Patent:** **\*\* Sep. 2, 2003**

(54) **BOLT GAGE**

(75) Inventors: **Raymond Taccolini**, San Clemente, CA (US); **Robert D. Weaver**, Rancho Santa Fe, CA (US)

(73) Assignee: **Crown Bolt, Inc.**, Aliso Viejo, CA (US)

(\*\*) Term: **14 Years**

(21) Appl. No.: **29/166,794**

(22) Filed: **Sep. 4, 2002**

(51) **LOC (7) Cl.** ..... **10-04**

(52) **U.S. Cl.** ..... **D10/64**

(58) **Field of Search** ..... D10/69; 33/555.1-555.3, 33/562, 563

(56) **References Cited**

**U.S. PATENT DOCUMENTS**

D421,575 S \* 3/2000 Palm ..... D10/64

D454,509 S \* 3/2002 Chiang ..... D10/64

\* cited by examiner

*Primary Examiner*—Antoine Duval Davis

(74) *Attorney, Agent, or Firm*—Stetina Brunda Garred & Brucker

(57) **CLAIM**

The ornamental design for a bolt gage, as shown and described.

**DESCRIPTION**

FIG. 1 is a left end view of the bolt gage taken along line 1 of FIG. 3;

FIG. 2 is a right end view of the bolt gage taken along line 2 of FIG. 3;

FIG. 3 is a top plan view taken along line 3 of FIG. 2;

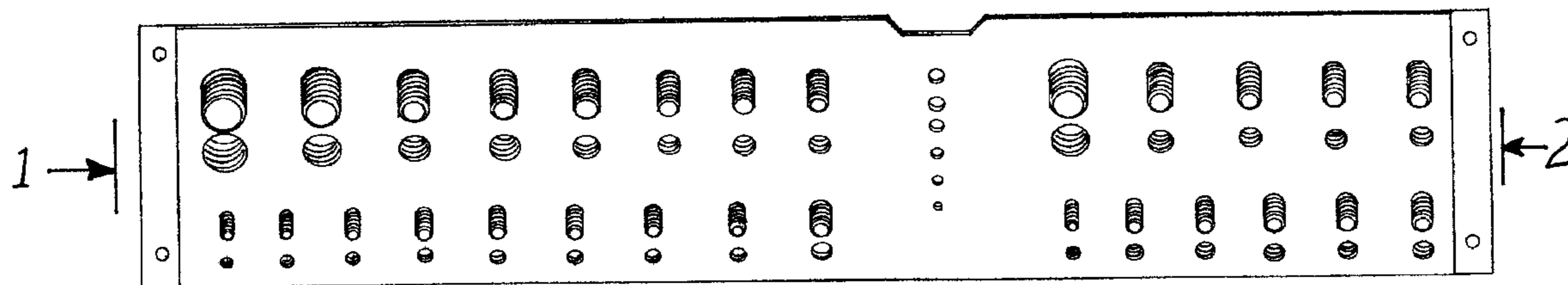
FIG. 4 is a bottom view taken along line 4 of FIG. 2;

FIG. 5 is a back view taken along line 5 of FIG. 2;

FIG. 6 is a top view taken along line 6 of FIG. 2; and,

FIG. 7 is a view taken perpendicular to the threads and along line 7 of FIG. 2.

**1 Claim, 3 Drawing Sheets**



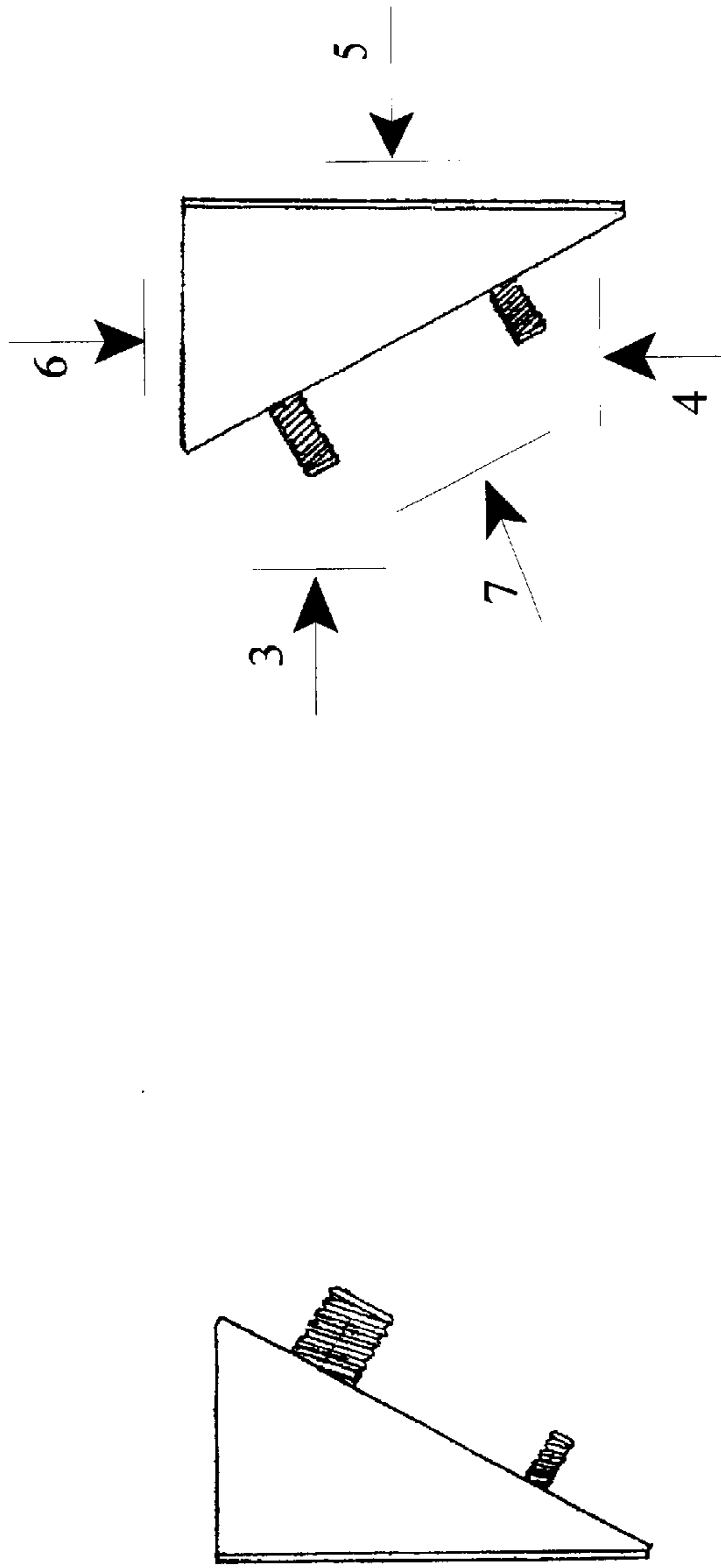


Figure 2

Figure 1

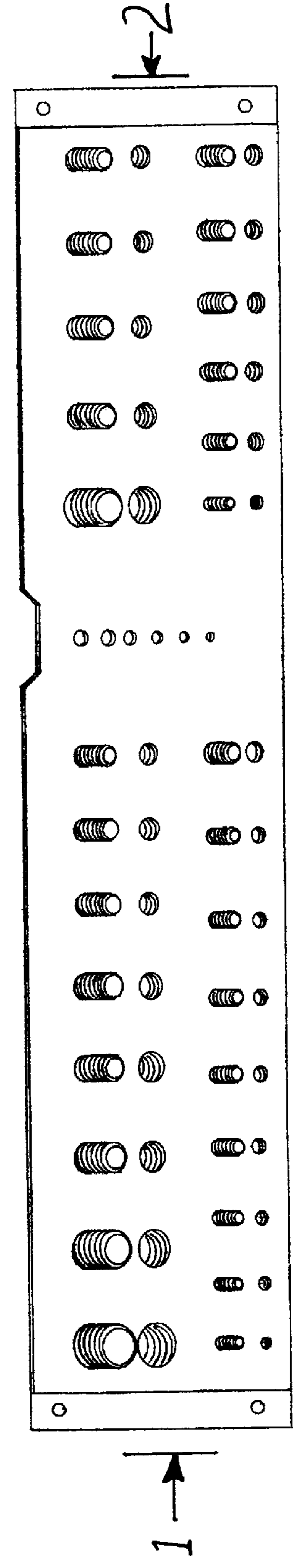


Figure 3

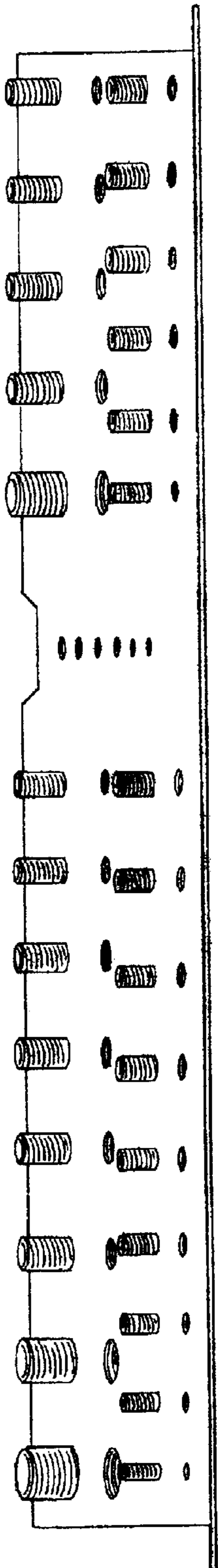


Figure 4

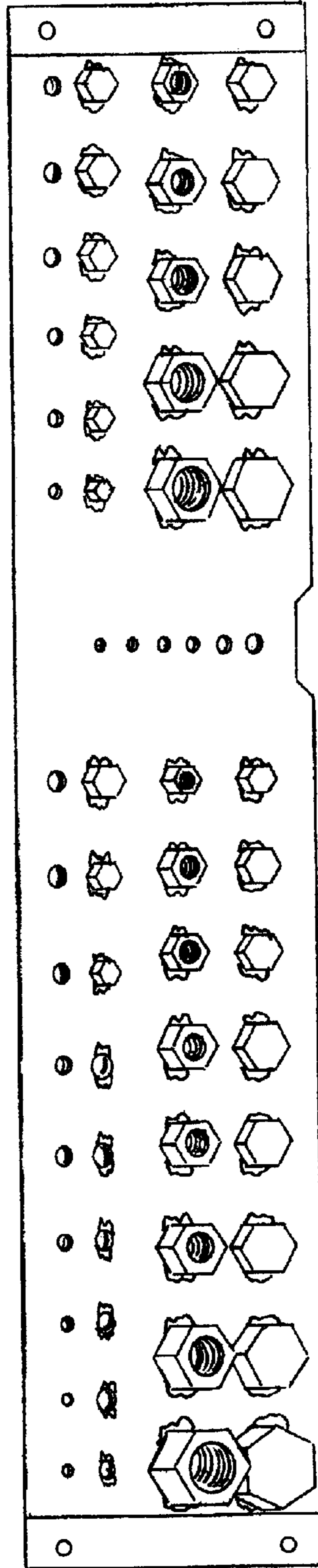


Figure 5

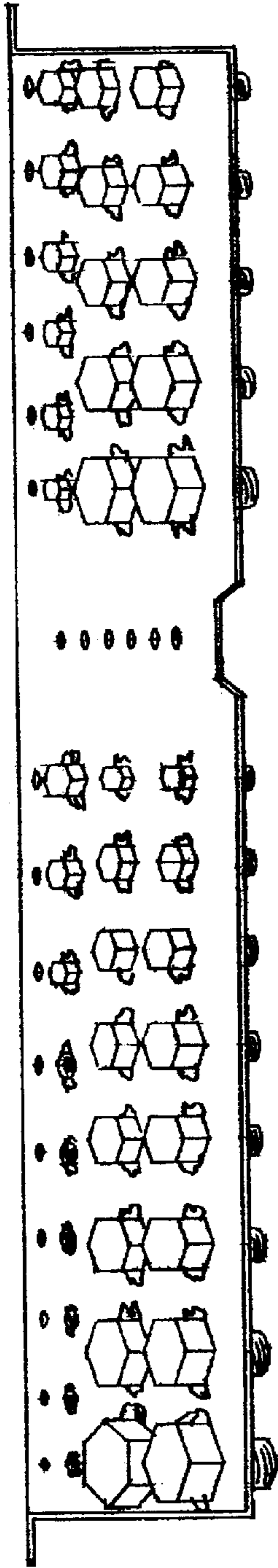


Figure 6

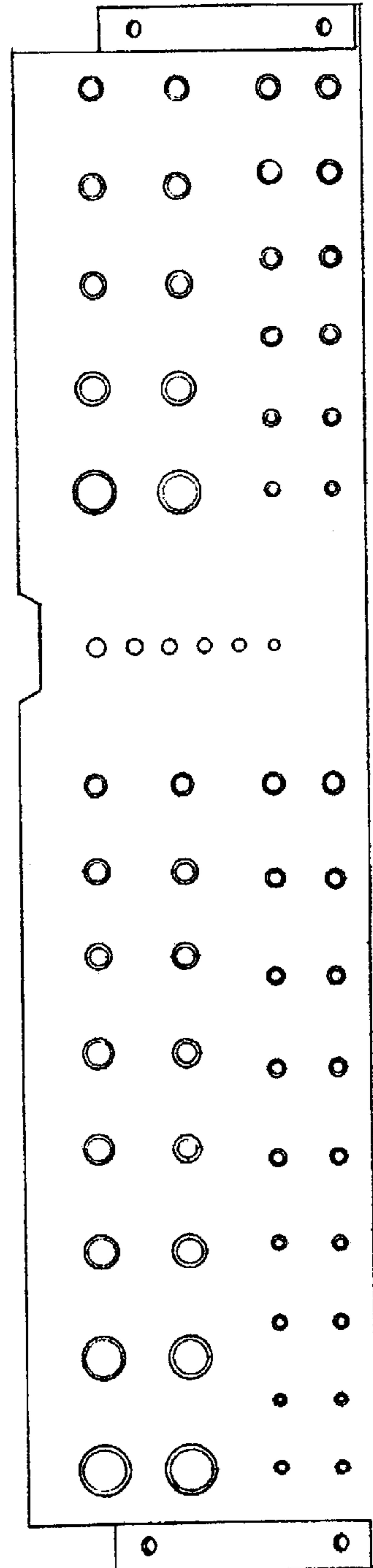


Figure 7