



US00D479137S

(12) **United States Design Patent**  
**Kauffmann**

(10) **Patent No.:** **US D479,137 S**

(45) **Date of Patent:** **\*\* Sep. 2, 2003**

(54) **WATCH**

(75) **Inventor:** **Vincent Kauffmann**, Grand-Lancy (CH)

(73) **Assignee:** **Richemont International SA**, Villars-sur-Glane (CH)

(\*\*) **Term:** **14 Years**

(21) **Appl. No.:** **29/174,660**

(22) **Filed:** **Jan. 23, 2003**

(30) **Foreign Application Priority Data**

Sep. 24, 2002 (WO) ..... DMA/005847

(51) **LOC (7) Cl.** ..... **10-02**

(52) **U.S. Cl.** ..... **D10/39**

(58) **Field of Search** ..... D10/1-40, 122-132;  
368/280-282, 276-277, 285, 294-295

(56) **References Cited**

**U.S. PATENT DOCUMENTS**

D222,784 S	*	12/1971	Kurth	.....	D10/39
D302,133 S	*	7/1989	Woomer	.....	D10/39
D423,953 S	*	5/2000	Kauffmann	.....	D10/39
D436,319 S	*	1/2001	Giardiello	.....	D10/39
D447,428 S	*	9/2001	Modolo	.....	D10/39

**OTHER PUBLICATIONS**

Swiss Watch & Jewelry Journal—Mar. 1988—p. 495—watches at top right.\*

Swiss Watch & Jewelry Journal—Jan. 1988—p. 144—watch at top right.\*

Swiss Watch & Jewelry Journal—Feb. 1989—p. 471—watches.\*

\* cited by examiner

*Primary Examiner*—Nelson C. Holtje

(74) *Attorney, Agent, or Firm*—Young & Thompson

(57) **CLAIM**

The ornamental design for a watch, as shown and described.

**DESCRIPTION**

FIG. 1 is a perspective view of the watch.

FIG. 2 is a top view of the watch.

FIG. 3 is a bottom view of the watch.

FIG. 4 is a side view of the watch from the bottom of FIG. 2.

FIG. 5 is a side view of the watch from the top of FIG. 2.

FIG. 6 is a side view of the watch from the right of FIG. 2; and,

FIG. 7 is a side view of the watch from the left of FIG. 2.

**1 Claim, 1 Drawing Sheet**






Fig 1

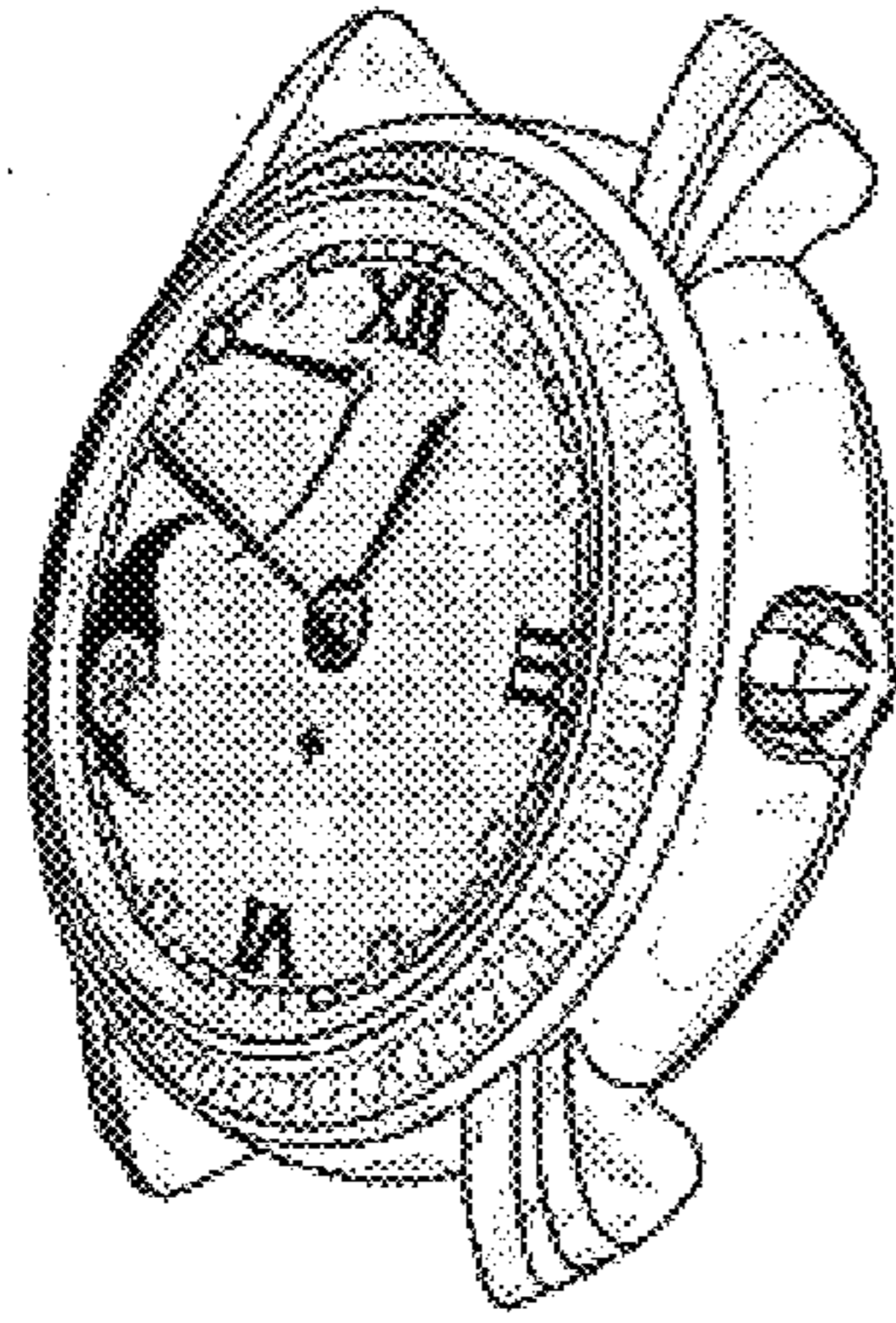


Fig 4




Fig 5




Fig 2



Fig 3



Fig 6




Fig 7

