



US00D479136S

(12) **United States Design Patent**
Baumgartner

(10) **Patent No.:** **US D479,136 S**

(45) **Date of Patent:** **** Sep. 2, 2003**

(54) **WRIST WATCH**

(75) **Inventor:** **Felix Baumgartner**, Geneva (CH)

(73) **Assignee:** **Goldpfeil Genève S.A**, Geneva (CH)

(**) **Term:** **14 Years**

(21) **Appl. No.:** **29/168,434**

(22) **Filed:** **Oct. 1, 2002**

(30) **Foreign Application Priority Data**

Apr. 2, 2002 (WO) DM/059 731

(51) **LOC (7) Cl.** **10-02**

(52) **U.S. Cl.** **D10/32**

(58) **Field of Search** D10/1-40, 122-132;
368/276-277, 281-282, 285; D11/3-25;
63/1.1, 3, 5, 11; 224/164, 168, 178

(56) **References Cited**

U.S. PATENT DOCUMENTS

D80,360 S * 1/1930 Conant D10/38
D80,401 S * 1/1930 Stegeman D10/38

D388,332 S * 12/1997 Perrin et al. D10/32
D393,598 S * 4/1998 Perrin et al. D10/39
D421,919 S * 3/2000 Bodino D10/32
D440,887 S * 4/2001 Tripet D10/32
D455,970 S * 4/2002 Chia-Jeng D10/39
D462,281 S * 9/2002 Wunderman D10/39

* cited by examiner

Primary Examiner—Nelson C. Holtje


(57) **CLAIM**

I claim the ornamental design for the wrist watch, as shown and described.

DESCRIPTION

FIG. 1 is a front elevation view of the new wrist watch of the present invention.
FIG. 2 is a rear elevation view thereof;
FIG. 3 is a right view thereof.
FIG. 4 is a left view thereof.
FIG. 5 is a top view thereof.
FIG. 6 is a bottom view thereof; and,
FIG. 7 is a right top perspective view thereof.

1 Claim, 1 Drawing Sheet






Fig. 1




Fig. 2

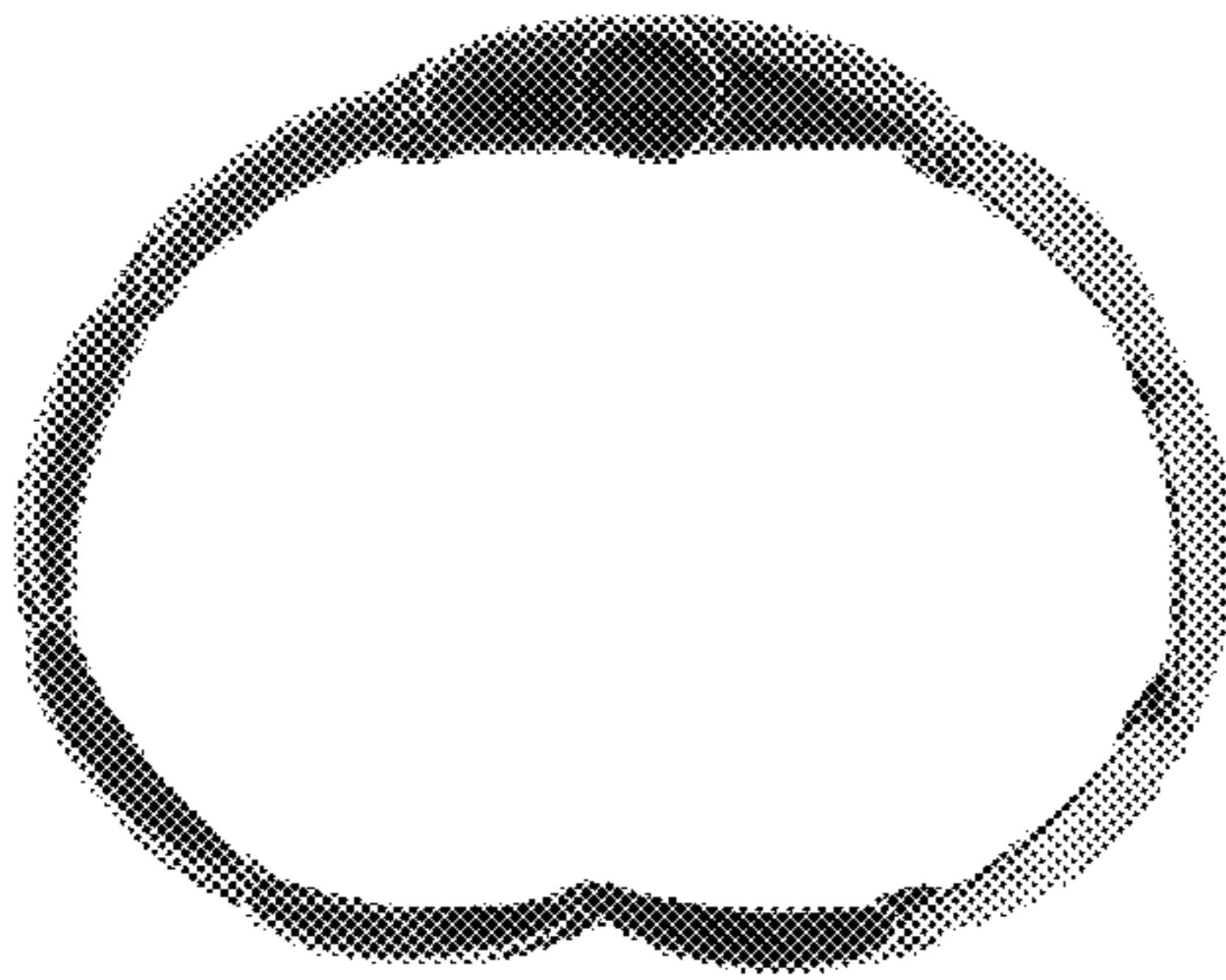


Fig. 3

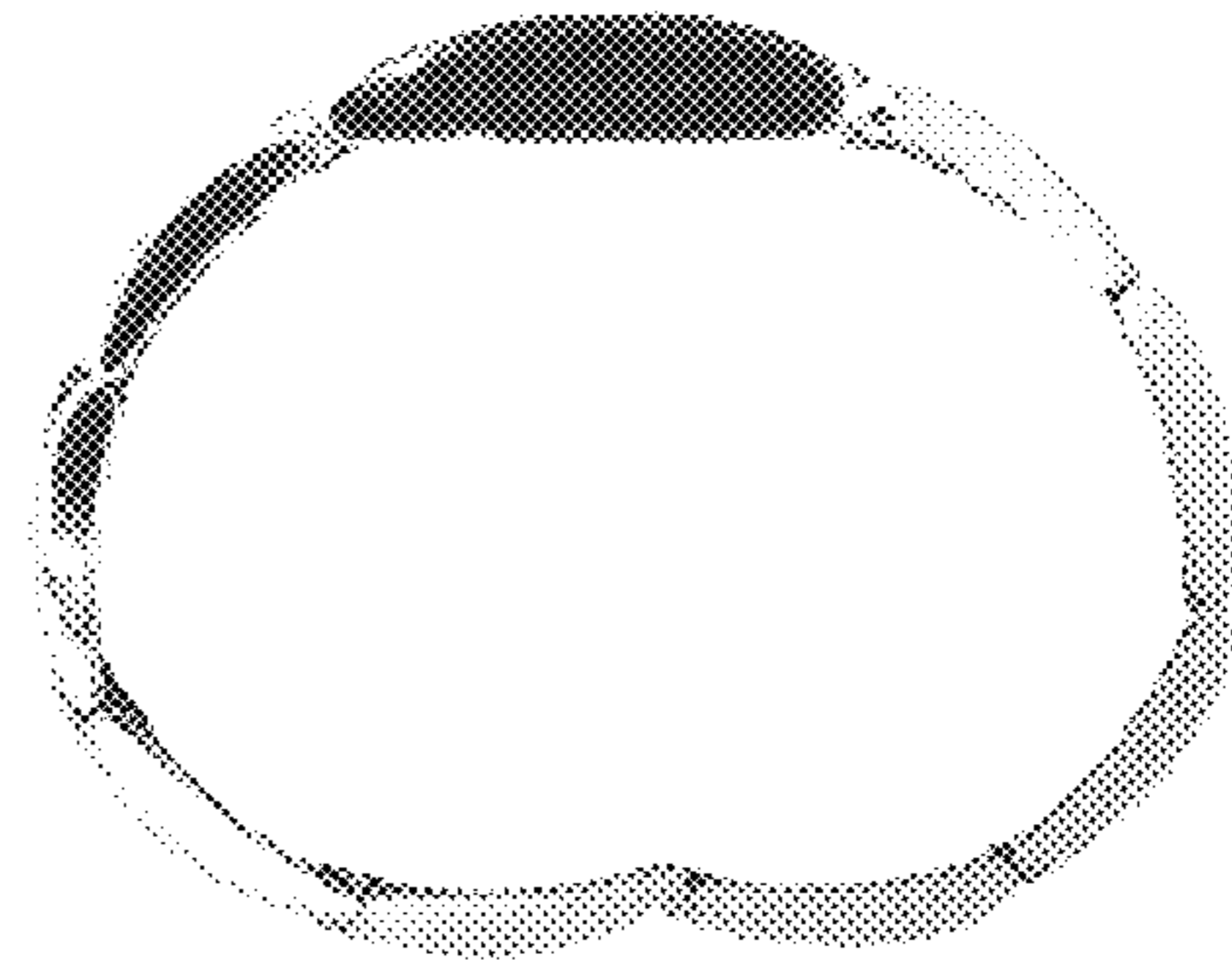


Fig. 4




Fig. 5




Fig. 6




Fig. 7